
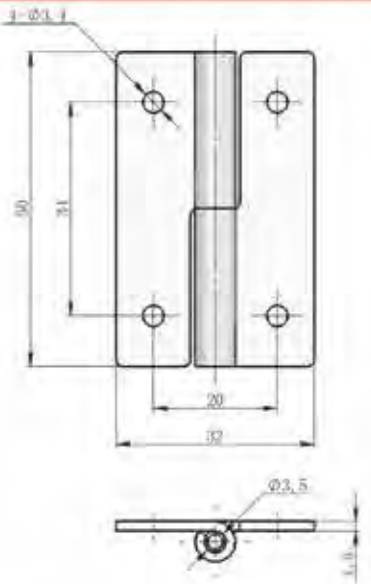



把手锁 Handle lock		
圆柱锁 Cylinder lock		
平面锁 Plane lock		
连杆锁 Rod control lock		
面板锁 Panel lock		
搭扣锁 Tongle and Hook		
拉手 Handles		
限位 Door stop		
铰链 Hinge		
冷库把手 Handle latch		
磁吸 Magnet catch		
附件 Accessories		



左 右

HL253-16

特征说明:

材 质: SPCC/SUS材质

表面处理: SPCC镀锌, SUS拉丝

结构功能: 明装铰链, 通过螺丝固定, 安装拆卸简单快捷方便

用 途: 一般使用于通讯机箱机柜, 配电箱柜, 机械机床设备等钣金箱体使用

备 注: 适用门板厚度1-3mm

Feature Description:


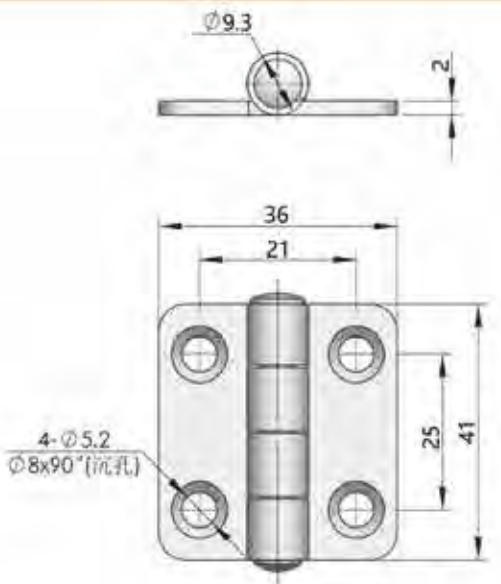
Material: SPCC/SUS material


Surface treatment: SPCC galvanized, SUS brushed

Structural function: exposed ammonium chain, fixed by screws, easy to install and disassemble Quick and easy

Uses: generally used in chassis cabinets, electrical cabinets, mechanical equipment, automation equipment sheet metal boxes

Remarks: Applicable door panel thickness 1-3mm

把手锁 Handle lock		
圆柱锁 Cylinder lock		
平面锁 Plane lock		
连杆锁 Rod control lock		
面板锁 Panel lock		
搭扣锁 Tongle and Hook		
拉手 Handles		
限位 Door stop		
铰链 Hinge		
冷库把手 Handle latch		
磁吸 Magnet catch		
附件 Accessories		



HL253-21

特征说明:

材 质: SPCC/SUS材质

表面处理: SPCC镀锌, SUS拉丝

结构功能: 明装铰链, 通过螺丝固定, 安装拆卸简单快捷方便

用 途: 一般使用于通讯机箱机柜, 配电箱柜, 机械机床设备等钣金箱体使用

备 注: 适用门板厚度1-3mm

Feature Description:


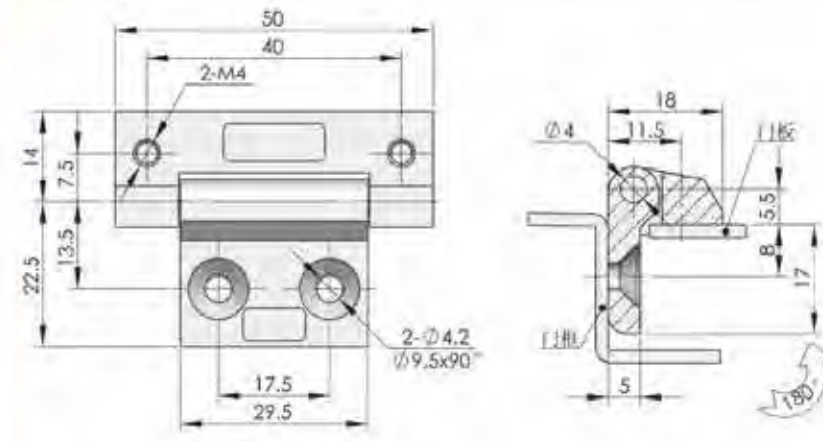

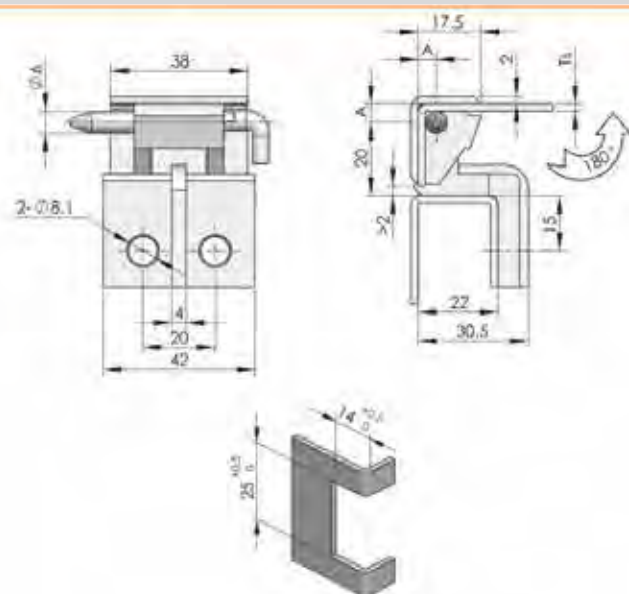

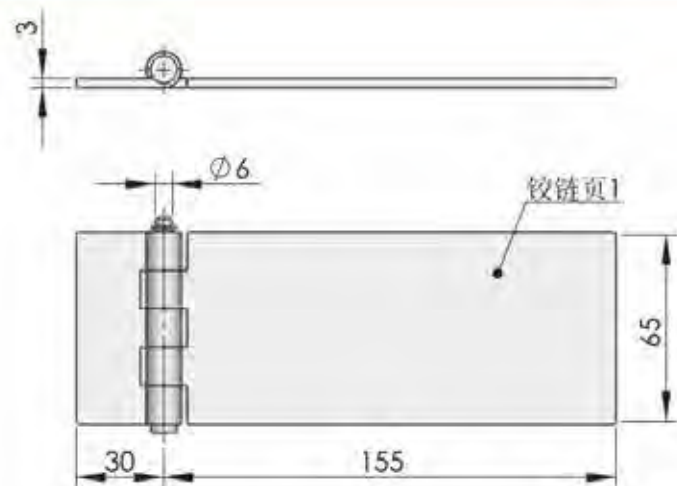
Material: SPCC/SUS material


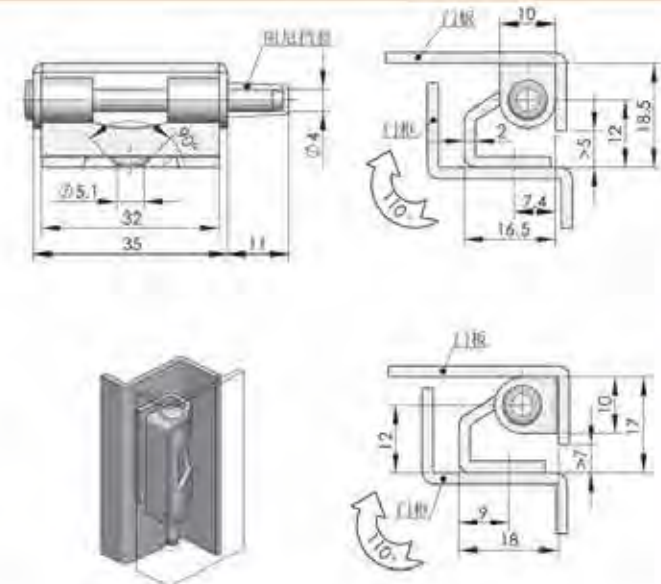

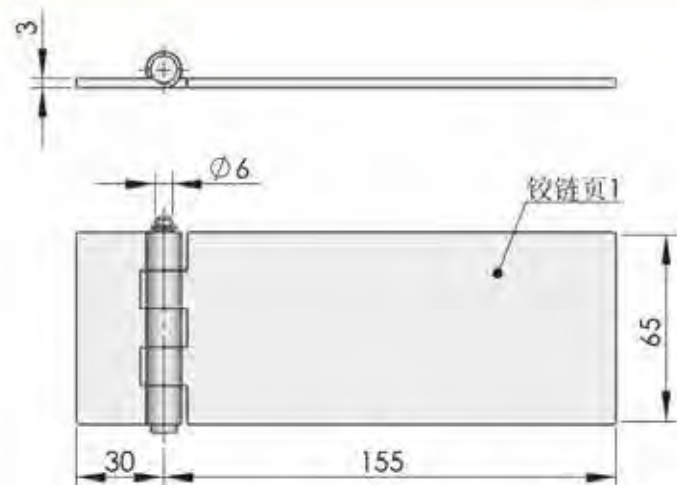

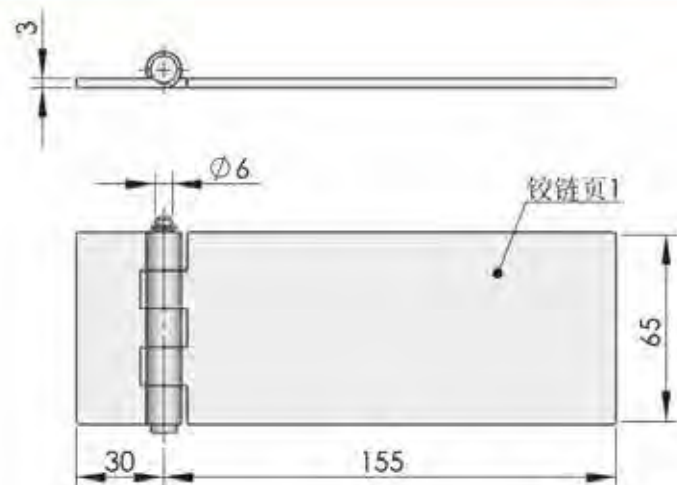
Surface treatment: SPCC galvanized, SUS brushed

Structural function: exposed ammonium chain, fixed by screws, easy to install and disassemble Quick and easy

Uses: generally used in chassis cabinets, electrical cabinets, mechanical equipment, automation equipment sheet metal boxes

Remarks: Applicable door panel thickness 1-3mm

把手锁 Handle lock	 <p>HL254</p>		<p>特征说明:</p> <p>材 质: ZDC锌合金</p> <p>表面处理: 明装铰链, 镀铬</p> <p>结构功能: 超装铰链, 通过螺丝固定, 安装拆卸简单方便快捷</p> <p>用 途: 一般使用于通讯机箱机柜, 电脑机柜, 机械机床设备等钣金箱体使用</p> <p>备 注: 适用门板厚度1-3mm</p>	<p>Feature Description:</p> <p>Material: ZDC zinc alloy</p> <p>Surface treatment: exposed hinge, chrome plating</p> <p>Structural function: concealed hinge, fixed by screws, easy to install and disassemble</p> <p>Uses: generally used in chassis cabinets, electrical cabinets, mechanical equipment, automation equipment sheet metal boxes</p> <p>Remarks: Applicable door panel thickness 1-3mm</p>
圆柱锁 Cylinder lock				
平面锁 Plane lock				
连杆锁 Rod control lock				
面板锁 Panel lock	 <p>HL255</p>		<p>特征说明:</p> <p>材 质: ZDC锌合金</p> <p>表面处理: ZDC黑色, 镀铬</p> <p>结构功能: 超装铰链, 通过螺丝固定, 安装拆卸简单方便快捷, 附件铰链</p> <p>用 途: 一般使用于通讯机箱机柜, 电脑机柜, 机械机床设备等钣金箱体使用</p> <p>备 注: 适用门板厚度1-3mm</p>	<p>Feature Description:</p> <p>Material: ZDC zinc alloy</p> <p>Surface treatment: exposed hinge, chrome plating</p> <p>Structural function: concealed hinge, fixed by screws, easy to install and disassemble</p> <p>Uses: generally used in chassis cabinets, electrical cabinets, mechanical equipment, automation equipment sheet metal boxes</p> <p>Remarks: Applicable door panel thickness 1-3mm</p>
搭扣锁 Tonggle and Hook				
拉手 Handles				
限位 Door stop				
铰链 Hinge	 <p>HL269</p>		<p>特征说明:</p> <p>材 质: SPCC/SUS两种材质</p> <p>表面处理: SPCC镀锌, SUS本色</p> <p>结构功能: 超装铰链, 通过焊接固定安装, 开启角度110°</p> <p>用 途: 一般使用于机箱机柜, 电脑机柜, 机械设备, 自动化设备钣金箱体使用</p> <p>备 注: 适用门板厚度1-3mm</p>	<p>Feature Description:</p> <p>Material: SPCC/SUS two materials</p> <p>Surface treatment: SPCC galvanized, SUS natural color</p> <p>Structural function: concealed ammonium chain, fixed installation by welding, opening angle 110°</p> <p>Uses: generally used in chassis cabinets, electrical cabinets, mechanical equipment, automation equipment sheet metal boxes</p> <p>Remarks: Applicable door panel thickness 1-3mm</p>
冷库把手 Handle latch				
磁吸 Magnet catch				
附件 Accessories				

把手锁 Handle lock	 <p>HL257</p>		<p>特征说明:</p> <p>材 质: SPCC/SUS两种材质</p> <p>表面处理: SPCC镀锌, SUS本色</p> <p>结构功能: 超装铰链, 通过焊接固定安装, 开启角度110°</p> <p>用 途: 一般使用于机箱机柜, 电脑机柜, 机械设备, 自动化设备钣金箱体使用</p> <p>备 注: 适用门板厚度1-3mm</p>	<p>Feature Description:</p> <p>Material: SPCC/SUS two materials</p> <p>Surface treatment: SPCC galvanized, SUS natural color</p> <p>Structural function: concealed ammonium chain, fixed installation by welding, opening angle 110°</p> <p>Uses: generally used in chassis cabinets, electrical cabinets, mechanical equipment, automation equipment sheet metal boxes</p> <p>Remarks: Applicable door panel thickness 1-3mm</p>
圆柱锁 Cylinder lock				
平面锁 Plane lock				
连杆锁 Rod control lock				
面板锁 Panel lock	 <p>HL269</p>		<p>特征说明:</p> <p>材 质: SPCC/SUS两种材质</p> <p>表面处理: SPCC镀锌, SUS本色</p> <p>结构功能: 超装铰链, 通过焊接固定安装, 开启角度110°</p> <p>用 途: 一般使用于机箱机柜, 电脑机柜, 机械设备, 自动化设备钣金箱体使用</p> <p>备 注: 适用门板厚度1-3mm</p>	<p>Feature Description:</p> <p>Material: SPCC/SUS two materials</p> <p>Surface treatment: SPCC galvanized, SUS natural color</p> <p>Structural function: concealed ammonium chain, fixed installation by welding, opening angle 110°</p> <p>Uses: generally used in chassis cabinets, electrical cabinets, mechanical equipment, automation equipment sheet metal boxes</p> <p>Remarks: Applicable door panel thickness 1-3mm</p>
搭扣锁 Tonggle and Hook				
拉手 Handles				
限位 Door stop				
铰链 Hinge	 <p>HL269</p>		<p>特征说明:</p> <p>材 质: SPCC/SUS两种材质</p> <p>表面处理: SPCC镀锌, SUS本色</p> <p>结构功能: 超装铰链, 通过焊接固定安装, 开启角度110°</p> <p>用 途: 一般使用于机箱机柜, 电脑机柜, 机械设备, 自动化设备钣金箱体使用</p> <p>备 注: 适用门板厚度1-3mm</p>	<p>Feature Description:</p> <p>Material: SPCC/SUS two materials</p> <p>Surface treatment: SPCC galvanized, SUS natural color</p> <p>Structural function: concealed ammonium chain, fixed installation by welding, opening angle 110°</p> <p>Uses: generally used in chassis cabinets, electrical cabinets, mechanical equipment, automation equipment sheet metal boxes</p> <p>Remarks: Applicable door panel thickness 1-3mm</p>
冷库把手 Handle latch				
磁吸 Magnet catch				
附件 Accessories				

把手锁 Handle lock			
圆柱锁 Cylinder lock			
平面锁 Plane lock			
连杆锁 Rod control lock			
面板锁 Panel lock			
搭扣锁 Tongle and Hook			
拉手 Handles			
限位 Door stop			
铰链 Hinge			
冷库把手 Handle latch			
磁吸 Magnet catch			
附件 Accessories			

HL272-1(阻力铰链)

特征说明:

- 材 质: ZDC锌合金
- 表面处理: ZDC黑色, 镀铬
- 结构功能: 阻力铰链, 通过螺丝固定, 安装拆卸简单方便快捷, 附件焊接
- 用 途: 一般用于通讯机箱机柜, 配电箱柜, 机械机床设备等钣金箱体使用
- 备 注: 适用门板厚度1-3mm

Feature Description:

Material: ZDC zinc alloy
Surface treatment: ZDC black, chrome plated
Structural function: resistance hinge, fixed by screws, easy and convenient installation and disassembly, accessory welding
Uses: generally used in chassis cabinets, electrical cabinets, mechanical equipment, automation equipment sheet metal boxes
Remarks: Applicable door panel thickness 1-3mm

HL272-2(POM)

特征说明:

- 材 质: POM材质
- 表面处理: 黑色, 白色
- 结构功能: 阻力铰链, 通过螺丝固定, 安装拆卸简单方便快捷, 附件焊接
- 用 途: 一般用于通讯机箱机柜, 配电箱柜, 机械机床设备等钣金箱体使用
- 备 注: 适用门板厚度1-3mm

Feature Description:

Material: ZDC zinc alloy
Surface treatment: ZDC black, chrome plated
Structural function: resistance hinge, fixed by screws, easy and convenient installation and disassembly, accessory welding
Uses: generally used in chassis cabinets, electrical cabinets, mechanical equipment, automation equipment sheet metal boxes
Remarks: Applicable door panel thickness 1-3mm

把手锁 Handle lock			
圆柱锁 Cylinder lock			
平面锁 Plane lock			
连杆锁 Rod control lock			
面板锁 Panel lock			
搭扣锁 Tongle and Hook			
拉手 Handles			
限位 Door stop			
铰链 Hinge			
冷库把手 Handle latch			
磁吸 Magnet catch			
附件 Accessories			

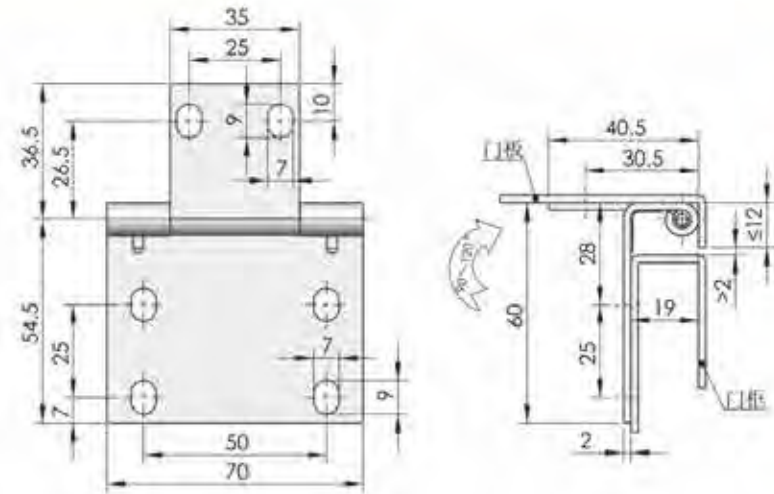
HL272-3

Feature Description:

Material: ZDC zinc alloy
Surface treatment: ZDC black, chrome plated
Structural function: resistance hinge, fixed by screws, easy and convenient installation and disassembly, accessory welding
Uses: generally used in chassis cabinets, electrical cabinets, mechanical equipment, automation equipment sheet metal boxes
Remarks: Applicable door panel thickness 1-3mm

特征说明:

- 材 质: ZDC锌合金
- 表面处理: ZDC黑色, 镀铬
- 结构功能: 阻力铰链, 通过螺丝固定, 安装拆卸简单方便快捷, 附件焊接
- 用 途: 一般用于通讯机箱机柜, 配电箱柜, 机械机床设备等钣金箱体使用
- 备 注: 适用门板厚度1-3mm



SUS不锈钢

SPCC镀锌

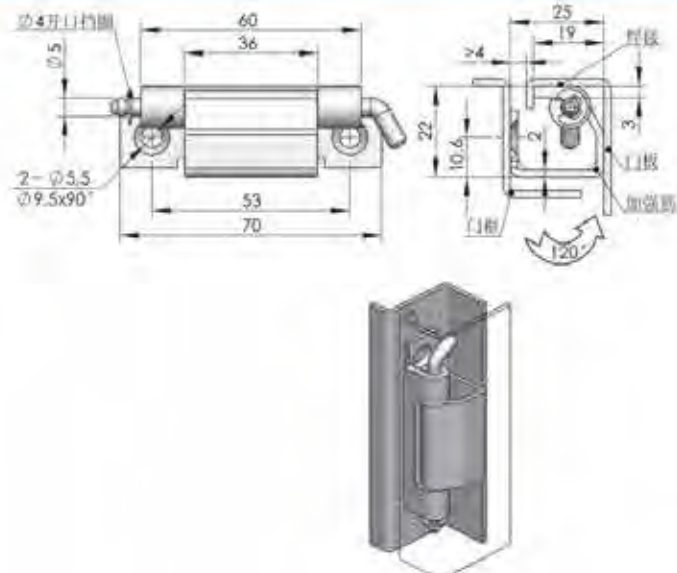

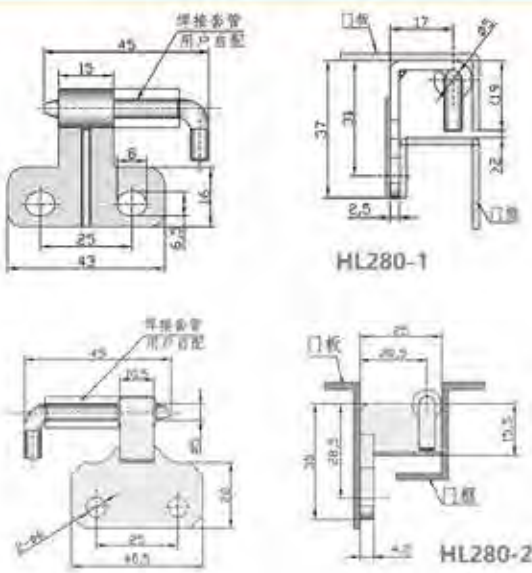
HL273


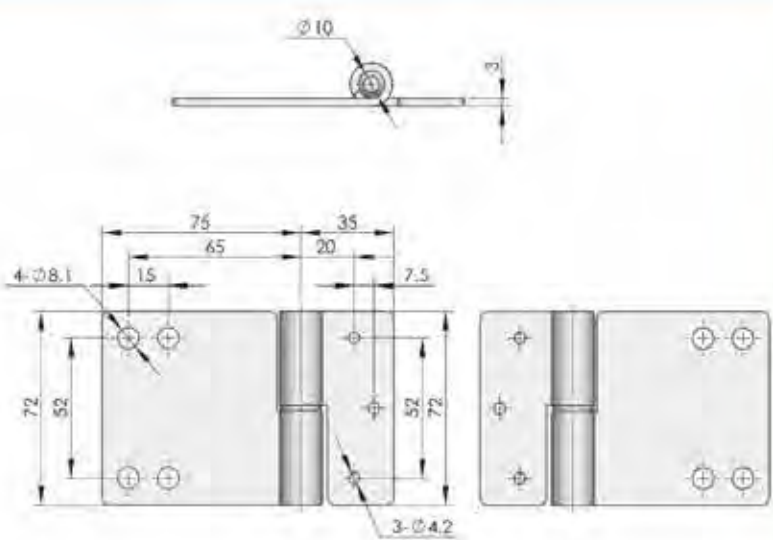

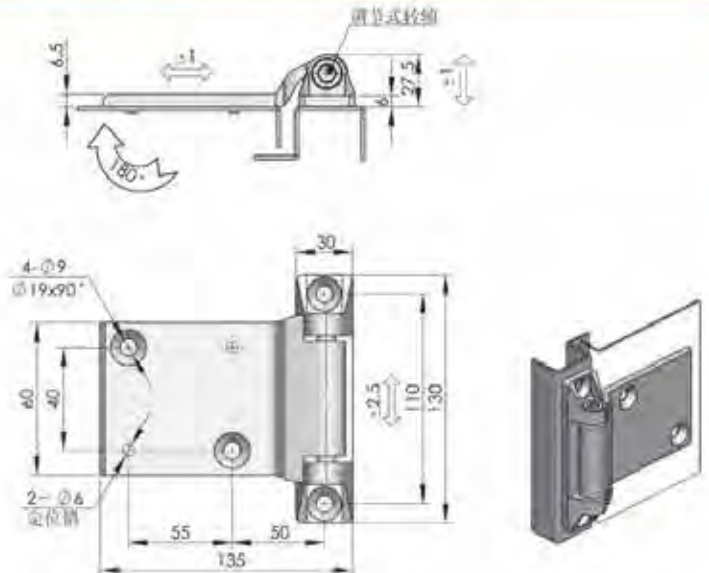
Feature Description:

Material: SPCC/SUS material
Surface treatment: SPCC galvanized, SUS brushed
Structural function: concealed ammonium chain, fixed installation by welding, opening angle 90° -120°
Uses: generally used in chassis cabinets, electrical cabinets, mechanical equipment, automation equipment sheet metal boxes
Remarks: Applicable door panel thickness 1-3mm


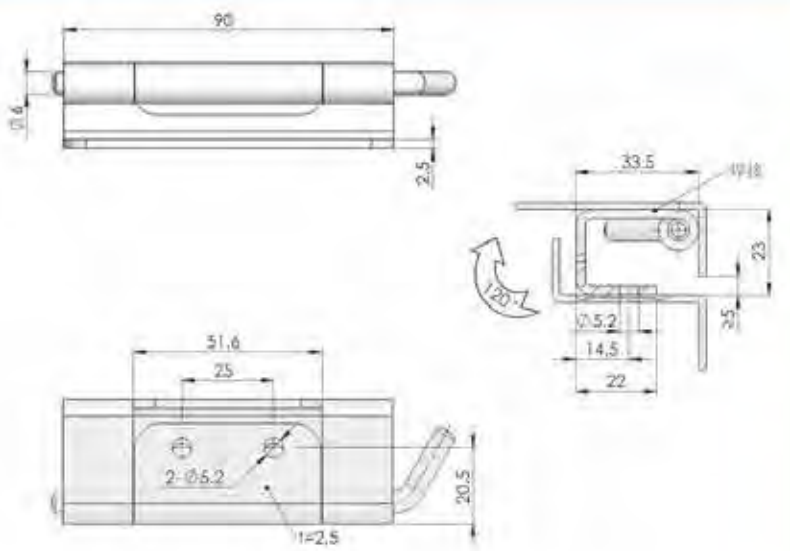

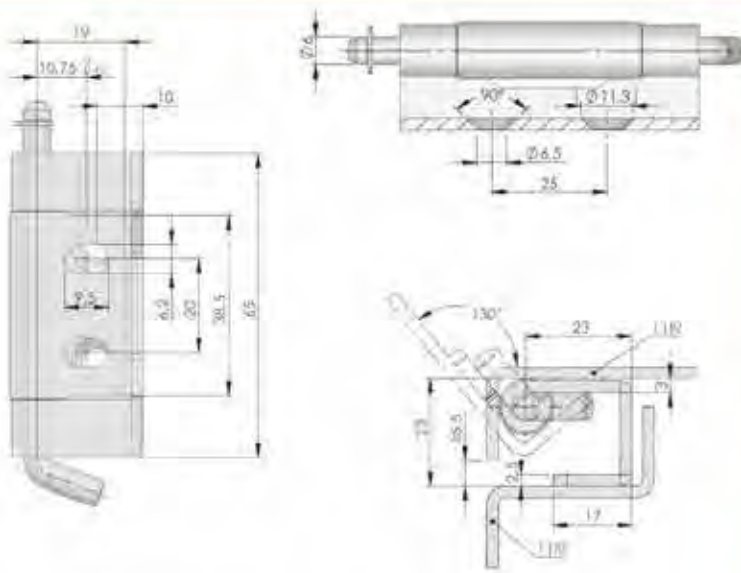

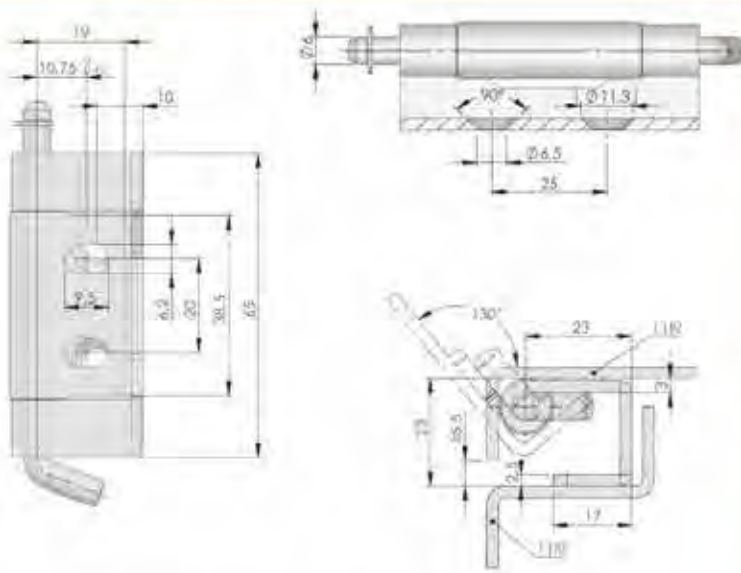
特征说明:

- 材 质: SPCC/SUS两种材质
- 表面处理: SPCC镀锌, SUS本色
- 结构功能: 隐藏铰链, 通过焊接固定安装, 开启角度90°-120°
- 用 途: 一般用于机箱机柜, 配电箱柜, 机械设, 自动化设备钣金箱体使用
- 备 注: 适用门板厚度1-3mm

把手锁 Handle lock	 <p>HL275-1</p>		<p>特征说明:</p> <ul style="list-style-type: none"> 材 质: SPCC/SUS两种材质 表面处理: SPCC镀锌, SUS本色 结构功能: 暗装铰链, 通过螺栓固定安装, 开启角度 90°-120° 用 途: 一般用于机箱机柜, 配电箱柜, 机械设备, 自动化设备钣金箱体使用 备 注: 适用门板厚度1-3mm
圆柱锁 Cylinder lock			
平面锁 Plane lock			
连杆锁 Rod control lock			
面板锁 Panel lock	<p>Feature Description:</p> <p>Material: SPCC/SUS material</p> <p>Surface treatment: SPCC galvanized, SUS brushed</p> <p>Structural function: concealed ammonium chain, fixed installation by welding, opening angle 90° -120°</p> <p>Uses: generally used in chassis cabinets, electrical cabinets, mechanical equipment, automation equipment sheet metal boxes</p> <p>Remarks: Applicable door panel thickness 1-3mm</p>	<p>Feature Description:</p> <p>Material: SPCC/SUS material</p> <p>Surface treatment: SPCC galvanized, SUS brushed</p> <p>Structural function: concealed ammonium chain, fixed installation by welding, opening angle 90° -120°</p> <p>Uses: generally used in chassis cabinets, electrical cabinets, mechanical equipment, automation equipment sheet metal boxes</p> <p>Remarks: Applicable door panel thickness 1-3mm</p>	<p>特征说明:</p> <p>材 质: SPCC/SUS两种材质</p> <p>表面处理: SPCC镀锌, SUS本色</p> <p>结构功能: 暗装铰链, 通过螺栓固定安装, 开启角度 90°-120°</p> <p>用 途: 一般用于机箱机柜, 配电箱柜, 机械设备, 自动化设备钣金箱体使用</p> <p>备 注: 适用门板厚度1-3mm</p>
搭扣锁 Tongle and Hook			
拉手 Handles			
限位 Door stop			
铰链 Hinge	 <p>HL280-2</p> <p>HL280-1</p>	 <p>HL280-1</p> <p>HL280-2</p>	<p>Feature Description:</p> <p>Material: SPCC/SUS material</p> <p>Surface treatment: SPCC galvanized, SUS brushed</p> <p>Structural function: concealed ammonium chain, fixed installation by welding, opening angle 90° -120°</p> <p>Uses: generally used in chassis cabinets, electrical cabinets, mechanical equipment, automation equipment sheet metal boxes</p> <p>Remarks: Applicable door panel thickness 1-3mm</p>
冷库把手 Handle latch			
磁吸 Magnet catch			
附件 Accessories			

把手锁 Handle lock	 <p>右</p> <p>左</p> <p>HL281</p>		<p>特征说明:</p> <ul style="list-style-type: none"> 材 质: SPCC/SUS两种材质 表面处理: SPCC镀锌, SUS本色 结构功能: 暗装铰链, 通过螺栓固定安装, 开启角度 90°-120° 用 途: 一般用于机箱机柜, 配电箱柜, 机械设备, 自动化设备钣金箱体使用 备 注: 适用门板厚度1-3mm
圆柱锁 Cylinder lock			
平面锁 Plane lock			
连杆锁 Rod control lock			
面板锁 Panel lock	<p>Feature Description:</p> <p>Material: SPCC/SUS material</p> <p>Surface treatment: SPCC galvanized, SUS brushed</p> <p>Structural function: exposed hinge, fixed by screws, easy to install and disassemble, quick and convenient, divided into left and right directions</p> <p>Uses: generally used in chassis cabinets, electrical cabinets, mechanical equipment, automation equipment sheet metal boxes</p> <p>Remarks: Applicable door panel thickness 1-3mm</p>	<p>Feature Description:</p> <p>Material: SPCC/SUS material</p> <p>Surface treatment: SPCC galvanized, SUS brushed</p> <p>Structural function: exposed hinge, fixed by screws, easy to install and disassemble, quick and convenient, divided into left and right directions</p> <p>Uses: generally used in chassis cabinets, electrical cabinets, mechanical equipment, automation equipment sheet metal boxes</p> <p>Remarks: Applicable door panel thickness 1-3mm</p>	<p>特征说明:</p> <p>材 质: SPCC/SUS两种材质</p> <p>表面处理: SPCC镀锌, SUS本色</p> <p>结构功能: 暗装铰链, 通过螺栓固定安装, 开启角度 90°-120°</p> <p>用 途: 一般用于机箱机柜, 配电箱柜, 机械设备, 自动化设备钣金箱体使用</p> <p>备 注: 适用门板厚度1-3mm</p>
搭扣锁 Tongle and Hook			
拉手 Handles			
限位 Door stop			
铰链 Hinge	 <p>HL282-Y</p> <p>HL282-Z</p>		<p>Feature Description:</p> <p>Material: ZDC zinc alloy</p> <p>Surface treatment: exposed hinge, chrome plating</p> <p>Structural function: concealed hinge, fixed by screws, easy to install and disassemble</p> <p>Uses: generally used in chassis cabinets, electrical cabinets, mechanical equipment, automation equipment sheet metal boxes</p> <p>Remarks: Applicable door panel thickness 1-3mm</p>
冷库把手 Handle latch			
磁吸 Magnet catch			
附件 Accessories			

把手锁 Handle lock	 <p>HL282-2Z HL282-2Y</p>		<p>特征说明:</p> <p>材 质: ZDC 锌合金</p> <p>表面处理: 暗装铰链, 镀铬</p> <p>结构功能: 暗装铰链, 通过螺丝固定, 安装拆卸简单, 方便快捷, 可调节阻力</p> <p>用 途: 一般使用于通讯机箱机柜, 配电箱柜, 机械机床设备等钣金箱体使用</p> <p>备 注: 适用门板厚度 1-3mm</p>	<p>Feature Description:</p> <p>Material: ZDC zinc alloy</p> <p>Surface treatment: exposed hinge, chrome plating</p> <p>Structural function: concealed hinge, fixed by screws, easy to install and disassemble</p> <p>Uses: generally used in chassis cabinets, electrical cabinets, mechanical equipment, automation equipment sheet metal boxes</p> <p>Remarks: Applicable door panel thickness 1-3mm</p>
圆柱锁 Cylinder lock				
平面锁 Plane lock				
连杆锁 Rod control lock				
面板锁 Panel lock	 <p>SUS 不锈钢 SPCC 镀锌</p> <p>HL283-1</p>		<p>特征说明:</p> <p>材 质: SPCC/SUS 两种材质</p> <p>表面处理: SPCC 镀锌, SUS 本色</p> <p>结构功能: 暗装铰链, 通过螺丝固定安装, 开启角度 90°-120°</p> <p>用 途: 一般使用于机箱机柜, 配电箱柜, 机械设</p> <p>备 注: 适用门板厚度 1-3mm</p>	<p>Feature Description:</p> <p>Material: SPCC/SUS material</p> <p>Surface treatment: SPCC galvanized, SUS brushed</p> <p>Structural function: concealed ammonium chain, fixed installation by welding, opening angle 90° -120°</p> <p>Uses: generally used in chassis cabinets, electrical cabinets, mechanical equipment, automation equipment sheet metal boxes</p> <p>Remarks: Applicable door panel thickness 1-3mm</p>
搭扣锁 Tongle and Hook				
拉手 Handles				
限位 Door stop				
铰链 Hinge	 <p>HL283-8</p>		<p>特征说明:</p> <p>材 质: SPCC/SUS 两种材质</p> <p>表面处理: SPCC 镀锌, SUS 本色</p> <p>结构功能: 暗装铰链, 通过焊接固定安装, 开启角度 90°-120°</p> <p>用 途: 一般使用于机箱机柜, 配电箱柜, 机械设</p> <p>备 注: 适用门板厚度 1-3mm</p>	<p>Feature Description:</p> <p>Material: SPCC/SUS material</p> <p>Surface treatment: SPCC galvanized, SUS brushed</p> <p>Structural function: concealed ammonium chain, fixed installation by welding, opening angle 90° -120°</p> <p>Uses: generally used in chassis cabinets, electrical cabinets, mechanical equipment, automation equipment sheet metal boxes</p> <p>Remarks: Applicable door panel thickness 1-3mm</p>
冷库把手 Handle latch				
磁吸 Magnet catch				
附件 Accessories				

把手锁 Handle lock	 <p>HL283-2</p>		<p>特征说明:</p> <p>材 质: SPCC/SUS 两种材质</p> <p>表面处理: SPCC 镀锌, SUS 本色</p> <p>结构功能: 暗装铰链, 通过焊接固定安装, 开启角度 90°-120°</p> <p>用 途: 一般使用于机箱机柜, 配电箱柜, 机械设</p> <p>备 注: 适用门板厚度 1-3mm</p>	<p>Feature Description:</p> <p>Material: SPCC/SUS material</p> <p>Surface treatment: SPCC galvanized, SUS brushed</p> <p>Structural function: concealed ammonium chain, fixed installation by welding, opening angle 90° -120°</p> <p>Uses: generally used in chassis cabinets, electrical cabinets, mechanical equipment, automation equipment sheet metal boxes</p> <p>Remarks: Applicable door panel thickness 1-3mm</p>
圆柱锁 Cylinder lock				
平面锁 Plane lock				
连杆锁 Rod control lock				
面板锁 Panel lock	 <p>HL283-8</p>		<p>特征说明:</p> <p>材 质: SPCC/SUS 两种材质</p> <p>表面处理: SPCC 镀锌, SUS 本色</p> <p>结构功能: 暗装铰链, 通过焊接固定安装, 开启角度 90°-120°</p> <p>用 途: 一般使用于机箱机柜, 配电箱柜, 机械设</p> <p>备 注: 适用门板厚度 1-3mm</p>	<p>Feature Description:</p> <p>Material: SPCC/SUS material</p> <p>Surface treatment: SPCC galvanized, SUS brushed</p> <p>Structural function: concealed ammonium chain, fixed installation by welding, opening angle 90° -120°</p> <p>Uses: generally used in chassis cabinets, electrical cabinets, mechanical equipment, automation equipment sheet metal boxes</p> <p>Remarks: Applicable door panel thickness 1-3mm</p>
搭扣锁 Tongle and Hook				
拉手 Handles				
限位 Door stop				
铰链 Hinge	 <p>HL283-8</p>		<p>特征说明:</p> <p>材 质: SPCC/SUS 两种材质</p> <p>表面处理: SPCC 镀锌, SUS 本色</p> <p>结构功能: 暗装铰链, 通过焊接固定安装, 开启角度 90°-120°</p> <p>用 途: 一般使用于机箱机柜, 配电箱柜, 机械设</p> <p>备 注: 适用门板厚度 1-3mm</p>	<p>Feature Description:</p> <p>Material: SPCC/SUS material</p> <p>Surface treatment: SPCC galvanized, SUS brushed</p> <p>Structural function: concealed ammonium chain, fixed installation by welding, opening angle 90° -120°</p> <p>Uses: generally used in chassis cabinets, electrical cabinets, mechanical equipment, automation equipment sheet metal boxes</p> <p>Remarks: Applicable door panel thickness 1-3mm</p>
冷库把手 Handle latch				
磁吸 Magnet catch				
附件 Accessories				

把手锁
Handle lock

圆柱锁
Cylinder lock

平面锁
Plane lock

连杆锁
Rod control lock

面板锁
Panel lock

搭扣锁
Tongue and hook

拉手
Handles

限位
Door stop

铰链
Hinge

冷库把手
Handle latch

磁吸
Magnet catch

附件
Accessories



HL295-1



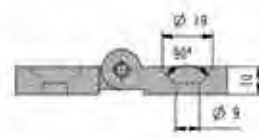
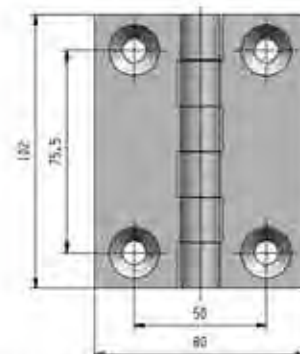
HL295-2




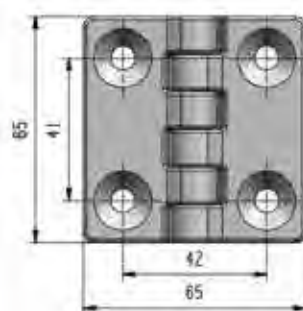
HL259-3



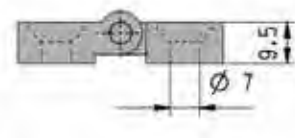
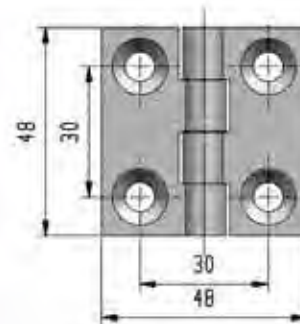
HL295-4



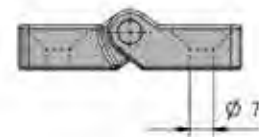
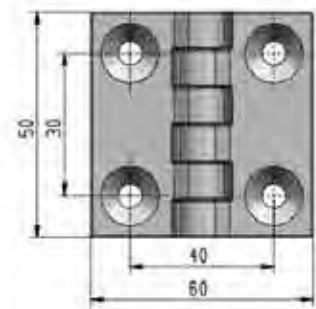
HL295-1



HL295-2



HL259-3



HL295-4

特征说明:

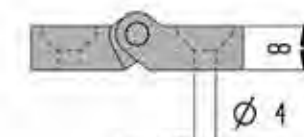
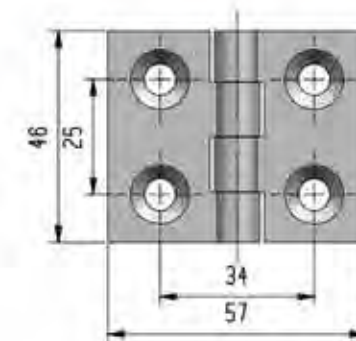
- 材 质: PA材质
- 表面处理: 黑色
- 结构功能: 明装铰链, 通过螺丝固定, 安装拆卸简单方便快捷
- 用 途: 一般用于机箱机柜, 电气柜, 机械设备, 自动化设备钣金箱体使用
- 备 注: 适用门板厚度1-3mm

Feature Description:

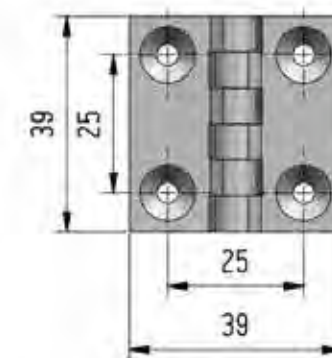
Material: PA material
Surface treatment: black
Structural function: exposed ammonium chain, fixed by screws, easy to install and disassemble Quick and easy
Uses: generally used in chassis cabinets, electrical cabinets, mechanical equipment, automation equipment sheet metal boxes
Remarks: Applicable door panel thickness 1-3mm



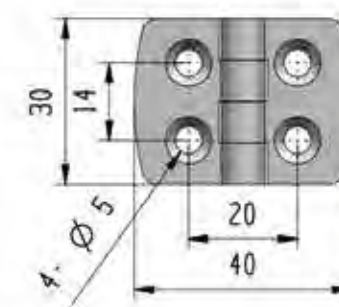
HL295-5



HL295-6



HL259-7



Feature Description:

Material: PA material
Surface treatment: black
Structural function: exposed ammonium chain, fixed by screws, easy to install and disassemble Quick and easy
Uses: generally used in chassis cabinets, electrical cabinets, mechanical equipment, automation equipment sheet metal boxes
Remarks: Applicable door panel thickness 1-3mm



HL295-5



HL295-6



HL295-7

特征说明:

- 材 质: PA材质
- 表面处理: 黑色
- 结构功能: 明装铰链, 通过螺丝固定, 安装拆卸简单方便快捷
- 用 途: 一般用于机箱机柜, 电气柜, 机械设备, 自动化设备钣金箱体使用
- 备 注: 适用门板厚度1-3mm

磁吸
Magnet catch

附件
Accessories

把手锁
Handle lock

圆柱锁
Cylinder lock

平面锁
Plane lock

连杆锁
Rod control lock

面板锁
Panel lock

搭扣锁
Tongue and hook

拉手
Handles

限位
Door stop

铰链
Hinge

冷库把手
Handle latch

磁吸
Magnet catch

附件
Accessories



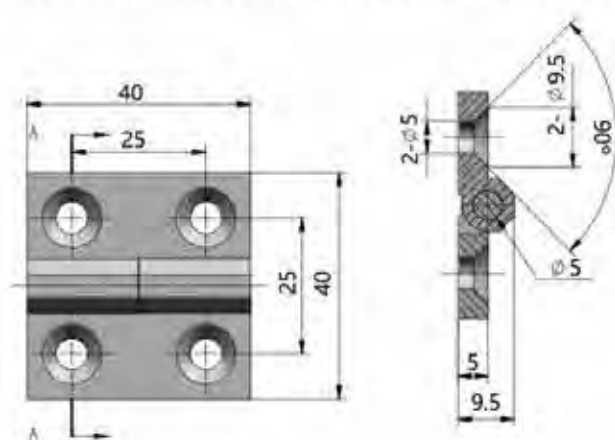
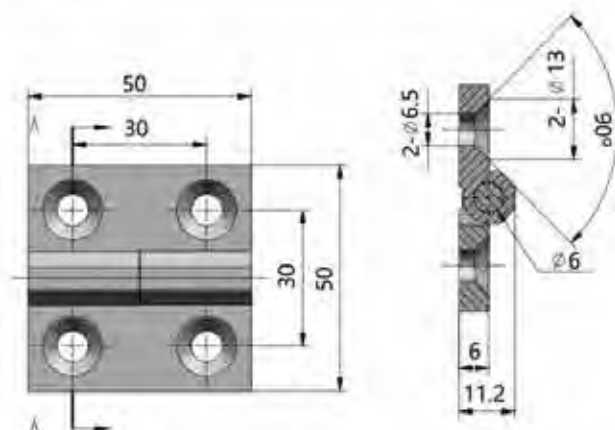
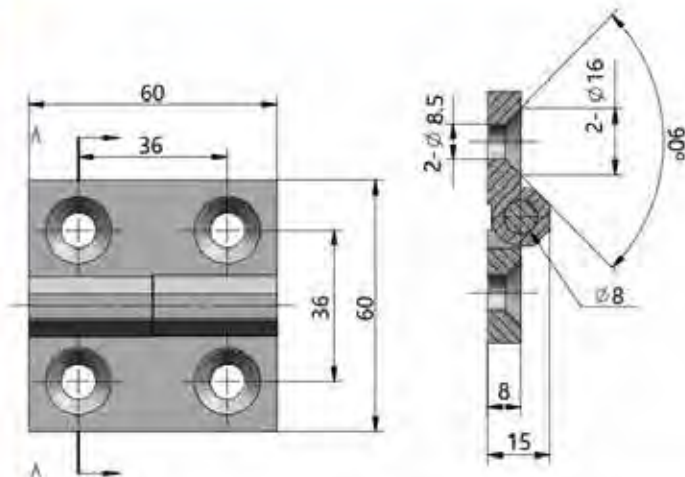
HL350-60S



HL350-50S



HL350-40S

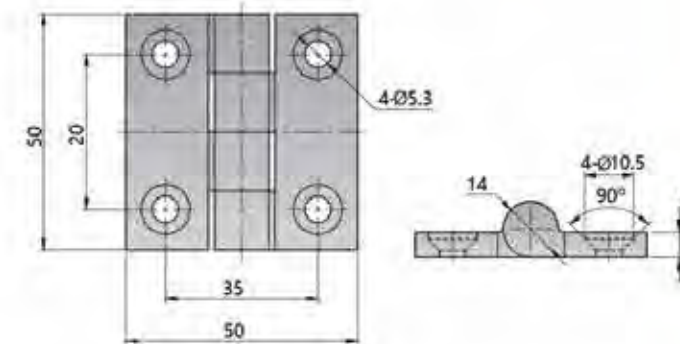


特征说明:

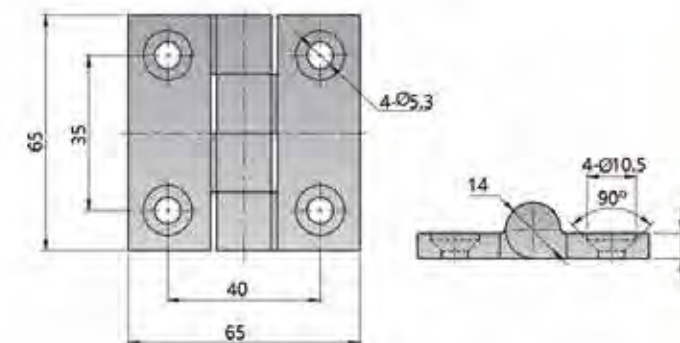
- 材 质: SUS不锈钢
- 表面处理: SUS拉丝, 镜面
- 结构功能: 明装铰链, 通过螺丝固定, 安装拆卸简单方便快捷
- 用 途: 一般使用于机箱机柜, 电控柜, 机械设
- 备 注: 适用门板厚度1-3mm

Feature Description:

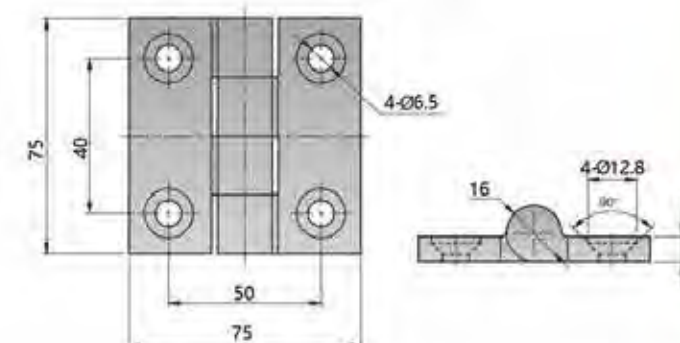
Material: SUS stainless steel
Surface treatment: SUS wire drawing, mirror
Structural function: exposed ammonium chain, fixed by screws, easy to install and disassemble Quick and easy
Uses: generally used in chassis cabinets, electrical cabinets, mechanical equipment, automation equipment sheet metal boxes
Remarks: Applicable door panel thickness 1-3mm



HL5050S



HL6565S



HL7575S

Feature Description:

Material: SUS stainless steel
Surface treatment: SUS wire drawing, mirror
Structural function: exposed ammonium chain, fixed by screws, easy to install and disassemble Quick and easy
Uses: generally used in chassis cabinets, electrical cabinets, mechanical equipment, automation equipment sheet metal boxes
Remarks: Applicable door panel thickness 1-3mm

特征说明:

- 材 质: SUS不锈钢
- 表面处理: SUS拉丝, 镜面
- 结构功能: 明装铰链, 通过螺丝固定, 安装拆卸简单方便快捷
- 用 途: 一般使用于机箱机柜, 电控柜, 机械设
- 备 注: 适用门板厚度1-3mm

把手锁
Handle lock

圆柱锁
Cylinder lock

平面锁
Plane lock

连杆锁
Rod control lock

面板锁
Panel lock

搭扣锁
Tongue and hook

拉手
Handles

限位
Door stop

铰链
Hinge


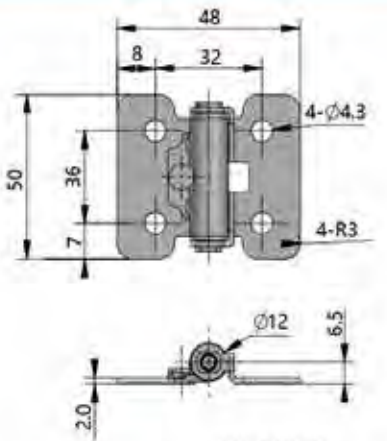

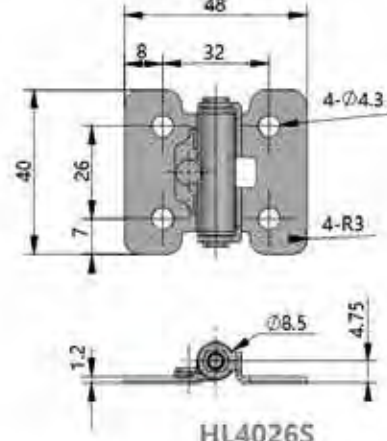

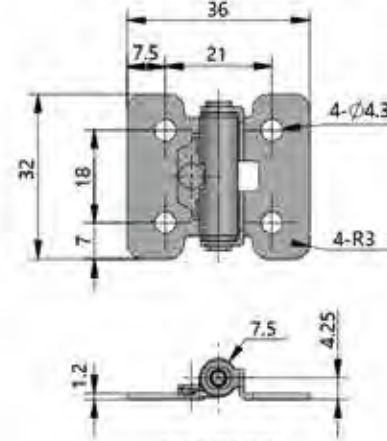
冷库把手
Handle latch


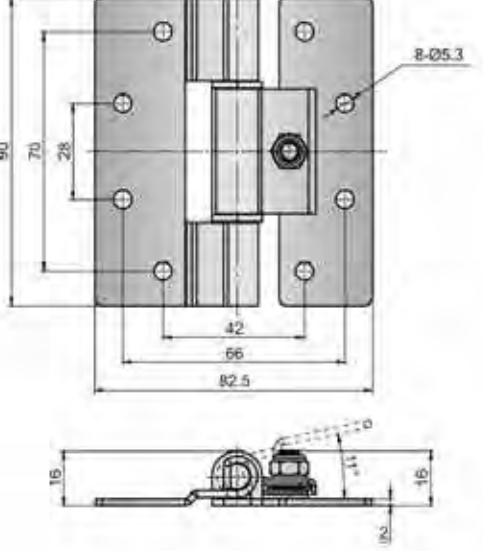

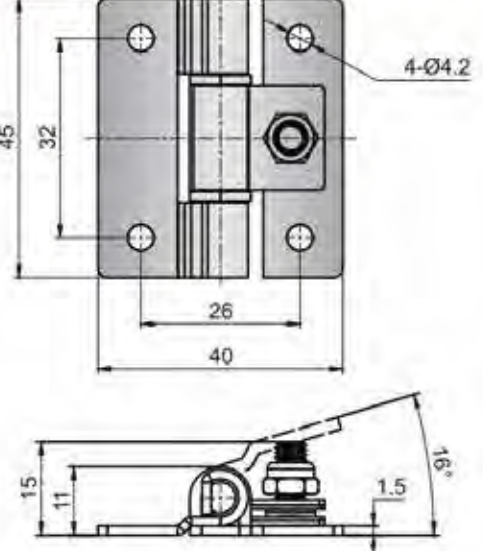
磁吸
Magnet catch


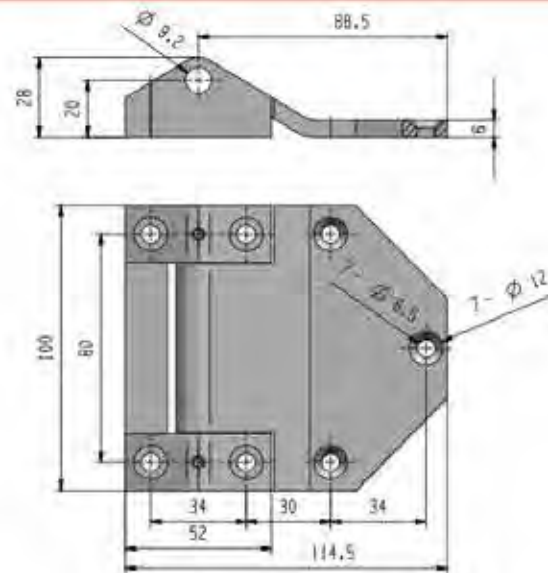

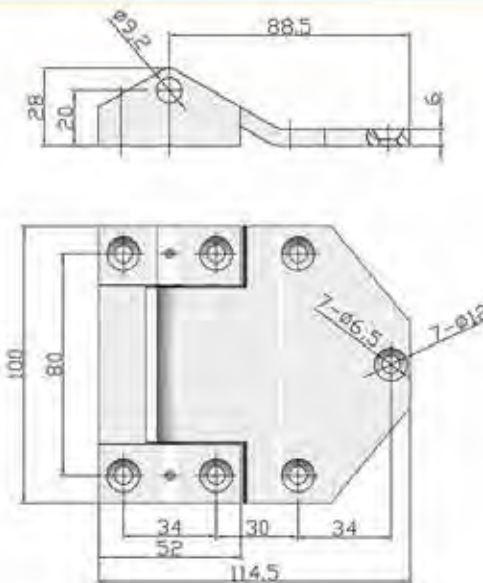

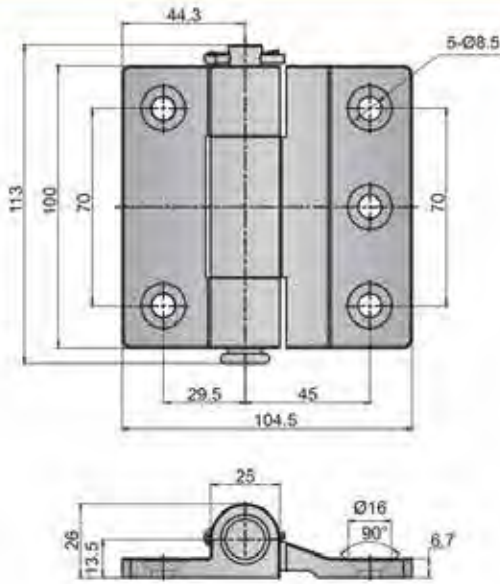
附件
Accessories


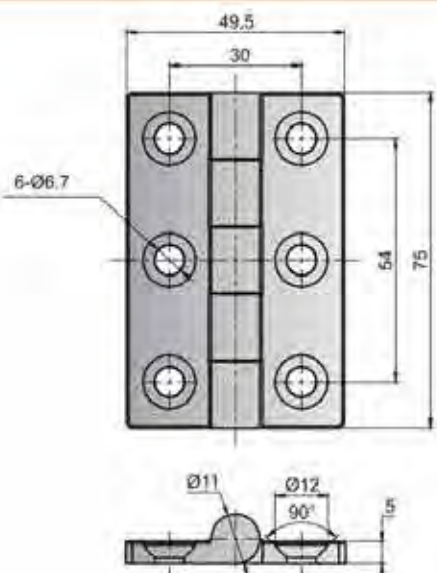

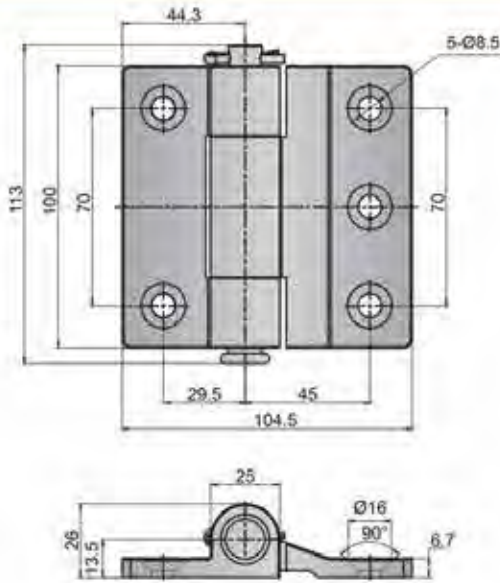

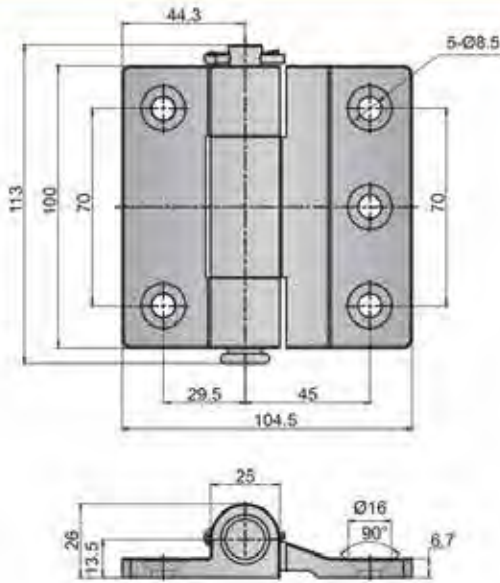
把手锁 Handle lock	 HL7540S	 75 40 50 75 4- ϕ 6.5 4- ϕ 12.8 2-90° ϕ 8.0 5.9 15.8	特征说明: 材 质: SUS不锈钢 表面处理: SUS拉丝, 镜面 结构功能: 明装铰链, 通过螺丝固定, 安装拆卸简单方便快捷 用 途: 一般使用于机箱机柜, 配电箱柜, 机械设备, 自动化设备钣金箱体使用 备 注: 适用门板厚度1-3mm	Feature Description: Material: SUS stainless steel Surface treatment: SUS wire drawing, mirror Structural function: exposed ammonium chain, fixed by screws, easy to install and disassemble Quick and easy Uses: generally used in chassis cabinets, electrical cabinets, mechanical equipment, automation equipment sheet metal boxes Remarks: Applicable door panel thickness 1-3mm
圆柱锁 Cylinder lock				
平面锁 Plane lock				
连杆锁 Rod control lock				
面板锁 Panel lock	 HL7242S	 15 9 42 72 54 84 ϕ 20 ϕ 10	特征说明: 材 质: SUS不锈钢 表面处理: SUS拉丝, 镜面 结构功能: 明装铰链, 通过螺丝固定, 安装拆卸简单方便快捷 用 途: 一般使用于机箱机柜, 配电箱柜, 机械设备, 自动化设备钣金箱体使用 备 注: 适用门板厚度1-3mm	Feature Description: Material: SUS stainless steel Surface treatment: SUS wire drawing, mirror Structural function: exposed ammonium chain, fixed by screws, easy to install and disassemble Quick and easy Uses: generally used in chassis cabinets, electrical cabinets, mechanical equipment, automation equipment sheet metal boxes Remarks: Applicable door panel thickness 1-3mm
搭扣锁 Tongue and Hook				
拉手 Handles				
限位 Door stop				
铰链 Hinge	 HL6535S	 65 35 40 65 4- ϕ 6.5 6- ϕ 6.5 2-90° ϕ 8.0 5.2 15.8	特征说明: 材 质: SUS不锈钢 表面处理: SUS拉丝, 镜面 结构功能: 明装铰链, 通过螺丝固定, 安装拆卸简单方便快捷 用 途: 一般使用于机箱机柜, 配电箱柜, 机械设备, 自动化设备钣金箱体使用 备 注: 适用门板厚度1-3mm	Feature Description: Material: SUS stainless steel Surface treatment: SUS wire drawing, mirror Structural function: exposed ammonium chain, fixed by screws, easy to install and disassemble Quick and easy Uses: generally used in chassis cabinets, electrical cabinets, mechanical equipment, automation equipment sheet metal boxes Remarks: Applicable door panel thickness 1-3mm
冷库把手 Handle latch				
磁吸 Magnet catch				
附件 Accessories				


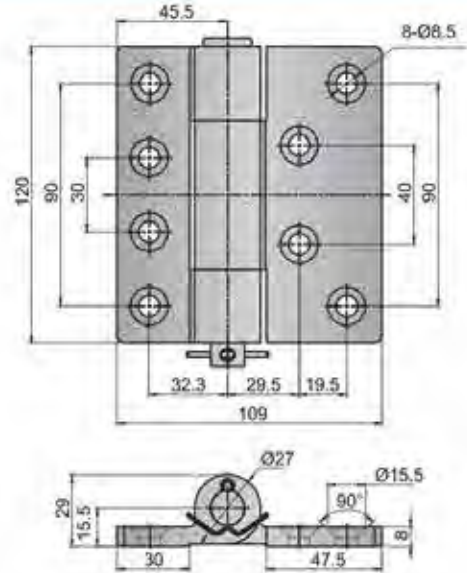
把手锁 Handle lock	 HL9667S	 67 48 38 153 48 87 96.5 13 8 17 12 90° ϕ 6.3 8	特征说明: 材 质: SUS不锈钢 表面处理: SUS拉丝, 镜面 结构功能: 明装铰链, 通过螺丝固定, 安装拆卸简单方便快捷 用 途: 一般使用于机箱机柜, 配电箱柜, 机械设备, 自动化设备钣金箱体使用 备 注: 适用门板厚度1-3mm	Feature Description: Material: SUS stainless steel Surface treatment: SUS wire drawing, mirror Structural function: exposed ammonium chain, fixed by screws, easy to install and disassemble Quick and easy Uses: generally used in chassis cabinets, electrical cabinets, mechanical equipment, automation equipment sheet metal boxes Remarks: Applicable door panel thickness 1-3mm
圆柱锁 Cylinder lock				
平面锁 Plane lock				
连杆锁 Rod control lock				
面板锁 Panel lock	 HL9667S	 67 48 38 153 48 87 96.5 13 8 17 12 90° ϕ 6.3 8	特征说明: 材 质: SUS不锈钢 表面处理: SUS拉丝, 镜面 结构功能: 明装铰链, 通过螺丝固定, 安装拆卸简单方便快捷 用 途: 一般使用于机箱机柜, 配电箱柜, 机械设备, 自动化设备钣金箱体使用 备 注: 适用门板厚度1-3mm	Feature Description: Material: SUS stainless steel Surface treatment: SUS wire drawing, mirror Structural function: exposed ammonium chain, fixed by screws, easy to install and disassemble Quick and easy Uses: generally used in chassis cabinets, electrical cabinets, mechanical equipment, automation equipment sheet metal boxes Remarks: Applicable door panel thickness 1-3mm
搭扣锁 Tongue and Hook				
拉手 Handles				
限位 Door stop				
铰链 Hinge	 HL9667S	 67 48 38 153 48 87 96.5 13 8 17 12 90° ϕ 6.3 8	特征说明: 材 质: SUS不锈钢 表面处理: SUS拉丝, 镜面 结构功能: 明装铰链, 通过螺丝固定, 安装拆卸简单方便快捷 用 途: 一般使用于机箱机柜, 配电箱柜, 机械设备, 自动化设备钣金箱体使用 备 注: 适用门板厚度1-3mm	Feature Description: Material: SUS stainless steel Surface treatment: SUS wire drawing, mirror Structural function: exposed ammonium chain, fixed by screws, easy to install and disassemble Quick and easy Uses: generally used in chassis cabinets, electrical cabinets, mechanical equipment, automation equipment sheet metal boxes Remarks: Applicable door panel thickness 1-3mm
冷库把手 Handle latch				
磁吸 Magnet catch				
附件 Accessories				

把手锁 Handle lock			HL5036S
圆柱锁 Cylinder lock			
平面锁 Plane lock			
拉杆锁 Rod control lock			
面板锁 Panel lock			HL4026S
搭扣锁 Tongue and hook			
拉手 Handles			
限位 Door stop			
铰链 Hinge			HL3218S
冷库把手 Handle latch			
磁吸 Magnet catch			
附件 Accessories			
特征说明: 材 质: SUS不锈钢 表面处理: SUS拉丝、镜面 结构功能: 可调阻力明装铰链, 通过螺丝调节阻力大小, 螺丝固定安装简单方便快捷 用 途: 一般使用于机箱机柜、配电箱柜、机械设备、自动化设备钣金箱体使用 备 注: 适用门板厚度1-3mm		Feature Description: Material: SUS stainless steel Surface treatment: SUS wire drawing, mirror Structural function: adjustable resistance exposed hinge, adjust the resistance through screws, screw fixing and installation is simple, convenient and fast Uses: generally used in chassis cabinets, electrical cabinets, mechanical equipment, automation equipment sheet metal boxes Remarks: Applicable door panel thickness 1-3mm	

把手锁 Handle lock			HL9070S
圆柱锁 Cylinder lock			
平面锁 Plane lock			
拉杆锁 Rod control lock			
面板锁 Panel lock			
搭扣锁 Tongue and hook			
拉手 Handles			
限位 Door stop			
铰链 Hinge			
冷库把手 Handle latch			HL4532S
磁吸 Magnet catch			
附件 Accessories			
特征说明: 材 质: SUS不锈钢 表面处理: SUS拉丝、镜面 结构功能: 可调阻力明装铰链, 通过螺丝调节阻力大小, 螺丝固定安装简单方便快捷 用 途: 一般使用于机箱机柜、配电箱柜、机械设备、自动化设备钣金箱体使用 备 注: 适用门板厚度1-3mm		Feature Description: Material: SUS stainless steel Surface treatment: SUS wire drawing, mirror Structural function: adjustable resistance exposed hinge, adjust the resistance through screws, screw fixing and installation is simple, convenient and fast Uses: generally used in chassis cabinets, electrical cabinets, mechanical equipment, automation equipment sheet metal boxes Remarks: Applicable door panel thickness 1-3mm	

把手锁 Handle lock	 <p>HL7033S</p>		<p>特征说明:</p> <p>>材 质: SUS不锈钢</p> <p>>表面处理: SUS拉丝, 镜面</p> <p>>结构功能: 明装铰链, 通过螺丝固定, 安装拆卸简单方便快捷</p> <p>>用 途: 一般使用于机箱机柜, 配电箱柜, 机械设备, 自动化设备钣金箱体使用</p> <p>>备 注: 适用门板厚度1-3mm</p>	<p>Feature Description:</p> <p>Material: SUS stainless steel</p> <p>Surface treatment: SUS wire drawing, mirror</p> <p>Structural function: exposed ammonium chain, fixed by screws, easy to install and disassemble Quick and easy</p> <p>Uses: generally used in chassis cabinets, electrical cabinets, mechanical equipment, automation equipment sheet metal boxes</p> <p>Remarks: Applicable door panel thickness 1-3mm</p>
圆柱锁 Cylinder lock				
平面锁 Plane lock				
连杆锁 Rod control lock				
面板锁 Panel lock	 <p>HL8034S</p>		<p>特征说明:</p> <p>>材 质: SUS不锈钢</p> <p>>表面处理: SUS拉丝, 镜面</p> <p>>结构功能: 明装铰链, 通过螺丝固定, 安装拆卸简单方便快捷</p> <p>>用 途: 一般使用于机箱机柜, 配电箱柜, 机械设备, 自动化设备钣金箱体使用</p> <p>>备 注: 适用门板厚度1-3mm</p>	<p>Feature Description:</p> <p>Material: SUS stainless steel</p> <p>Surface treatment: SUS wire drawing, mirror</p> <p>Structural function: exposed ammonium chain, fixed by screws, easy to install and disassemble Quick and easy</p> <p>Uses: generally used in chassis cabinets, electrical cabinets, mechanical equipment, automation equipment sheet metal boxes</p> <p>Remarks: Applicable door panel thickness 1-3mm</p>
搭扣锁 Tonggle and Hook				
拉手 Handles				
限位 Door stop				
铰链 Hinge	 <p>HL1007S</p>		<p>特征说明:</p> <p>>材 质: SUS不锈钢</p> <p>>表面处理: SUS拉丝, 镜面</p> <p>>结构功能: 明装铰链, 通过螺丝固定, 安装拆卸简单方便快捷</p> <p>>用 途: 一般使用于机箱机柜, 配电箱柜, 机械设备, 自动化设备钣金箱体使用</p> <p>>备 注: 适用门板厚度1-3mm</p>	<p>Feature Description:</p> <p>Material: SUS stainless steel</p> <p>Surface treatment: SUS wire drawing, mirror</p> <p>Structural function: exposed ammonium chain, fixed by screws, easy to install and disassemble Quick and easy</p> <p>Uses: generally used in chassis cabinets, electrical cabinets, mechanical equipment, automation equipment sheet metal boxes</p> <p>Remarks: Applicable door panel thickness 1-3mm</p>
冷库把手 Handle latch				
磁吸 Magnet catch				
附件 Accessories				

把手锁 Handle lock	 <p>HL7045S</p>		<p>特征说明:</p> <p>>材 质: SUS不锈钢</p> <p>>表面处理: SUS拉丝, 镜面</p> <p>>结构功能: 明装铰链, 通过螺丝固定, 安装拆卸简单方便快捷</p> <p>>用 途: 一般使用于机箱机柜, 配电箱柜, 机械设备, 自动化设备钣金箱体使用</p> <p>>备 注: 适用门板厚度1-3mm</p>	<p>Feature Description:</p> <p>Material: SUS stainless steel</p> <p>Surface treatment: SUS wire drawing, mirror</p> <p>Structural function: exposed ammonium chain, fixed by screws, easy to install and disassemble Quick and easy</p> <p>Uses: generally used in chassis cabinets, electrical cabinets, mechanical equipment, automation equipment sheet metal boxes</p> <p>Remarks: Applicable door panel thickness 1-3mm</p>
圆柱锁 Cylinder lock				
平面锁 Plane lock				
连杆锁 Rod control lock				
面板锁 Panel lock	 <p>HL1007S</p>		<p>特征说明:</p> <p>>材 质: SUS不锈钢</p> <p>>表面处理: SUS拉丝, 镜面</p> <p>>结构功能: 明装铰链, 通过螺丝固定, 安装拆卸简单方便快捷</p> <p>>用 途: 一般使用于机箱机柜, 配电箱柜, 机械设备, 自动化设备钣金箱体使用</p> <p>>备 注: 适用门板厚度1-3mm</p>	<p>Feature Description:</p> <p>Material: SUS stainless steel</p> <p>Surface treatment: SUS wire drawing, mirror</p> <p>Structural function: exposed ammonium chain, fixed by screws, easy to install and disassemble Quick and easy</p> <p>Uses: generally used in chassis cabinets, electrical cabinets, mechanical equipment, automation equipment sheet metal boxes</p> <p>Remarks: Applicable door panel thickness 1-3mm</p>
搭扣锁 Tonggle and Hook				
拉手 Handles				
限位 Door stop				
铰链 Hinge	 <p>HL1007S</p>		<p>特征说明:</p> <p>>材 质: SUS不锈钢</p> <p>>表面处理: SUS拉丝, 镜面</p> <p>>结构功能: 明装铰链, 通过螺丝固定, 安装拆卸简单方便快捷</p> <p>>用 途: 一般使用于机箱机柜, 配电箱柜, 机械设备, 自动化设备钣金箱体使用</p> <p>>备 注: 适用门板厚度1-3mm</p>	<p>Feature Description:</p> <p>Material: SUS stainless steel</p> <p>Surface treatment: SUS wire drawing, mirror</p> <p>Structural function: exposed ammonium chain, fixed by screws, easy to install and disassemble Quick and easy</p> <p>Uses: generally used in chassis cabinets, electrical cabinets, mechanical equipment, automation equipment sheet metal boxes</p> <p>Remarks: Applicable door panel thickness 1-3mm</p>
冷库把手 Handle latch				
磁吸 Magnet catch				
附件 Accessories				

把手锁 Handle lock			
圆柱锁 Cylinder lock			
平面锁 Plane lock			
连杆锁 Rod control lock			
面板锁 Panel lock			
搭扣锁 Tongle and Hook			
拉手 Handles			
限位 Door stop			
铰链 Hinge			
冷库把手 Handle latch			
磁吸 Magnet catch			
附件 Accessories			

HL9030S

特征说明:

- 材 质: SUS不锈钢
- 表面处理: SUS拉丝、镜面
- 结构功能: 明装铰链, 通过螺丝固定, 安装拆卸简单, 方便快捷
- 用 途: 一般用于机箱机柜、配电箱、机械设备、自动化设备钣金箱体使用
- 备 注: 适用门板厚度1-3mm

Feature Description:

Material: SUS stainless steel

Surface treatment: SUS wire drawing, mirror

Structural function: exposed ammonium chain, fixed by screws, easy to install and disassemble Quick and easy

Uses: generally used in chassis cabinets, electrical cabinets, mechanical equipment, automation equipment sheet metal boxes

Remarks: Applicable door panel thickness 1-3mm

HL3825S

特征说明:

- 材 质: SUS不锈钢
- 表面处理: SUS拉丝、镜面
- 结构功能: 明装铰链, 通过螺丝固定, 安装拆卸简单, 方便快捷
- 用 途: 一般用于机箱机柜、配电箱、机械设备、自动化设备钣金箱体使用
- 备 注: 适用门板厚度1-3mm

Feature Description:


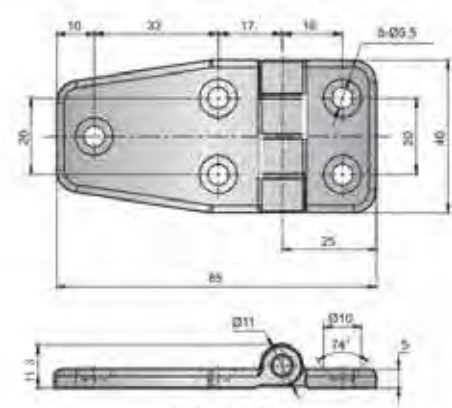
Material: SUS stainless steel

Surface treatment: SUS wire drawing, mirror

Structural function: exposed ammonium chain, fixed by screws, easy to install and disassemble Quick and easy

Uses: generally used in chassis cabinets, electrical cabinets, mechanical equipment, automation equipment sheet metal boxes

Remarks: Applicable door panel thickness 1-3mm

把手锁 Handle lock			
圆柱锁 Cylinder lock			
平面锁 Plane lock			
连杆锁 Rod control lock			
面板锁 Panel lock			
搭扣锁 Tongle and Hook			
拉手 Handles			
限位 Door stop			
铰链 Hinge			
冷库把手 Handle latch			
磁吸 Magnet catch			
附件 Accessories			

HL4020S

特征说明:

- 材 质: SUS不锈钢
- 表面处理: SUS拉丝、镜面
- 结构功能: 明装铰链, 通过螺丝固定, 安装拆卸简单, 方便快捷
- 用 途: 一般用于机箱机柜、配电箱、机械设备、自动化设备钣金箱体使用
- 备 注: 适用门板厚度1-3mm

Feature Description:

Material: SUS stainless steel

Surface treatment: SUS wire drawing, mirror

Structural function: exposed ammonium chain, fixed by screws, easy to install and disassemble Quick and easy

Uses: generally used in chassis cabinets, electrical cabinets, mechanical equipment, automation equipment sheet metal boxes

Remarks: Applicable door panel thickness 1-3mm

HL3719S

特征说明:

- 材 质: SUS不锈钢
- 表面处理: SUS拉丝、镜面
- 结构功能: 明装铰链, 通过螺丝固定, 安装拆卸简单, 方便快捷
- 用 途: 一般用于机箱机柜、配电箱、机械设备、自动化设备钣金箱体使用
- 备 注: 适用门板厚度1-3mm

Feature Description:

Material: SUS stainless steel

Surface treatment: SUS wire drawing, mirror

Structural function: exposed ammonium chain, fixed by screws, easy to install and disassemble Quick and easy

Uses: generally used in chassis cabinets, electrical cabinets, mechanical equipment, automation equipment sheet metal boxes

Remarks: Applicable door panel thickness 1-3mm

HL3819S

特征说明:

- 材 质: SUS不锈钢
- 表面处理: SUS拉丝、镜面
- 结构功能: 明装铰链, 通过螺丝固定, 安装拆卸简单, 方便快捷
- 用 途: 一般用于机箱机柜、配电箱、机械设备、自动化设备钣金箱体使用
- 备 注: 适用门板厚度1-3mm

Feature Description:


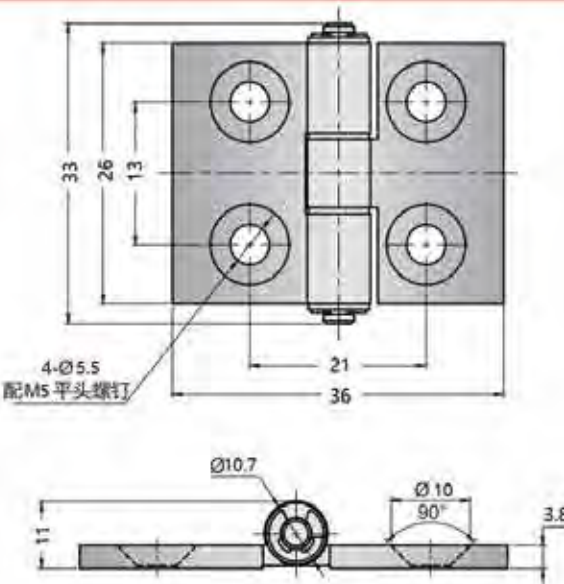

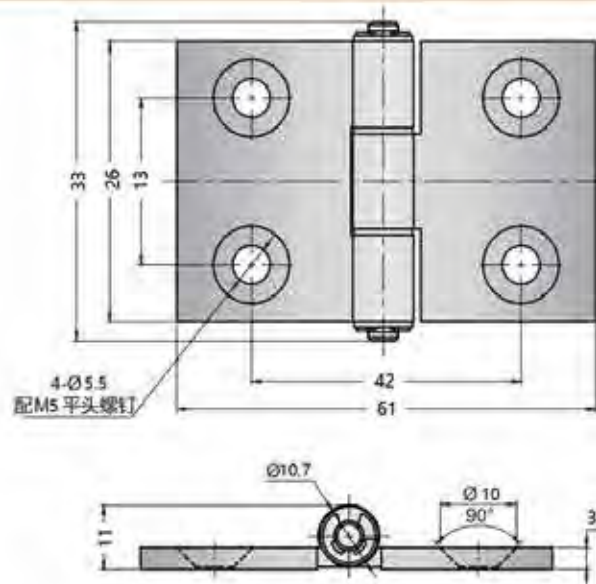

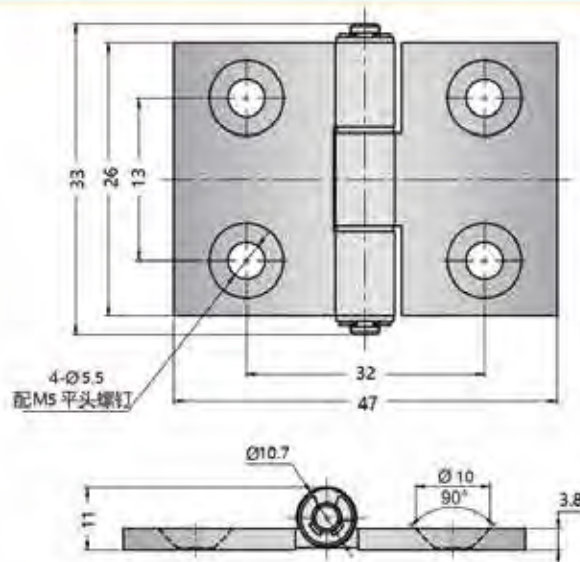
Material: SUS stainless steel


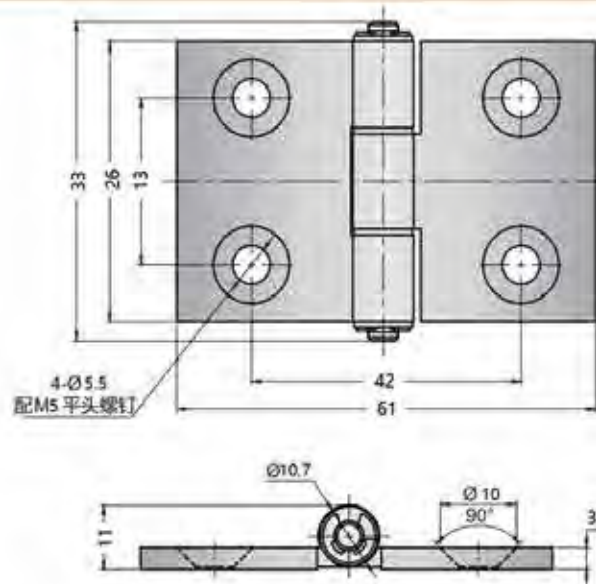

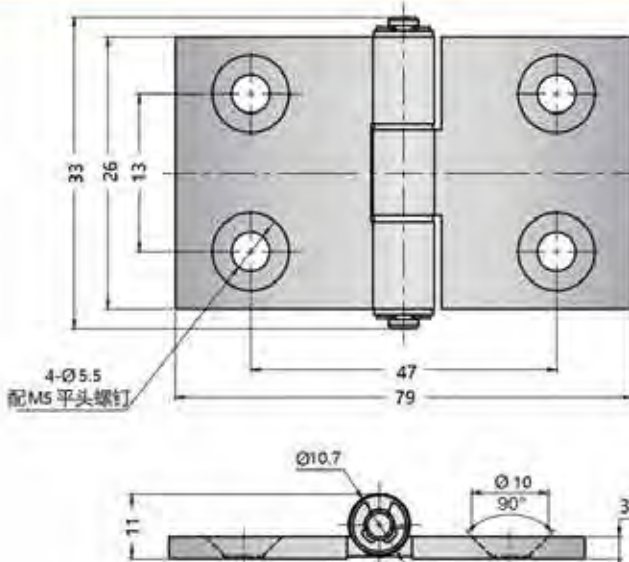

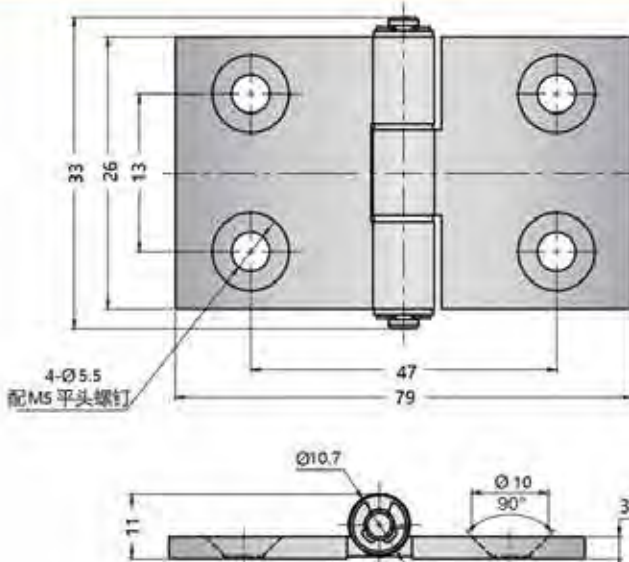
Surface treatment: SUS wire drawing, mirror


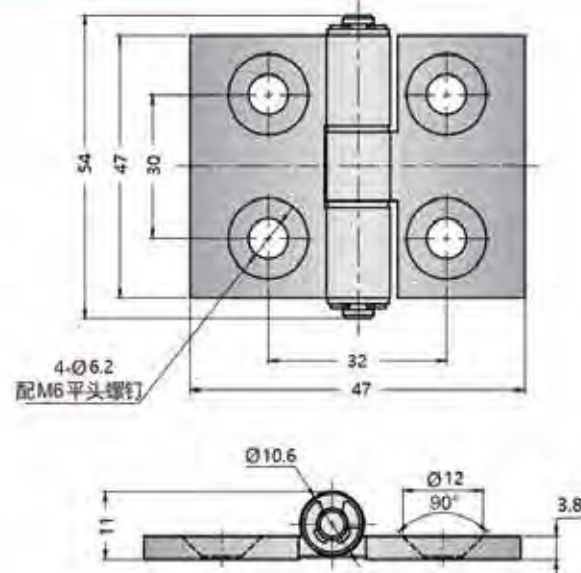
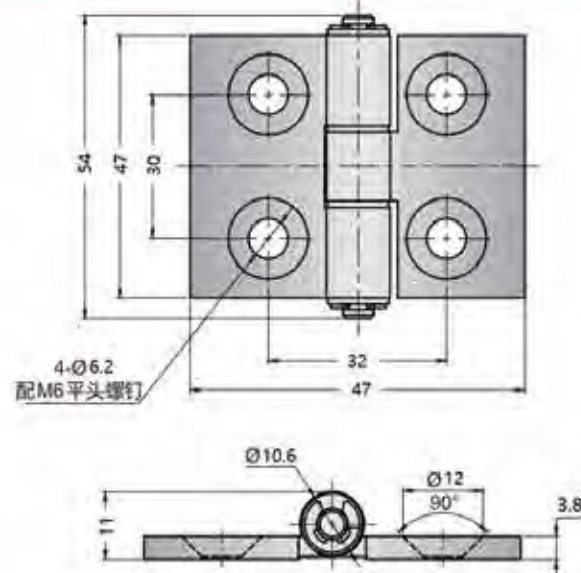

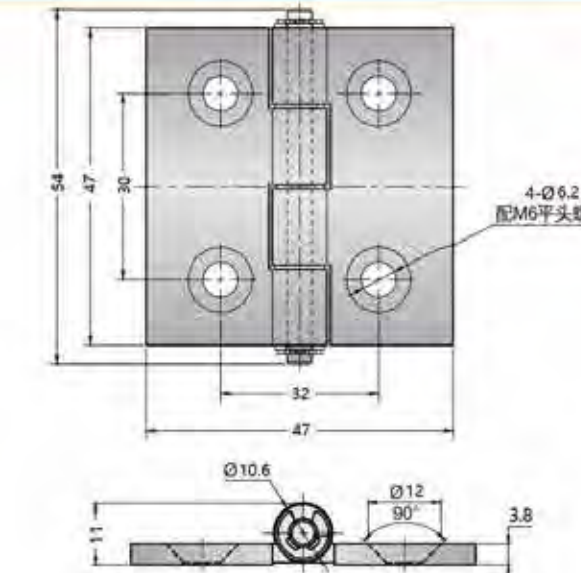
Structural function: exposed ammonium chain, fixed by screws, easy to install and disassemble Quick and easy


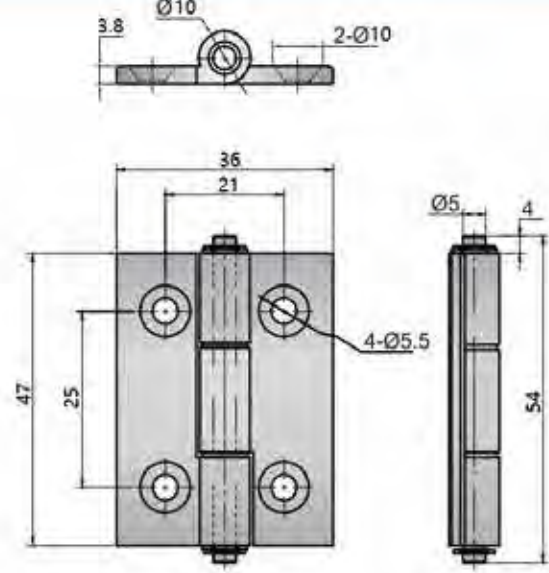
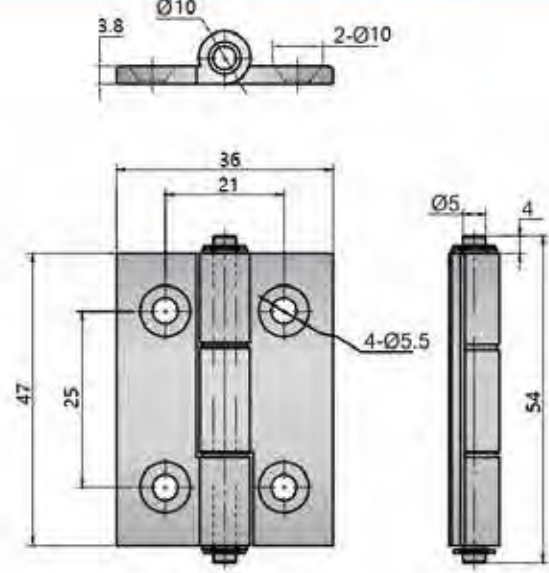

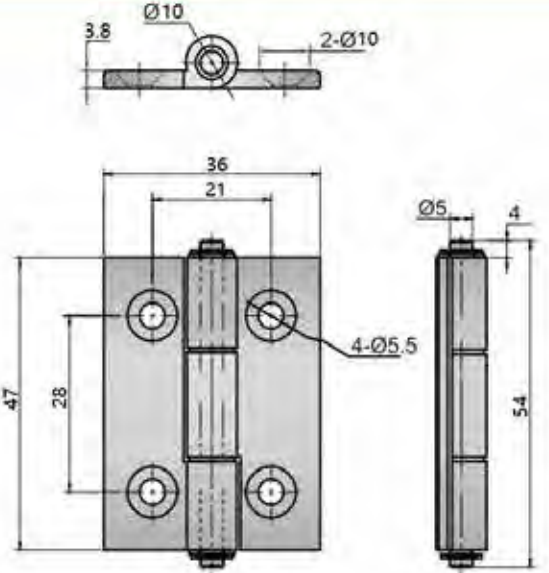
Uses: generally used in chassis cabinets, electrical cabinets, mechanical equipment, automation equipment sheet metal boxes



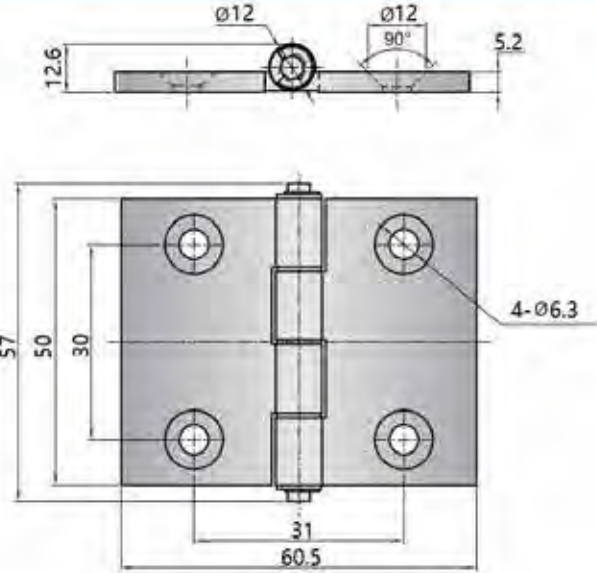
Remarks: Applicable door panel thickness 1-3mm

把手锁 Handle lock	 <p>SUS不锈钢 ADC铝合金</p> <p>HL2635-1321</p>		<p>特征说明:</p> <p>材料: SUS不锈钢主体, SUS卡簧, 销轴, POM衬套</p> <p>表面处理: ADC/SUS, 砂面, 镜面, 黑色, 白色</p> <p>结构功能: 铰链轴心设计零间隙, 保证门板安装精度, 内置衬套, 防止摩擦产生尘垢, 具有静音, 承重, 轻阻力</p> <p>用途: 一般适用于检测设备, 环保, 半导体, 锂电检测, 锂电, 食品设备等自动化钣金框架</p> <p>备注: 不受门板厚度限制</p>	<p>Feature Description:</p> <p>Material: SUS stainless steel body, SUS circlip, pin shaft, POM bushing</p> <p>Surface treatment: ADC/SUS, sand, mirror, black, white</p> <p>Structural function: hinge shaft design zero gap, to ensure the installation accuracy of the door panel, built-in bushing, to prevent friction from dust, with silent, load-bearing and light resistance</p> <p>Uses: Generally suitable for testing equipment, environmental protection, semiconductors, visual inspection, lithium batteries, food equipment and other automated sheet metal frames</p> <p>Remarks: Not limited by door panel thickness</p>
圆柱锁 Cylinder lock				
平面锁 Plane lock				
连杆锁 Rod control lock				
面板锁 Panel lock	 <p>SUS不锈钢 ADC铝合金</p> <p>HL2661-1342</p>		<p>特征说明:</p> <p>材料: SUS不锈钢主体, SUS卡簧, 销轴, POM衬套</p> <p>表面处理: ADC/SUS, 砂面, 镜面, 黑色, 白色</p> <p>结构功能: 铰链轴心设计零间隙, 保证门板安装精度, 内置衬套, 防止摩擦产生尘垢, 具有静音, 承重, 轻阻力</p> <p>用途: 一般适用于检测设备, 环保, 半导体, 锂电检测, 锂电, 食品设备等自动化钣金框架</p> <p>备注: 不受门板厚度限制</p>	<p>Feature Description:</p> <p>Material: SUS stainless steel body, SUS circlip, pin shaft, POM bushing</p> <p>Surface treatment: ADC/SUS, sand, mirror, black, white</p> <p>Structural function: hinge shaft design zero gap, to ensure the installation accuracy of the door panel, built-in bushing, to prevent friction from dust, with silent, load-bearing and light resistance</p> <p>Uses: Generally suitable for testing equipment, environmental protection, semiconductors, visual inspection, lithium batteries, food equipment and other automated sheet metal frames</p> <p>Remarks: Not limited by door panel thickness</p>
搭扣锁 Tongue and hook lock				
拉手 Handles				
限位 Door stop				
铰链 Hinge	 <p>SUS不锈钢 ADC铝合金</p> <p>HL2647-1332</p>		<p>特征说明:</p> <p>材料: SUS不锈钢主体, SUS卡簧, 销轴, POM衬套</p> <p>表面处理: ADC/SUS, 砂面, 镜面, 黑色, 白色</p> <p>结构功能: 铰链轴心设计零间隙, 保证门板安装精度, 内置衬套, 防止摩擦产生尘垢, 具有静音, 承重, 轻阻力</p> <p>用途: 一般适用于检测设备, 环保, 半导体, 锂电检测, 锂电, 食品设备等自动化钣金框架</p> <p>备注: 不受门板厚度限制</p>	<p>Feature Description:</p> <p>Material: SUS stainless steel body, SUS circlip, pin shaft, POM bushing</p> <p>Surface treatment: ADC/SUS, sand, mirror, black, white</p> <p>Structural function: hinge shaft design zero gap, to ensure the installation accuracy of the door panel, built-in bushing, to prevent friction from dust, with silent, load-bearing and light resistance</p> <p>Uses: Generally suitable for testing equipment, environmental protection, semiconductors, visual inspection, lithium batteries, food equipment and other automated sheet metal frames</p> <p>Remarks: Not limited by door panel thickness</p>
冷库把手 Handle latch				
磁吸 Magnet catch				
附件 Accessories				

把手锁 Handle lock	 <p>SUS不锈钢 ADC铝合金</p> <p>HL2661-1342</p>		<p>特征说明:</p> <p>材料: SUS不锈钢主体, SUS卡簧, 销轴, POM衬套</p> <p>表面处理: ADC/SUS, 砂面, 镜面, 黑色, 白色</p> <p>结构功能: 铰链轴心设计零间隙, 保证门板安装精度, 内置衬套, 防止摩擦产生尘垢, 具有静音, 承重, 轻阻力</p> <p>用途: 一般适用于检测设备, 环保, 半导体, 锂电检测, 锂电, 食品设备等自动化钣金框架</p> <p>备注: 不受门板厚度限制</p>	<p>Feature Description:</p> <p>Material: SUS stainless steel body, SUS circlip, pin shaft, POM bushing</p> <p>Surface treatment: ADC/SUS, sand, mirror, black, white</p> <p>Structural function: hinge shaft design zero gap, to ensure the installation accuracy of the door panel, built-in bushing, to prevent friction from dust, with silent, load-bearing and light resistance</p> <p>Uses: Generally suitable for testing equipment, environmental protection, semiconductors, visual inspection, lithium batteries, food equipment and other automated sheet metal frames</p> <p>Remarks: Not limited by door panel thickness</p>
圆柱锁 Cylinder lock				
平面锁 Plane lock				
连杆锁 Rod control lock				
面板锁 Panel lock	 <p>SUS不锈钢 ADC铝合金</p> <p>HL2679-1347</p>		<p>特征说明:</p> <p>材料: SUS不锈钢主体, SUS卡簧, 销轴, POM衬套</p> <p>表面处理: ADC/SUS, 砂面, 镜面, 黑色, 白色</p> <p>结构功能: 铰链轴心设计零间隙, 保证门板安装精度, 内置衬套, 防止摩擦产生尘垢, 具有静音, 承重, 轻阻力</p> <p>用途: 一般适用于检测设备, 环保, 半导体, 锂电检测, 锂电, 食品设备等自动化钣金框架</p> <p>备注: 不受门板厚度限制</p>	<p>Feature Description:</p> <p>Material: SUS stainless steel body, SUS circlip, pin shaft, POM bushing</p> <p>Surface treatment: ADC/SUS, sand, mirror, black, white</p> <p>Structural function: hinge shaft design zero gap, to ensure the installation accuracy of the door panel, built-in bushing, to prevent friction from dust, with silent, load-bearing and light resistance</p> <p>Uses: Generally suitable for testing equipment, environmental protection, semiconductors, visual inspection, lithium batteries, food equipment and other automated sheet metal frames</p> <p>Remarks: Not limited by door panel thickness</p>
搭扣锁 Tongue and hook lock				
拉手 Handles				
限位 Door stop				
铰链 Hinge	 <p>SUS不锈钢 ADC铝合金</p> <p>HL2679-1347</p>		<p>特征说明:</p> <p>材料: SUS不锈钢主体, SUS卡簧, 销轴, POM衬套</p> <p>表面处理: ADC/SUS, 砂面, 镜面, 黑色, 白色</p> <p>结构功能: 铰链轴心设计零间隙, 保证门板安装精度, 内置衬套, 防止摩擦产生尘垢, 具有静音, 承重, 轻阻力</p> <p>用途: 一般适用于检测设备, 环保, 半导体, 锂电检测, 锂电, 食品设备等自动化钣金框架</p> <p>备注: 不受门板厚度限制</p>	<p>Feature Description:</p> <p>Material: SUS stainless steel body, SUS circlip, pin shaft, POM bushing</p> <p>Surface treatment: ADC/SUS, sand, mirror, black, white</p> <p>Structural function: hinge shaft design zero gap, to ensure the installation accuracy of the door panel, built-in bushing, to prevent friction from dust, with silent, load-bearing and light resistance</p> <p>Uses: Generally suitable for testing equipment, environmental protection, semiconductors, visual inspection, lithium batteries, food equipment and other automated sheet metal frames</p> <p>Remarks: Not limited by door panel thickness</p>
冷库把手 Handle latch				
磁吸 Magnet catch				
附件 Accessories				

把手锁 Handle lock	 <p>SUS不锈钢</p> <p>ADC铝合金</p> <p>HL4747-3032三节</p>		<p>Feature Description:</p> <p>Material: SUS stainless steel body, SUS circlip, pin shaft, POM bushing</p> <p>Surface treatment: ADC/SUS, sand, mirror, black, white</p> <p>Structural function: hinge shaft design zero gap, to ensure the installation accuracy of the door panel, built-in bushing, to prevent friction from dust, with silent, load-bearing and light resistance</p> <p>Uses: Generally suitable for testing equipment, environmental protection, semiconductors, visual inspection, lithium batteries, food equipment and other automated sheet metal frames</p> <p>Remarks: Not limited by door panel thickness</p>
圆柱锁 Cylinder lock			
平面锁 Plane lock			
连杆锁 Rod control lock			
面板锁 Panel lock	<p>特征说明:</p> <p>材 质: SUS不锈钢主体, SUS卡簧, 销轴, POM衬套</p> <p>表面处理: ADC/SUS, 砂面, 镜面, 黑色, 白色</p> <p>结构功能: 铰链轴心设计零间隙, 保证门板安装精度, 内置衬套, 防止摩擦产生尘粉, 具有静音, 承重, 轻阻力</p> <p>用 途: 一般适用于检测设备, 环保, 半导体, 视觉检测, 锂电, 食品设备等自动化钣金框架</p> <p>备 注: 不受门板厚度限制</p>		<p>Feature Description:</p> <p>Material: SUS stainless steel body, SUS circlip, pin shaft, POM bushing</p> <p>Surface treatment: ADC/SUS, sand, mirror, black, white</p> <p>Structural function: hinge shaft design zero gap, to ensure the installation accuracy of the door panel, built-in bushing, to prevent friction from dust, with silent, load-bearing and light resistance</p> <p>Uses: Generally suitable for testing equipment, environmental protection, semiconductors, visual inspection, lithium batteries, food equipment and other automated sheet metal frames</p> <p>Remarks: Not limited by door panel thickness</p>
搭扣锁 Tongue and Hook			
拉手 Handles			
限位 Door stop			
铰链 Hinge	 <p>SUS不锈钢</p> <p>ADC铝合金</p> <p>HL4747-3032四节</p>		<p>Feature Description:</p> <p>Material: SUS stainless steel body, SUS circlip, pin shaft, POM bushing</p> <p>Surface treatment: ADC/SUS, sand, mirror, black, white</p> <p>Structural function: hinge shaft design zero gap, to ensure the installation accuracy of the door panel, built-in bushing, to prevent friction from dust, with silent, load-bearing and light resistance</p> <p>Uses: Generally suitable for testing equipment, environmental protection, semiconductors, visual inspection, lithium batteries, food equipment and other automated sheet metal frames</p> <p>Remarks: Not limited by door panel thickness</p>
冷库把手 Handle latch			
磁吸 Magnet catch			
附件 Accessories			

把手锁 Handle lock	 <p>SUS不锈钢</p> <p>ADC铝合金</p> <p>HL3547-2125</p>		<p>Feature Description:</p> <p>Material: SUS stainless steel body, SUS circlip, pin shaft, POM bushing</p> <p>Surface treatment: ADC/SUS, sand, mirror, black, white</p> <p>Structural function: hinge shaft design zero gap, to ensure the installation accuracy of the door panel, built-in bushing, to prevent friction from dust, with silent, load-bearing and light resistance</p> <p>Uses: Generally suitable for testing equipment, environmental protection, semiconductors, visual inspection, lithium batteries, food equipment and other automated sheet metal frames</p> <p>Remarks: Not limited by door panel thickness</p>
圆柱锁 Cylinder lock			
平面锁 Plane lock			
连杆锁 Rod control lock			
面板锁 Panel lock	<p>特征说明:</p> <p>材 质: SUS不锈钢主体, SUS卡簧, 销轴, POM衬套</p> <p>表面处理: ADC/SUS, 砂面, 镜面, 黑色, 白色</p> <p>结构功能: 铰链轴心设计零间隙, 保证门板安装精度, 内置衬套, 防止摩擦产生尘粉, 具有静音, 承重, 轻阻力</p> <p>用 途: 一般适用于检测设备, 环保, 半导体, 视觉检测, 锂电, 食品设备等自动化钣金框架</p> <p>备 注: 不受门板厚度限制</p>		<p>Feature Description:</p> <p>Material: SUS stainless steel body, SUS circlip, pin shaft, POM bushing</p> <p>Surface treatment: ADC/SUS, sand, mirror, black, white</p> <p>Structural function: hinge shaft design zero gap, to ensure the installation accuracy of the door panel, built-in bushing, to prevent friction from dust, with silent, load-bearing and light resistance</p> <p>Uses: Generally suitable for testing equipment, environmental protection, semiconductors, visual inspection, lithium batteries, food equipment and other automated sheet metal frames</p> <p>Remarks: Not limited by door panel thickness</p>
搭扣锁 Tongue and Hook			
拉手 Handles			
限位 Door stop			
铰链 Hinge	 <p>HL3547-2128</p>		<p>Feature Description:</p> <p>Material: SUS stainless steel body, SUS circlip, pin shaft, POM bushing</p> <p>Surface treatment: ADC/SUS, sand, mirror, black, white</p> <p>Structural function: hinge shaft design zero gap, to ensure the installation accuracy of the door panel, built-in bushing, to prevent friction from dust, with silent, load-bearing and light resistance</p> <p>Uses: Generally suitable for testing equipment, environmental protection, semiconductors, visual inspection, lithium batteries, food equipment and other automated sheet metal frames</p> <p>Remarks: Not limited by door panel thickness</p>
冷库把手 Handle latch			
磁吸 Magnet catch			
附件 Accessories			

把手锁 Handle lock				
圆柱锁 Cylinder lock				
平面锁 Plane lock				
连杆锁 Rod control lock				
面板锁 Panel lock				
搭扣锁 Tongue and Hook				
拉手 Handles				
限位 Door stop				
铰链 Hinge				
冷库把手 Handle latch				
磁吸 Magnet catch				
附件 Accessories				

HL5060-3031

特征说明:

- 材料: SUS不锈钢主体, SUS卡簧, 销轴, POM衬套
- 表面处理: ADC/SUS, 砂面, 镜面, 黑色, 白色
- 结构功能: 铰链轴心设计零间隙, 保证门板安装精度, 内置衬套, 防止摩擦产生尘粉, 具有静音, 承重, 轻阻力
- 用途: 一般适用于检测设备, 环保, 半导体, 视觉检测, 锂电, 食品设备等行业自动化钣金框架
- 备注: 不受门板厚度限制

Feature Description:



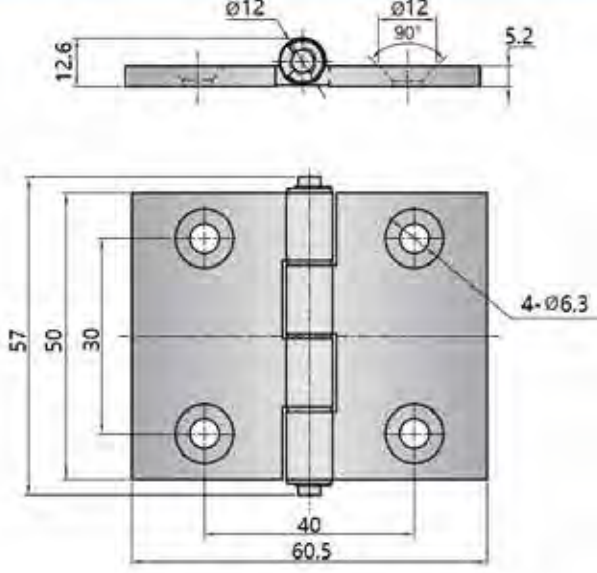
Material: SUS stainless steel body, SUS circlip, pin shaft, POM bushing

Surface treatment: ADC/SUS, sand, mirror, black, white

Structural function: hinge shaft design zero gap, to ensure the installation accuracy of the door panel, built-in bushing, to prevent friction from dust, with silent, load-bearing and light resistance

Uses: Generally suitable for testing equipment, environmental protection, semiconductors, visual inspection, lithium batteries, food equipment and other automated sheet metal frames

Remarks: Not limited by door panel thickness

把手锁 Handle lock				
圆柱锁 Cylinder lock				
平面锁 Plane lock				
连杆锁 Rod control lock				
面板锁 Panel lock				
搭扣锁 Tongue and Hook				
拉手 Handles				
限位 Door stop				
铰链 Hinge				
冷库把手 Handle latch				
磁吸 Magnet catch				
附件 Accessories				

HL5060-3040

特征说明:

- 材料: SUS不锈钢主体, SUS卡簧, 销轴, POM衬套
- 表面处理: ADC/SUS, 砂面, 镜面, 黑色, 白色
- 结构功能: 铰链轴心设计零间隙, 保证门板安装精度, 内置衬套, 防止摩擦产生尘粉, 具有静音, 承重, 轻阻力
- 用途: 一般适用于检测设备, 环保, 半导体, 视觉检测, 锂电, 食品设备等行业自动化钣金框架
- 备注: 不受门板厚度限制

Feature Description:

Material: SUS stainless steel body, SUS circlip, pin shaft, POM bushing

Surface treatment: ADC/SUS, sand, mirror, black, white


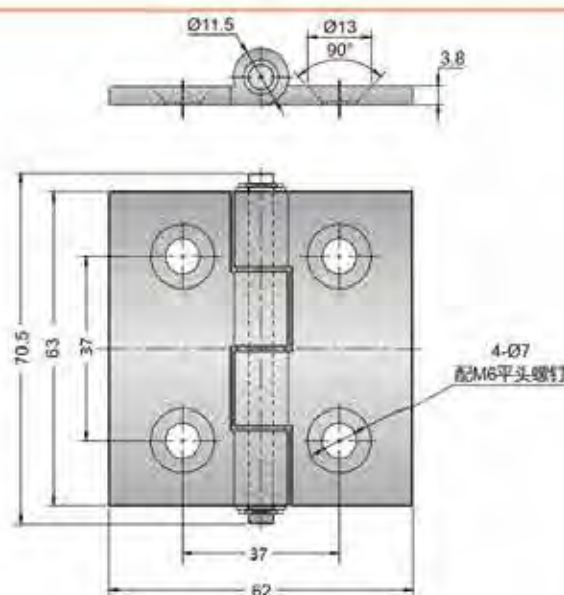

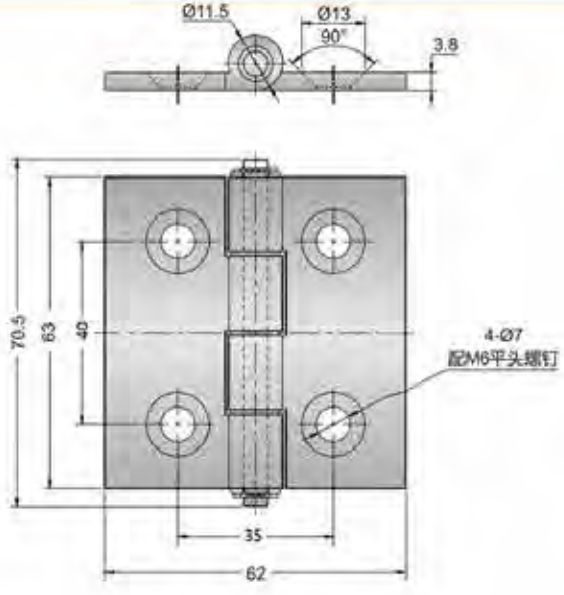
Structural function: hinge shaft design zero gap, to ensure the installation accuracy of the door panel, built-in bushing, to prevent friction from dust, with silent, load-bearing and light resistance

Uses: Generally suitable for testing equipment, environmental protection, semiconductors, visual inspection, lithium batteries, food equipment and other automated sheet metal frames

Remarks: Not limited by door panel thickness

把手锁 Handle lock	 SUS不锈钢 ADC铝合金 HL6147-2836	 4-Ø6.2 配M6平头螺钉	Feature Description: Material: SUS stainless steel body, SUS circlip, pin shaft, POM bushing Surface treatment: ADC/SUS, sand, mirror, black, white Structural function: hinge shaft design zero gap, to ensure the installation accuracy of the door panel, built-in bushing, to prevent friction from dust, with silent, load-bearing and light resistance Uses: Generally suitable for testing equipment, environmental protection, semiconductors, visual inspection, lithium batteries, food equipment and other automated sheet metal frames Remarks: Not limited by door panel thickness
圆柱锁 Cylinder lock			
平面锁 Plane lock			
连杆锁 Rod control lock			
面板锁 Panel lock	特征说明: > 材 质: SUS不锈钢主体, SUS卡簧, 销轴, POM衬套 > 表面处理: ADC/SUS, 砂面, 镜面, 黑色, 白色 > 结构功能: 铰链轴心设计零间隙, 保证门板安装精度, 内置衬套, 防止摩擦产生尘屑, 具有静音, 承重, 轻阻力 > 用 途: 一般适用于检测设备, 环保, 半导体, 视觉检测, 锂电, 食品设备等自动化钣金框架 > 备 注: 不受门板厚度限制	 4-Ø6.2 配M6平头螺钉	Feature Description: Material: SUS stainless steel body, SUS circlip, pin shaft, POM bushing Surface treatment: ADC/SUS, sand, mirror, black, white Structural function: hinge shaft design zero gap, to ensure the installation accuracy of the door panel, built-in bushing, to prevent friction from dust, with silent, load-bearing and light resistance Uses: Generally suitable for testing equipment, environmental protection, semiconductors, visual inspection, lithium batteries, food equipment and other automated sheet metal frames Remarks: Not limited by door panel thickness
搭扣锁 Tongle and Hook			
拉手 Handles			
限位 Door stop			
铰链 Hinge	 ADC铝合金 SUS不锈钢 HL6147-3036	 4-Ø6.2 配M6平头螺钉	Feature Description: Material: SUS stainless steel body, SUS circlip, pin shaft, POM bushing Surface treatment: ADC/SUS, sand, mirror, black, white Structural function: hinge shaft design zero gap, to ensure the installation accuracy of the door panel, built-in bushing, to prevent friction from dust, with silent, load-bearing and light resistance Uses: Generally suitable for testing equipment, environmental protection, semiconductors, visual inspection, lithium batteries, food equipment and other automated sheet metal frames Remarks: Not limited by door panel thickness
冷库把手 Handle latch			
磁吸 Magnet catch			
附件 Accessories			

把手锁 Handle lock	 ADC铝合金 SUS不锈钢 HL6147-3041	 4-Ø6.2 配M6平头螺钉	Feature Description: Material: SUS stainless steel body, SUS circlip, pin shaft, POM bushing Surface treatment: ADC/SUS, sand, mirror, black, white Structural function: hinge shaft design zero gap, to ensure the installation accuracy of the door panel, built-in bushing, to prevent friction from dust, with silent, load-bearing and light resistance Uses: Generally suitable for testing equipment, environmental protection, semiconductors, visual inspection, lithium batteries, food equipment and other automated sheet metal frames Remarks: Not limited by door panel thickness
圆柱锁 Cylinder lock			
平面锁 Plane lock			
连杆锁 Rod control lock			
面板锁 Panel lock	特征说明: > 材 质: SUS不锈钢主体, SUS卡簧, 销轴, POM衬套 > 表面处理: ADC/SUS, 砂面, 镜面, 黑色, 白色 > 结构功能: 铰链轴心设计零间隙, 保证门板安装精度, 内置衬套, 防止摩擦产生尘屑, 具有静音, 承重, 轻阻力 > 用 途: 一般适用于检测设备, 环保, 半导体, 视觉检测, 锂电, 食品设备等自动化钣金框架 > 备 注: 不受门板厚度限制	 4-Ø7 配M6平头螺钉	Feature Description: Material: SUS stainless steel body, SUS circlip, pin shaft, POM bushing Surface treatment: ADC/SUS, sand, mirror, black, white Structural function: hinge shaft design zero gap, to ensure the installation accuracy of the door panel, built-in bushing, to prevent friction from dust, with silent, load-bearing and light resistance Uses: Generally suitable for testing equipment, environmental protection, semiconductors, visual inspection, lithium batteries, food equipment and other automated sheet metal frames Remarks: Not limited by door panel thickness
搭扣锁 Tongle and Hook			
拉手 Handles			
限位 Door stop			
铰链 Hinge	 SUS不锈钢 HL6163-3535	 4-Ø7 配M6平头螺钉	Feature Description: Material: SUS stainless steel body, SUS circlip, pin shaft, POM bushing Surface treatment: ADC/SUS, sand, mirror, black, white Structural function: hinge shaft design zero gap, to ensure the installation accuracy of the door panel, built-in bushing, to prevent friction from dust, with silent, load-bearing and light resistance Uses: Generally suitable for testing equipment, environmental protection, semiconductors, visual inspection, lithium batteries, food equipment and other automated sheet metal frames Remarks: Not limited by door panel thickness
冷库把手 Handle latch			
磁吸 Magnet catch			
附件 Accessories			

把手锁 Handle lock			
圆柱锁 Cylinder lock			
平面锁 Plane lock			
连杆锁 Rod control lock			
面板锁 Panel lock			
搭扣锁 Tongle and Hook			
拉手 Handles			
限位 Door stop			
铰链 Hinge			
冷库把手 Handle latch			
磁吸 Magnet catch			
附件 Accessories			

HL6163-3737

特征说明:

> 材 质: SUS不锈钢主体, SUS卡簧, 销轴, POM衬套

> 表面处理: ADC/SUS, 砂面, 镜面, 黑色, 白色

> 结构功能: 铰链轴心设计零间隙, 保证门板安装精度, 内置衬套, 防止摩擦产生尘屑, 具有静音, 承重, 轻阻力

> 用 途: 一般适用于检测设备, 环保, 半导体, 视觉检测, 锂电, 食品设备等自动化钣金框架

> 备 注: 不受门板厚度限制

Feature Description:

Material: SUS stainless steel body, SUS circlip, pin shaft, POM bushing

Surface treatment: ADC/SUS, sand, mirror, black, white

Structural function: hinge shaft design zero gap, to ensure the installation accuracy of the door panel, built-in bushing, to prevent friction from dust, with silent, load-bearing and light resistance

Uses: Generally suitable for testing equipment, environmental protection, semiconductors, visual inspection, lithium batteries, food equipment and other automated sheet metal frames

Remarks: Not limited by door panel thickness

HL6163-3540

特征说明:

> 材 质: SUS不锈钢主体, SUS卡簧, 销轴, POM衬套

> 表面处理: ADC/SUS, 砂面, 镜面, 黑色, 白色

> 结构功能: 铰链轴心设计零间隙, 保证门板安装精度, 内置衬套, 防止摩擦产生尘屑, 具有静音, 承重, 轻阻力

> 用 途: 一般适用于检测设备, 环保, 半导体, 视觉检测, 锂电, 食品设备等自动化钣金框架

> 备 注: 不受门板厚度限制

Feature Description:


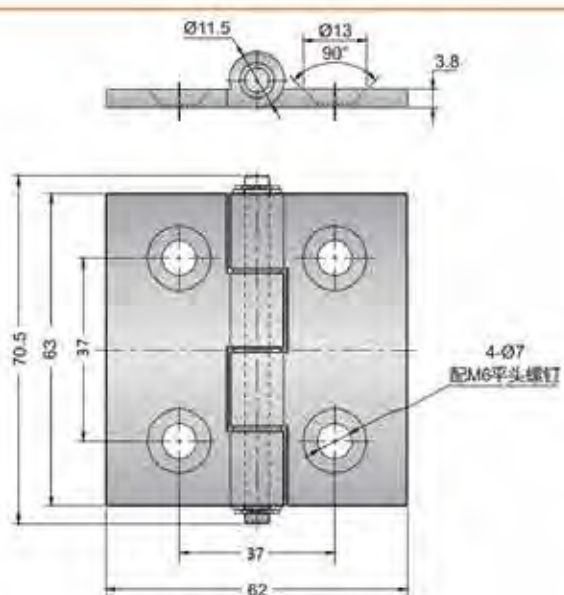

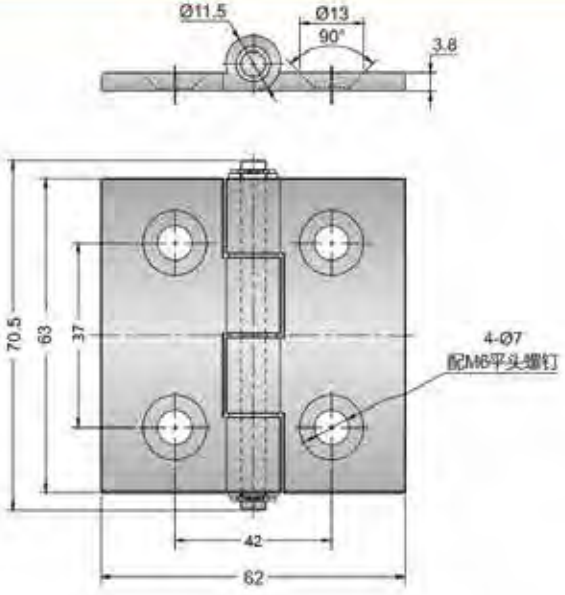
Material: SUS stainless steel body, SUS circlip, pin shaft, POM bushing

Surface treatment: ADC/SUS, sand, mirror, black, white

Structural function: hinge shaft design zero gap, to ensure the installation accuracy of the door panel, built-in bushing, to prevent friction from dust, with silent, load-bearing and light resistance

Uses: Generally suitable for testing equipment, environmental protection, semiconductors, visual inspection, lithium batteries, food equipment and other automated sheet metal frames

Remarks: Not limited by door panel thickness

把手锁 Handle lock			
圆柱锁 Cylinder lock			
平面锁 Plane lock			
连杆锁 Rod control lock			
面板锁 Panel lock			
搭扣锁 Tongle and Hook			
拉手 Handles			
限位 Door stop			
铰链 Hinge			
冷库把手 Handle latch			
磁吸 Magnet catch			
附件 Accessories			

HL6163-3740

特征说明:

> 材 质: SUS不锈钢主体, SUS卡簧, 销轴, POM衬套

> 表面处理: ADC/SUS, 砂面, 镜面, 黑色, 白色

> 结构功能: 铰链轴心设计零间隙, 保证门板安装精度, 内置衬套, 防止摩擦产生尘屑, 具有静音, 承重, 轻阻力

> 用 途: 一般适用于检测设备, 环保, 半导体, 视觉检测, 锂电, 食品设备等自动化钣金框架

> 备 注: 不受门板厚度限制

Feature Description:

Material: SUS stainless steel body, SUS circlip, pin shaft, POM bushing

Surface treatment: ADC/SUS, sand, mirror, black, white

Structural function: hinge shaft design zero gap, to ensure the installation accuracy of the door panel, built-in bushing, to prevent friction from dust, with silent, load-bearing and light resistance

Uses: Generally suitable for testing equipment, environmental protection, semiconductors, visual inspection, lithium batteries, food equipment and other automated sheet metal frames

Remarks: Not limited by door panel thickness

HL6163-3742

特征说明:

> 材 质: SUS不锈钢主体, SUS卡簧, 销轴, POM衬套

> 表面处理: ADC/SUS, 砂面, 镜面, 黑色, 白色

> 结构功能: 铰链轴心设计零间隙, 保证门板安装精度, 内置衬套, 防止摩擦产生尘屑, 具有静音, 承重, 轻阻力

> 用 途: 一般适用于检测设备, 环保, 半导体, 视觉检测, 锂电, 食品设备等自动化钣金框架

> 备 注: 不受门板厚度限制

Feature Description:


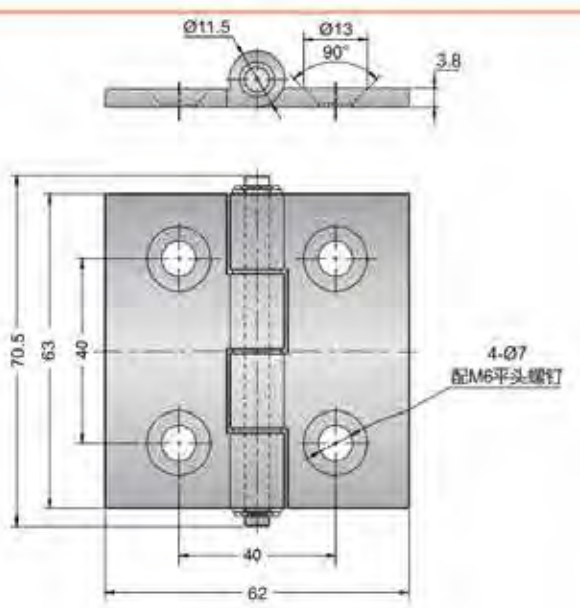
Material: SUS stainless steel body, SUS circlip, pin shaft, POM bushing

Surface treatment: ADC/SUS, sand, mirror, black, white

Structural function: hinge shaft design zero gap, to ensure the installation accuracy of the door panel, built-in bushing, to prevent friction from dust, with silent, load-bearing and light resistance

Uses: Generally suitable for testing equipment, environmental protection, semiconductors, visual inspection, lithium batteries, food equipment and other automated sheet metal frames

Remarks: Not limited by door panel thickness

把手锁 Handle lock			
圆柱锁 Cylinder lock			
平面锁 Plane lock			
连杆锁 Rod control lock			
面板锁 Panel lock			
搭扣锁 Tongue and Hook			
拉手 Handles			
限位 Door stop			
铰链 Hinge			
冷库把手 Handle latch			
磁吸 Magnet catch			
附件 Accessories			

HL6163-4040

特征说明:

- 材料: SUS不锈钢主体, SUS卡簧, 销轴, POM衬套
- 表面处理: ADC/SUS, 砂面, 镜面, 黑色, 白色
- 结构功能: 铰链轴心设计零间隙, 保证门板安装精度, 内置衬套, 防止摩擦产生异响, 具有静音, 承重, 轻阻力
- 用途: 一般适用于检测设备, 环保, 半导体, 视觉检测, 锂电, 食品设备等自动化钣金框架
- 备注: 不受门板厚度限制

Feature Description:

Material: SUS stainless steel body, SUS circlip, pin shaft, POM bushing
Surface treatment: ADC/SUS, sand, mirror, black, white
Structural function: hinge shaft design zero gap, to ensure the installation accuracy of the door panel, built-in bushing, to prevent friction from dust, with silent, load-bearing and light resistance
Uses: Generally suitable for testing equipment, environmental protection, semiconductors, visual inspection, lithium batteries, food equipment and other automated sheet metal frames
Remarks: Not limited by door panel thickness

ADC铝合金

SUS不锈钢


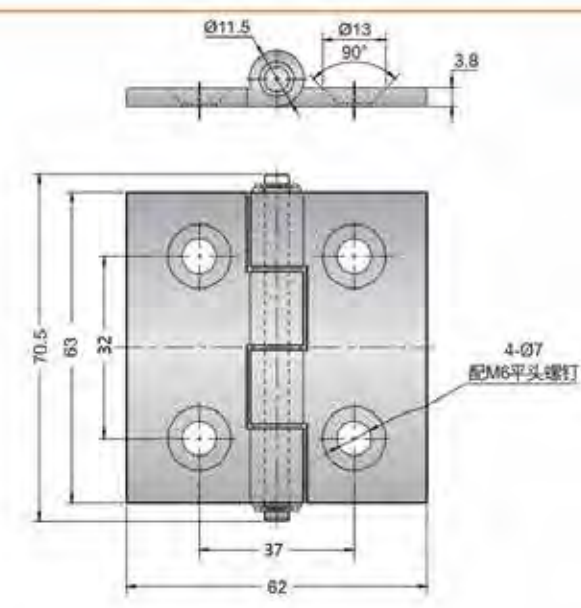
HL6163-3732

特征说明:

- 材料: SUS不锈钢主体, SUS卡簧, 销轴, POM衬套
- 表面处理: ADC/SUS, 砂面, 镜面, 黑色, 白色
- 结构功能: 铰链轴心设计零间隙, 保证门板安装精度, 内置衬套, 防止摩擦产生异响, 具有静音, 承重, 轻阻力
- 用途: 一般适用于检测设备, 环保, 半导体, 视觉检测, 锂电, 食品设备等自动化钣金框架
- 备注: 不受门板厚度限制

Feature Description:

Material: SUS stainless steel body, SUS circlip, pin shaft, POM bushing
Surface treatment: ADC/SUS, sand, mirror, black, white
Structural function: hinge shaft design zero gap, to ensure the installation accuracy of the door panel, built-in bushing, to prevent friction from dust, with silent, load-bearing and light resistance
Uses: Generally suitable for testing equipment, environmental protection, semiconductors, visual inspection, lithium batteries, food equipment and other automated sheet metal frames
Remarks: Not limited by door panel thickness

把手锁 Handle lock			
圆柱锁 Cylinder lock			
平面锁 Plane lock			
连杆锁 Rod control lock			
面板锁 Panel lock			
搭扣锁 Tongue and Hook			
拉手 Handles			
限位 Door stop			
铰链 Hinge			
冷库把手 Handle latch			
磁吸 Magnet catch			
附件 Accessories			

ADC铝合金

SUS不锈钢

HL6163-3732

特征说明:

- 材料: SUS不锈钢主体, SUS卡簧, 销轴, POM衬套
- 表面处理: ADC/SUS, 砂面, 镜面, 黑色, 白色
- 结构功能: 铰链轴心设计零间隙, 保证门板安装精度, 内置衬套, 防止摩擦产生异响, 具有静音, 承重, 轻阻力
- 用途: 一般适用于检测设备, 环保, 半导体, 视觉检测, 锂电, 食品设备等自动化钣金框架
- 备注: 不受门板厚度限制

Feature Description:

Material: SUS stainless steel body, SUS circlip, pin shaft, POM bushing
Surface treatment: ADC/SUS, sand, mirror, black, white
Structural function: hinge shaft design zero gap, to ensure the installation accuracy of the door panel, built-in bushing, to prevent friction from dust, with silent, load-bearing and light resistance
Uses: Generally suitable for testing equipment, environmental protection, semiconductors, visual inspection, lithium batteries, food equipment and other automated sheet metal frames
Remarks: Not limited by door panel thickness

ADC铝合金

SUS不锈钢


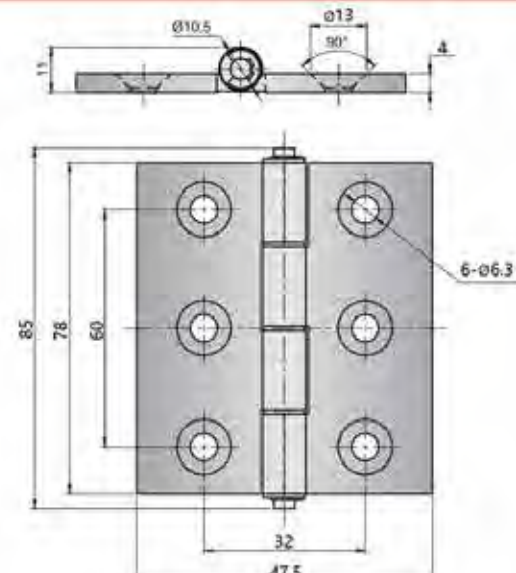

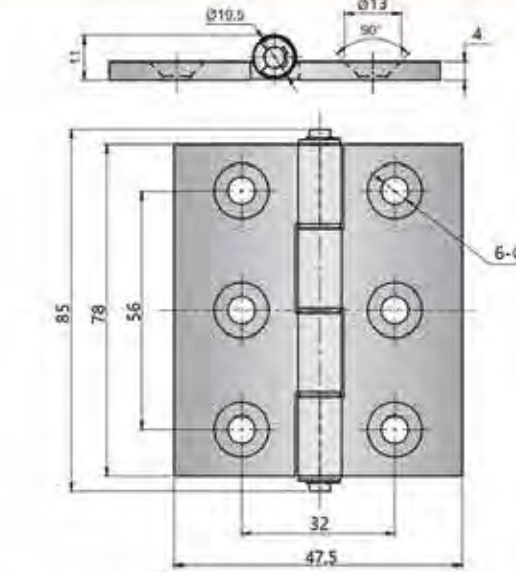
HL6635-5021


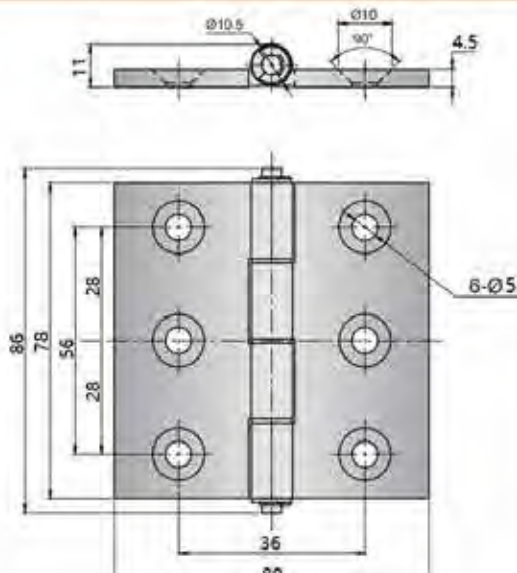

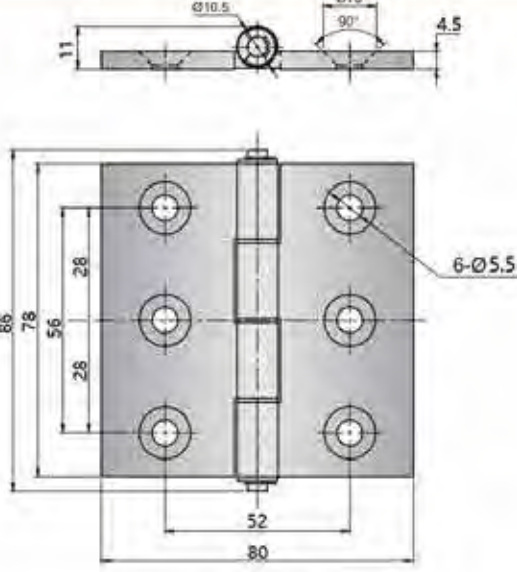
特征说明:


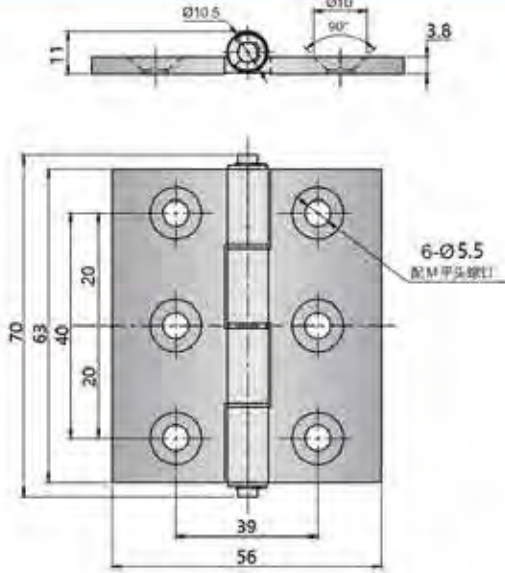

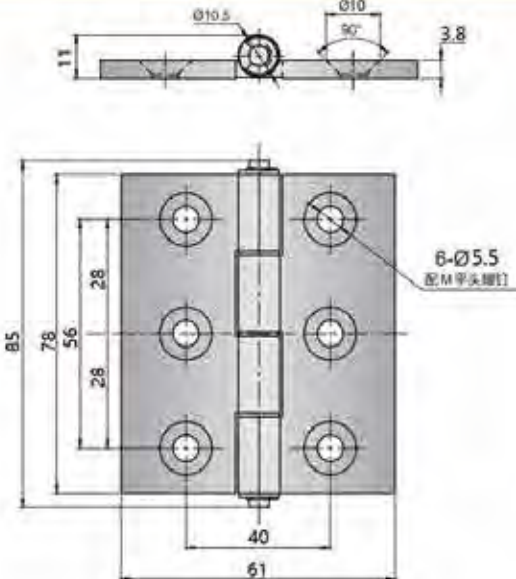
- 材料: SUS不锈钢主体, SUS卡簧, 销轴, POM衬套
- 表面处理: ADC/SUS, 砂面, 镜面, 黑色, 白色
- 结构功能: 铰链轴心设计零间隙, 保证门板安装精度, 内置衬套, 防止摩擦产生异响, 具有静音, 承重, 轻阻力
- 用途: 一般适用于检测设备, 环保, 半导体, 视觉检测, 锂电, 食品设备等自动化钣金框架
- 备注: 不受门板厚度限制


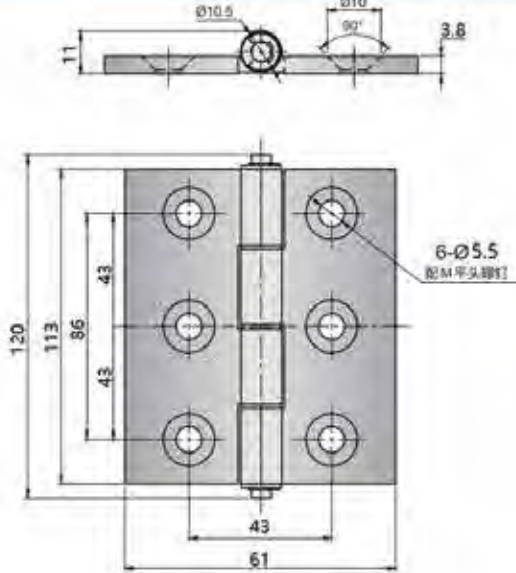

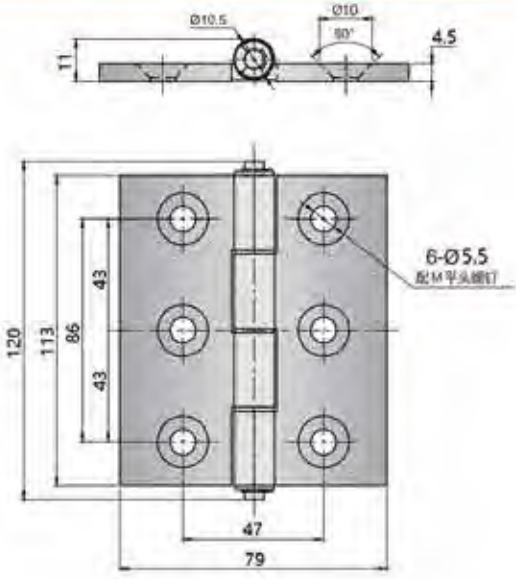
Feature Description:


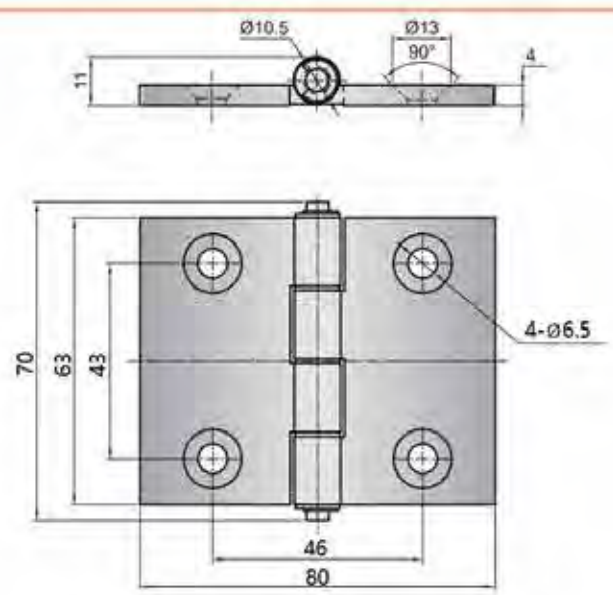
Material: SUS stainless steel body, SUS circlip, pin shaft, POM bushing
Surface treatment: ADC/SUS, sand, mirror, black, white
Structural function: hinge shaft design zero gap, to ensure the installation accuracy of the door panel, built-in bushing, to prevent friction from dust, with silent, load-bearing and light resistance
Uses: Generally suitable for testing equipment, environmental protection, semiconductors, visual inspection, lithium batteries, food equipment and other automated sheet metal frames
Remarks: Not limited by door panel thickness

把手锁 Handle lock	 SUS不锈钢 ADC铝合金 HL7847-6032		Feature Description: Material: SUS stainless steel body, SUS circlip, pin shaft, POM bushing Surface treatment: ADC/SUS, sand, mirror, black, white Structural function: hinge shaft design zero gap, to ensure the installation accuracy of the door panel, built-in bushing, to prevent friction from dust, with silent, load-bearing and light resistance Uses: Generally suitable for testing equipment, environmental protection, semiconductors, visual inspection, lithium batteries, food equipment and other automated sheet metal frames Remarks: Not limited by door panel thickness
圆柱锁 Cylinder lock			
平面锁 Plane lock			
连杆锁 Rod control lock			
面板锁 Panel lock	特征说明: 材料: SUS不锈钢主体, SUS卡簧, 销轴, POM衬套 表面处理: ADC/SUS, 砂面, 镜面, 黑色, 白色 结构功能: 铰链轴心设计零间隙, 保证门板安装精度, 内置衬套, 防止摩擦产生尘屑, 具有静音, 承重, 轻阻力 用途: 一般适用于检测设备, 环保, 半导体, 视觉检测, 锂电, 食品设备等自动化钣金框架 备注: 不受门板厚度限制		
搭扣锁 Tongue and Hook			
拉手 Handles	 ADC铝合金 SUS不锈钢 HL7847-5631		Feature Description: Material: SUS stainless steel body, SUS circlip, pin shaft, POM bushing Surface treatment: ADC/SUS, sand, mirror, black, white Structural function: hinge shaft design zero gap, to ensure the installation accuracy of the door panel, built-in bushing, to prevent friction from dust, with silent, load-bearing and light resistance Uses: Generally suitable for testing equipment, environmental protection, semiconductors, visual inspection, lithium batteries, food equipment and other automated sheet metal frames Remarks: Not limited by door panel thickness
限位 Door stop			
铰链 Hinge			
冷库把手 Handle latch			
磁吸 Magnet catch	特征说明: 材料: SUS不锈钢主体, SUS卡簧, 销轴, POM衬套 表面处理: ADC/SUS, 砂面, 镜面, 黑色, 白色 结构功能: 铰链轴心设计零间隙, 保证门板安装精度, 内置衬套, 防止摩擦产生尘屑, 具有静音, 承重, 轻阻力 用途: 一般适用于检测设备, 环保, 半导体, 视觉检测, 锂电, 食品设备等自动化钣金框架 备注: 不受门板厚度限制		
附件 Accessories			

把手锁 Handle lock	 HL7879-5636		Feature Description: Material: SUS stainless steel body, SUS circlip, pin shaft, POM bushing Surface treatment: ADC/SUS, sand, mirror, black, white Structural function: hinge shaft design zero gap, to ensure the installation accuracy of the door panel, built-in bushing, to prevent friction from dust, with silent, load-bearing and light resistance Uses: Generally suitable for testing equipment, environmental protection, semiconductors, visual inspection, lithium batteries, food equipment and other automated sheet metal frames Remarks: Not limited by door panel thickness
圆柱锁 Cylinder lock			
平面锁 Plane lock			
连杆锁 Rod control lock			
面板锁 Panel lock	特征说明: 材料: SUS不锈钢主体, SUS卡簧, 销轴, POM衬套 表面处理: ADC/SUS, 砂面, 镜面, 黑色, 白色 结构功能: 铰链轴心设计零间隙, 保证门板安装精度, 内置衬套, 防止摩擦产生尘屑, 具有静音, 承重, 轻阻力 用途: 一般适用于检测设备, 环保, 半导体, 视觉检测, 锂电, 食品设备等自动化钣金框架 备注: 不受门板厚度限制		
搭扣锁 Tongue and Hook			
拉手 Handles	 HL7879-5652		Feature Description: Material: SUS stainless steel body, SUS circlip, pin shaft, POM bushing Surface treatment: ADC/SUS, sand, mirror, black, white Structural function: hinge shaft design zero gap, to ensure the installation accuracy of the door panel, built-in bushing, to prevent friction from dust, with silent, load-bearing and light resistance Uses: Generally suitable for testing equipment, environmental protection, semiconductors, visual inspection, lithium batteries, food equipment and other automated sheet metal frames Remarks: Not limited by door panel thickness
限位 Door stop			
铰链 Hinge			
冷库把手 Handle latch			
磁吸 Magnet catch	特征说明: 材料: SUS不锈钢主体, SUS卡簧, 销轴, POM衬套 表面处理: ADC/SUS, 砂面, 镜面, 黑色, 白色 结构功能: 铰链轴心设计零间隙, 保证门板安装精度, 内置衬套, 防止摩擦产生尘屑, 具有静音, 承重, 轻阻力 用途: 一般适用于检测设备, 环保, 半导体, 视觉检测, 锂电, 食品设备等自动化钣金框架 备注: 不受门板厚度限制		
附件 Accessories			

把手锁 Handle lock			特征说明: 材料: SUS不锈钢主体, SUS卡簧, 钢轴, POM衬套 表面处理: ADC/SUS, 砂面, 镜面, 黑色, 白色 结构功能: 铰链轴心设计零间隙, 保证门板安装精度, 内置衬套, 防止摩擦产生粉尘, 具有静音, 承重, 轻阻力 用途: 一般适用于检测设备, 环保, 半导体, 视觉检测, 锂电, 食品设备等自动化钣金框架 备注: 不受门板厚度限制
圆柱锁 Cylinder lock			Feature Description: Material: SUS stainless steel body, SUS circlip, pin shaft, POM bushing Surface treatment: ADC/SUS, sand, mirror, black, white Structural function: hinge shaft design zero gap, to ensure the installation accuracy of the door panel, built-in bushing, to prevent friction from dust, with silent, load-bearing and light resistance Uses: Generally suitable for testing equipment, environmental protection, semiconductors, visual inspection, lithium batteries, food equipment and other automated sheet metal frames Remarks: Not limited by door panel thickness
平面锁 Plane lock			
连杆锁 Rod control lock			
面板锁 Panel lock			
搭扣锁 Tongue and Hook			
拉手 Handles			特征说明: 材料: SUS不锈钢主体, SUS卡簧, 钢轴, POM衬套 表面处理: ADC/SUS, 砂面, 镜面, 黑色, 白色 结构功能: 铰链轴心设计零间隙, 保证门板安装精度, 内置衬套, 防止摩擦产生粉尘, 具有静音, 承重, 轻阻力 用途: 一般适用于检测设备, 环保, 半导体, 视觉检测, 锂电, 食品设备等自动化钣金框架 备注: 不受门板厚度限制
限位 Door stop			Feature Description: Material: SUS stainless steel body, SUS circlip, pin shaft, POM bushing Surface treatment: ADC/SUS, sand, mirror, black, white Structural function: hinge shaft design zero gap, to ensure the installation accuracy of the door panel, built-in bushing, to prevent friction from dust, with silent, load-bearing and light resistance Uses: Generally suitable for testing equipment, environmental protection, semiconductors, visual inspection, lithium batteries, food equipment and other automated sheet metal frames Remarks: Not limited by door panel thickness
铰链 Hinge			
冷库把手 Handle latch			
磁吸 Magnet catch			
附件 Accessories			

把手锁 Handle lock			特征说明: 材料: SUS不锈钢主体, SUS卡簧, 钢轴, POM衬套 表面处理: ADC/SUS, 砂面, 镜面, 黑色, 白色 结构功能: 铰链轴心设计零间隙, 保证门板安装精度, 内置衬套, 防止摩擦产生粉尘, 具有静音, 承重, 轻阻力 用途: 一般适用于检测设备, 环保, 半导体, 视觉检测, 锂电, 食品设备等自动化钣金框架 备注: 不受门板厚度限制
圆柱锁 Cylinder lock			Feature Description: Material: SUS stainless steel body, SUS circlip, pin shaft, POM bushing Surface treatment: ADC/SUS, sand, mirror, black, white Structural function: hinge shaft design zero gap, to ensure the installation accuracy of the door panel, built-in bushing, to prevent friction from dust, with silent, load-bearing and light resistance Uses: Generally suitable for testing equipment, environmental protection, semiconductors, visual inspection, lithium batteries, food equipment and other automated sheet metal frames Remarks: Not limited by door panel thickness
平面锁 Plane lock			
连杆锁 Rod control lock			
面板锁 Panel lock			
搭扣锁 Tongue and Hook			
拉手 Handles			特征说明: 材料: SUS不锈钢主体, SUS卡簧, 钢轴, POM衬套 表面处理: ADC/SUS, 砂面, 镜面, 黑色, 白色 结构功能: 铰链轴心设计零间隙, 保证门板安装精度, 内置衬套, 防止摩擦产生粉尘, 具有静音, 承重, 轻阻力 用途: 一般适用于检测设备, 环保, 半导体, 视觉检测, 锂电, 食品设备等自动化钣金框架 备注: 不受门板厚度限制
限位 Door stop			Feature Description: Material: SUS stainless steel body, SUS circlip, pin shaft, POM bushing Surface treatment: ADC/SUS, sand, mirror, black, white Structural function: hinge shaft design zero gap, to ensure the installation accuracy of the door panel, built-in bushing, to prevent friction from dust, with silent, load-bearing and light resistance Uses: Generally suitable for testing equipment, environmental protection, semiconductors, visual inspection, lithium batteries, food equipment and other automated sheet metal frames Remarks: Not limited by door panel thickness
铰链 Hinge			
冷库把手 Handle latch			
磁吸 Magnet catch			
附件 Accessories			

把手锁 Handle lock			
圆柱锁 Cylinder lock			
平面锁 Plane lock			
拉杆锁 Rod control lock			
面板锁 Panel lock			
搭扣锁 Tongue and Hook			
拉手 Handles			
限位 Door stop			
铰链 Hinge			
冷库把手 Handle latch			
磁吸 Magnet catch			
附件 Accessories			

HL6379-4346

特征说明:

- > 材 质: SUS不锈钢主体, SUS卡簧, 销轴, POM衬套
- > 表面处理: ADC/SUS, 砂面, 镜面, 黑色, 白色
- > 结构功能: 铰链轴心设计零间隙, 保证门板安装精度, 内置衬套, 防止摩擦产生尘屑, 具有静音, 承重, 轻阻力
- > 用 途: 一般适用于检测设备, 环保, 半导体, 视觉检测, 锂电, 食品设备等自动化钣金框架
- > 备 注: 不受门板厚度限制

Feature Description:

Material: SUS stainless steel body, SUS circlip, pin shaft, POM bushing
Surface treatment: ADC/SUS, sand, mirror, black, white
Structural function: hinge shaft design zero gap, to ensure the installation accuracy of the door panel, built-in bushing, to prevent friction from dust, with silent, load-bearing and light resistance
Uses: Generally suitable for testing equipment, environmental protection, semiconductors, visual inspection, lithium batteries, food equipment and other automated sheet metal frames
Remarks: Not limited by door panel thickness


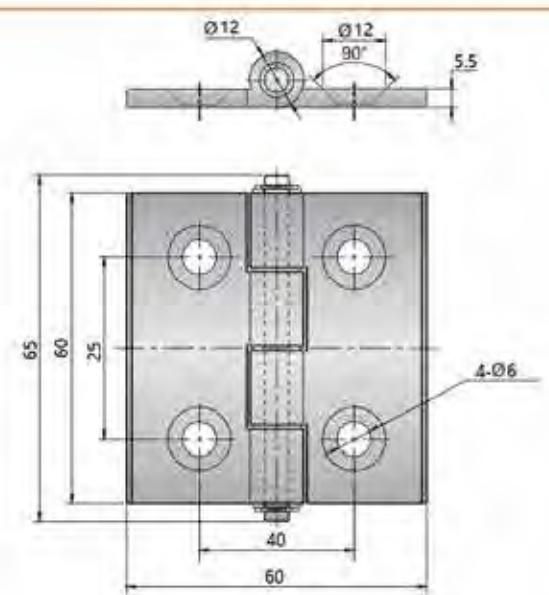
HL6379-4347

特征说明:

- > 材 质: SUS不锈钢主体, SUS卡簧, 销轴, POM衬套
- > 表面处理: ADC/SUS, 砂面, 镜面, 黑色, 白色
- > 结构功能: 铰链轴心设计零间隙, 保证门板安装精度, 内置衬套, 防止摩擦产生尘屑, 具有静音, 承重, 轻阻力
- > 用 途: 一般适用于检测设备, 环保, 半导体, 视觉检测, 锂电, 食品设备等自动化钣金框架
- > 备 注: 不受门板厚度限制

Feature Description:

Material: SUS stainless steel body, SUS circlip, pin shaft, POM bushing
Surface treatment: ADC/SUS, sand, mirror, black, white
Structural function: hinge shaft design zero gap, to ensure the installation accuracy of the door panel, built-in bushing, to prevent friction from dust, with silent, load-bearing and light resistance
Uses: Generally suitable for testing equipment, environmental protection, semiconductors, visual inspection, lithium batteries, food equipment and other automated sheet metal frames
Remarks: Not limited by door panel thickness

把手锁 Handle lock			
圆柱锁 Cylinder lock			
平面锁 Plane lock			
拉杆锁 Rod control lock			
面板锁 Panel lock			
搭扣锁 Tongue and Hook			
拉手 Handles			
限位 Door stop			
铰链 Hinge			
冷库把手 Handle latch			
磁吸 Magnet catch			
附件 Accessories			

HL6060-2540

Feature Description:

Material: SUS stainless steel body, SUS circlip, pin shaft, POM bushing
Surface treatment: ADC/SUS, sand, mirror, black, white
Structural function: hinge shaft design zero gap, to ensure the installation accuracy of the door panel, built-in bushing, to prevent friction from dust, with silent, load-bearing and light resistance
Uses: Generally suitable for testing equipment, environmental protection, semiconductors, visual inspection, lithium batteries, food equipment and other automated sheet metal frames
Remarks: Not limited by door panel thickness


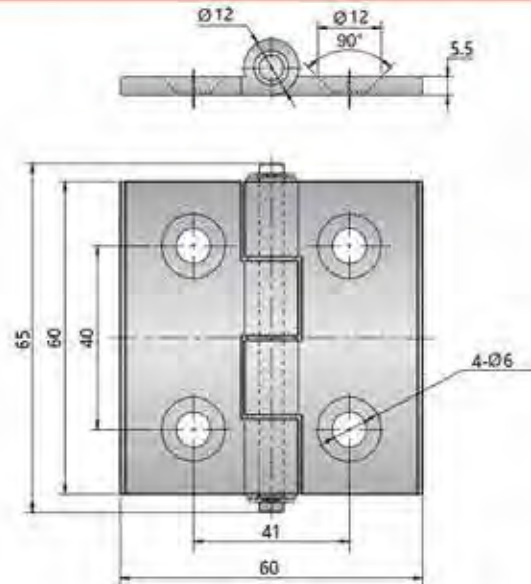
HL6060-4040

特征说明:

> 材 质: SUS不锈钢主体, SUS卡簧, 销轴, POM衬套
> 表面处理: ADC/SUS, 砂面, 镜面, 黑色, 白色
> 结构功能: 铰链轴心设计零间隙, 保证门板安装精度, 内置衬套, 防止摩擦产生尘屑, 具有静音, 承重, 轻阻力
> 用 途: 一般适用于检测设备, 环保, 半导体, 视觉检测, 锂电, 食品设备等自动化钣金框架
> 备 注: 不受门板厚度限制

Feature Description:

Material: SUS stainless steel body, SUS circlip, pin shaft, POM bushing
Surface treatment: ADC/SUS, sand, mirror, black, white
Structural function: hinge shaft design zero gap, to ensure the installation accuracy of the door panel, built-in bushing, to prevent friction from dust, with silent, load-bearing and light resistance
Uses: Generally suitable for testing equipment, environmental protection, semiconductors, visual inspection, lithium batteries, food equipment and other automated sheet metal frames
Remarks: Not limited by door panel thickness

把手锁 Handle lock			
圆柱锁 Cylinder lock			
平面锁 Plane lock			
连杆锁 Rod control lock			
面板锁 Panel lock			
搭扣锁 Tongle and Hook			
拉手 Handles			
限位 Door stop			
铰链 Hinge			
冷库把手 Handle latch			
磁吸 Magnet catch			
附件 Accessories			

HL6060-4041

特征说明:

- 材料: SUS不锈钢主体, SUS卡簧, 销轴, POM衬套
- 表面处理: ADC/SUS, 砂面, 镜面, 黑色, 白色
- 结构功能: 铰链轴心设计零间隙, 保证门板安装精度, 内置衬套, 防止摩擦产生尘屑, 具有静音, 承重, 轻阻力
- 用途: 一般适用于检测设备, 环保, 半导体, 视觉检测, 锂电, 食品设备等自动化钣金框架
- 备注: 不受门板厚度限制

Feature Description:

Material: SUS stainless steel body, SUS circlip, pin shaft, POM bushing
Surface treatment: ADC/SUS, sand, mirror, black, white
Structural function: hinge shaft design zero gap, to ensure the installation accuracy of the door panel, built-in bushing, to prevent friction from dust, with silent, load-bearing and light resistance
Uses: Generally suitable for testing equipment, environmental protection, semiconductors, visual inspection, lithium batteries, food equipment and other automated sheet metal frames
Remarks: Not limited by door panel thickness


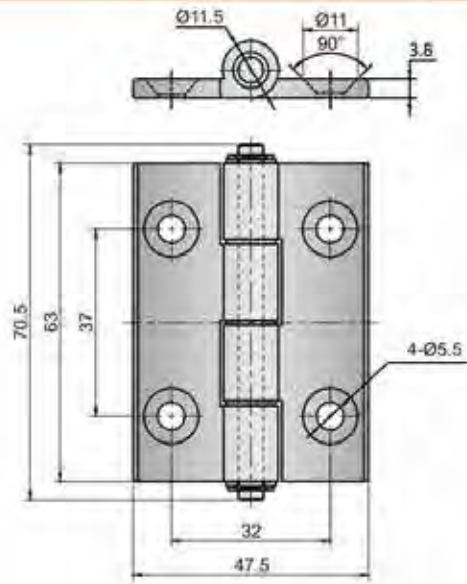
HL6060-4036

特征说明:

- 材料: SUS不锈钢主体, SUS卡簧, 销轴, POM衬套
- 表面处理: ADC/SUS, 砂面, 镜面, 黑色, 白色
- 结构功能: 铰链轴心设计零间隙, 保证门板安装精度, 内置衬套, 防止摩擦产生尘屑, 具有静音, 承重, 轻阻力
- 用途: 一般适用于检测设备, 环保, 半导体, 视觉检测, 锂电, 食品设备等自动化钣金框架
- 备注: 不受门板厚度限制

Feature Description:

Material: SUS stainless steel body, SUS circlip, pin shaft, POM bushing
Surface treatment: ADC/SUS, sand, mirror, black, white
Structural function: hinge shaft design zero gap, to ensure the installation accuracy of the door panel, built-in bushing, to prevent friction from dust, with silent, load-bearing and light resistance
Uses: Generally suitable for testing equipment, environmental protection, semiconductors, visual inspection, lithium batteries, food equipment and other automated sheet metal frames
Remarks: Not limited by door panel thickness

把手锁 Handle lock			
圆柱锁 Cylinder lock			
平面锁 Plane lock			
连杆锁 Rod control lock			
面板锁 Panel lock			
搭扣锁 Tongle and Hook			
拉手 Handles			
限位 Door stop			
铰链 Hinge			
冷库把手 Handle latch			
磁吸 Magnet catch			
附件 Accessories			

HL6354-3734

特征说明:

- 材料: SUS不锈钢主体, SUS卡簧, 销轴, POM衬套
- 表面处理: ADC/SUS, 砂面, 镜面, 黑色, 白色
- 结构功能: 铰链轴心设计零间隙, 保证门板安装精度, 内置衬套, 防止摩擦产生尘屑, 具有静音, 承重, 轻阻力
- 用途: 一般适用于检测设备, 环保, 半导体, 视觉检测, 锂电, 食品设备等自动化钣金框架
- 备注: 不受门板厚度限制

Feature Description:

Material: SUS stainless steel body, SUS circlip, pin shaft, POM bushing
Surface treatment: ADC/SUS, sand, mirror, black, white
Structural function: hinge shaft design zero gap, to ensure the installation accuracy of the door panel, built-in bushing, to prevent friction from dust, with silent, load-bearing and light resistance
Uses: Generally suitable for testing equipment, environmental protection, semiconductors, visual inspection, lithium batteries, food equipment and other automated sheet metal frames
Remarks: Not limited by door panel thickness


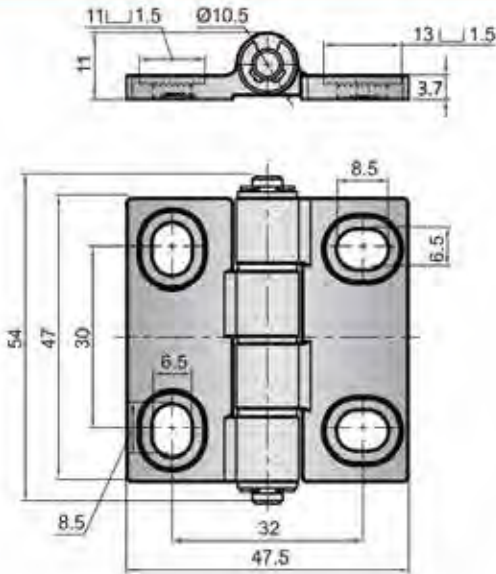
HL6163-3638KT

特征说明:

- 材料: SUS不锈钢主体, SUS卡簧, 销轴, POM衬套
- 表面处理: ADC/SUS, 砂面, 镜面, 黑色, 白色
- 结构功能: 铰链轴心设计零间隙, 保证门板安装精度, 内置衬套, 防止摩擦产生尘屑, 具有静音, 承重, 轻阻力
- 用途: 一般适用于检测设备, 环保, 半导体, 视觉检测, 锂电, 食品设备等自动化钣金框架
- 备注: 不受门板厚度限制

Feature Description:

Material: SUS stainless steel body, SUS circlip, pin shaft, POM bushing
Surface treatment: ADC/SUS, sand, mirror, black, white
Structural function: hinge shaft design zero gap, to ensure the installation accuracy of the door panel, built-in bushing, to prevent friction from dust, with silent, load-bearing and light resistance
Uses: Generally suitable for testing equipment, environmental protection, semiconductors, visual inspection, lithium batteries, food equipment and other automated sheet metal frames
Remarks: Not limited by door panel thickness

把手锁 Handle lock			
圆柱锁 Cylinder lock			
平面锁 Plane lock			
拉杆锁 Rod control lock			
面板锁 Panel lock			
搭扣锁 Tongle and Hook			
拉手 Handles			
限位 Door stop			
铰链 Hinge			
冷库把手 Handle latch			
磁吸 Magnet catch			
附件 Accessories			

HL4747-3033ST

特征说明:

- 材 质: SUS不锈钢主体, SUS卡簧, 销轴, POM衬套
- 表面处理: ADC/SUS, 砂面, 镜面, 黑色, 白色
- 结构功能: 铰链轴心设计零间隙, 保证门板安装精度, 内置衬套, 防止摩擦产生尘屑, 具有静音, 承重, 轻阻力
- 用 途: 一般适用于检测设备, 环保, 半导体, 视觉检测, 锂电, 食品设备等自动化钣金框架
- 备 注: 不受门板厚度限制

Feature Description:


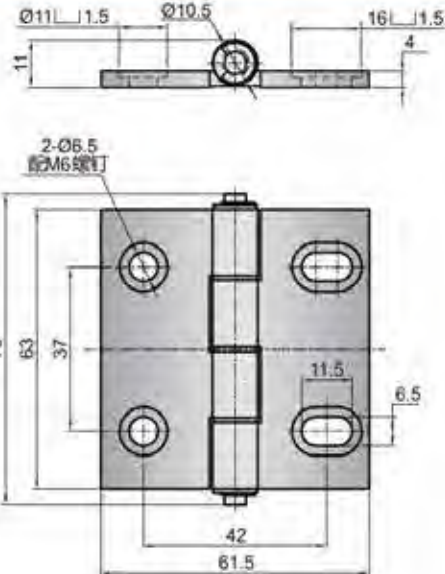
Material: SUS stainless steel body, SUS circlip, pin shaft, POM bushing

Surface treatment: ADC/SUS, sand, mirror, black, white

Structural function: hinge shaft design zero gap, to ensure the installation accuracy of the door panel, built-in bushing, to prevent friction from dust, with silent, load-bearing and light resistance

Uses: Generally suitable for testing equipment, environmental protection, semiconductors, visual inspection, lithium batteries, food equipment and other automated sheet metal frames

Remarks: Not limited by door panel thickness

把手锁 Handle lock			
圆柱锁 Cylinder lock			
平面锁 Plane lock			
拉杆锁 Rod control lock			
面板锁 Panel lock			
搭扣锁 Tongle and Hook			
拉手 Handles			
限位 Door stop			
铰链 Hinge			
冷库把手 Handle latch			
磁吸 Magnet catch			
附件 Accessories			

HL6163-3745KT

特征说明:

- 材 质: SUS不锈钢主体, SUS卡簧, 销轴, POM衬套
- 表面处理: ADC/SUS, 砂面, 镜面, 黑色, 白色
- 结构功能: 铰链轴心设计零间隙, 保证门板安装精度, 内置衬套, 防止摩擦产生尘屑, 具有静音, 承重, 轻阻力
- 用 途: 一般适用于检测设备, 环保, 半导体, 视觉检测, 锂电, 食品设备等自动化钣金框架
- 备 注: 不受门板厚度限制

Feature Description:


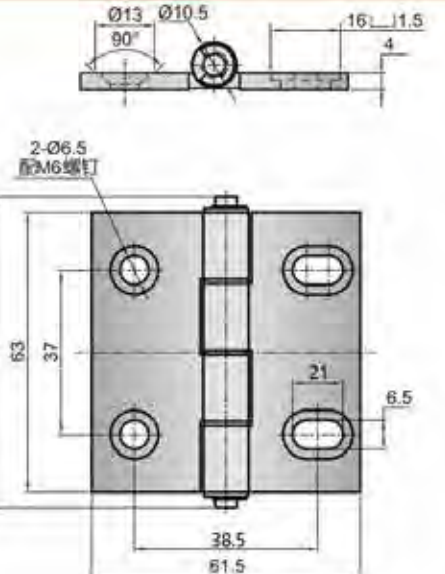
Material: SUS stainless steel body, SUS circlip, pin shaft, POM bushing

Surface treatment: ADC/SUS, sand, mirror, black, white

Structural function: hinge shaft design zero gap, to ensure the installation accuracy of the door panel, built-in bushing, to prevent friction from dust, with silent, load-bearing and light resistance

Uses: Generally suitable for testing equipment, environmental protection, semiconductors, visual inspection, lithium batteries, food equipment and other automated sheet metal frames

Remarks: Not limited by door panel thickness

把手锁 Handle lock			
圆柱锁 Cylinder lock			
平面锁 Plane lock			
拉杆锁 Rod control lock			
面板锁 Panel lock			
搭扣锁 Tongle and Hook			
拉手 Handles			
限位 Door stop			
铰链 Hinge			
冷库把手 Handle latch			
磁吸 Magnet catch			
附件 Accessories			

HL6163-1BT

特征说明:

- 材 质: SUS不锈钢主体, SUS卡簧, 销轴, POM衬套
- 表面处理: ADC/SUS, 砂面, 镜面, 黑色, 白色
- 结构功能: 铰链轴心设计零间隙, 保证门板安装精度, 内置衬套, 防止摩擦产生尘屑, 具有静音, 承重, 轻阻力
- 用 途: 一般适用于检测设备, 环保, 半导体, 视觉检测, 锂电, 食品设备等自动化钣金框架
- 备 注: 不受门板厚度限制

Feature Description:

Material: SUS stainless steel body, SUS circlip, pin shaft, POM bushing

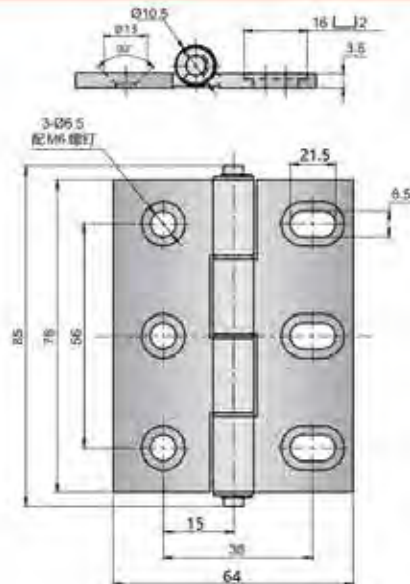
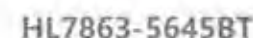
Surface treatment: ADC/SUS, sand, mirror, black, white

Structural function: hinge shaft design zero gap, to ensure the installation accuracy of the door panel, built-in bushing, to prevent friction from dust, with silent, load-bearing and light resistance

Uses: Generally suitable for testing equipment, environmental protection, semiconductors, visual inspection, lithium batteries, food equipment and other automated sheet metal frames

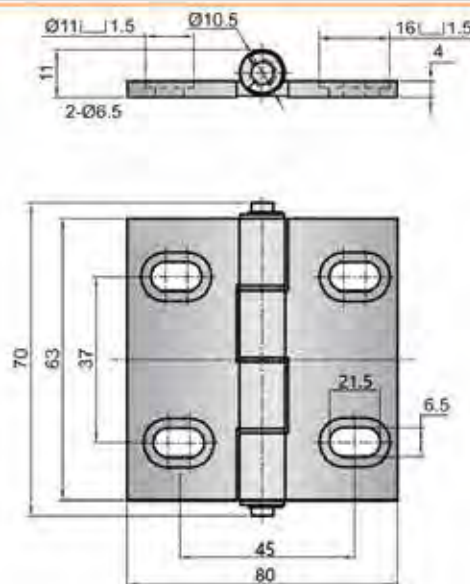
Remarks: Not limited by door panel thickness

附件
Accessories



- >材 质: SUS不锈钢主体, SUS卡盖, 铜轴, POM衬套
- >表面处理: ADC/SUS, 砂面, 镜面, 黑色, 白色
- >结构功能: 按轴轴心设计零间隙, 保证门板安装精度, 共
置衬套, 防止摩擦产生粉尘, 静音, 承重, 抗阻力
- >用 途: 一般适用于检测设备, 环保, 半导体, 视觉检
测, 电镀, 食品设备等自动化钣金框架
- >备 注: 不登门板厚度限制

Material: SUS stainless steel body, SUS circlip, pin shaft, POM bushing
Surface treatment: ADC/SUS, sand, mirror, black, white
Structural function: hinge shaft design zero gap, to ensure the installation accuracy of the door panel, built-in bushing, to prevent friction from dust, with silent, load-bearing and light resistance
Uses: Generally suitable for testing equipment, environmental protection, semiconductors, visual inspection, lithium batteries, food equipment and other automated sheet metal frames
Remarks: Not limited by door panel thickness



●材 质: SUS不锈钢主体, SUS卡簧, 钢轴, POM衬套
●表面处理: ADC/SUS, 砂面, 镜面, 黑色, 白色
●结构功能: 按钮轴心设计奇巧, 保证门板安装精度, 内
置衬套, 防止摩擦产生尘屑, 具有静音, 承重, 轻阻力
●用 途: 一般适用于检测设备, 环保, 半导体, 视觉检
测, 锂电, 食品设备等自动化钣金箱体
●备 注: 不受门板厚度限制

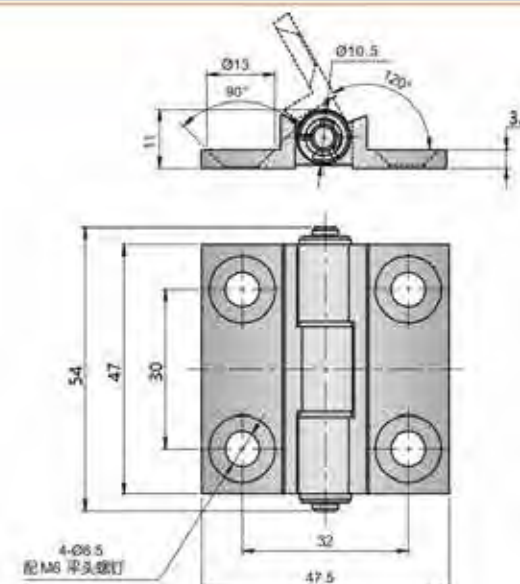
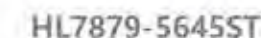
Material: SUS stainless steel body, SUS circlip, pin shaft, POM bushing
Surface treatment: ADC/SUS, sand, mirror, black, white
Structural function: hinge shaft design zero gap, to ensure the installation accuracy of the door panel, built-in bushing, to prevent friction from dust, with silent, load-bearing and light resistance
Uses: Generally suitable for testing equipment, environmental protection, semiconductors, visual inspection, lithium batteries, food equipment and other automated sheet metal frames
Remarks: Not limited by door panel thickness

Technical drawing of a mechanical part, showing a side view (top) and a front view (bottom). The side view shows a cylindrical part with a central hole of diameter 10.5 and a flange of diameter 26. The front view shows a rectangular plate with a central slot and six oval-shaped holes arranged in two columns of three. Dimensions are provided in millimeters.

HL7879-5645ST

Material: SUS stainless steel body, SUS circlip, pin shaft, POM bushing
Surface treatment: ADC/SUS, sand, mirror, black, white
Structural function: hinge shaft design zero gap, to ensure the installation accuracy of the door panel, built-in bushing, to prevent friction from dust, with silent, load-bearing and light resistance
Uses: Generally suitable for testing equipment, environmental protection, semiconductors, visual inspection, lithium batteries, food equipment and other automated sheet metal frames
Remarks: Not limited by door panel thickness



- 材 质 SUS不锈钢主体, SUS卡簧, 销轴, POM衬套
- 表面处理 ADC/SUS, 砂面、镜面, 黑色、白色
- 结构功能 快捷插心设计零间隙, 保证门板安装精度; 内置衬套, 防止摩擦产生尘屑, 具有静音、承重、轻阻力
- 用 途 一般适用于检测设备、环保、半导体、视觉检测、锂电、食品设备自动化锡金框架
- 备 注 不兼容钢板玻璃门



HL4747-3031X

Material: SUS stainless steel body, SUS circlip, pin shaft, POM bushing
Surface treatment: ADC/SUS, sand, mirror, black, white
Structural function: hinge shaft design zero gap, to ensure the installation accuracy of the door panel, built-in bushing, to prevent friction from dust, with silent, load-bearing and light resistance
Uses: Generally suitable for testing equipment, environmental protection, semiconductors, visual inspection, lithium batteries, food equipment and other automated sheet metal frames
Remarks: Not limited by door panel thickness

- 材 质: SUS不锈钢主体, SUS卡簧, 铜轴, POM衬套
- 表面处理: ADC/SUS, 砂面, 镜面, 黑色, 白色
- 结构功能: 经轴心设计零摩擦, 零门板安装精度, 内
置弹簧, 防止摩擦产生尘埃, 具有静载、承重、轻阻力
- 用 途: 一般适用于检测设备, 环保, 半导体, 精密检
测, 锂电, 食品设备等自动化设备框架
- 备 注: 不啮门板厚度限制

把手锁 Handle lock			
圆柱锁 Cylinder lock			
平面锁 Plane lock			
杆控锁 Rod control lock			
面板锁 Panel lock			
搭扣锁 Tongle and Hook			
拉手 Handles			
限位 Door stop			
铰链 Hinge			
冷库把手 Handle latch			
磁吸 Magnet catch			
附件 Accessories			

HL6163-3735X

特征说明:

- 材 质: SUS不锈钢主体, SUS卡圈, 销轴, POM衬套
- 表面处理: ADC/SUS, 砂面, 镜面, 黑色, 白色
- 结构功能: 铰链轴心设计零间隙, 保证门板安装精度, 内置衬套, 防止摩擦产生异响, 具有静音, 承重, 轻阻力
- 用 途: 一般适用于检测设备, 环保, 半导体, 视觉检测, 锂电, 食品设备等自动化钣金框架
- 备 注: 不受门板厚度限制

Feature Description:


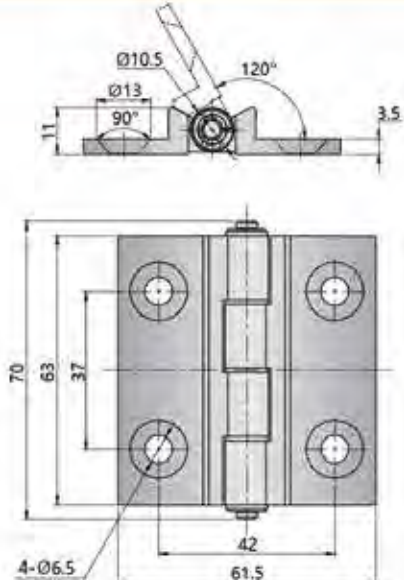

Material: SUS stainless steel body, SUS circlip, pin shaft, POM bushing

Surface treatment: ADC/SUS, sand, mirror, black, white

Structural function: hinge shaft design zero gap, to ensure the installation accuracy of the door panel, built-in bushing, to prevent friction from dust, with silent, load-bearing and light resistance

Uses: Generally suitable for testing equipment, environmental protection, semiconductors, visual inspection, lithium batteries, food equipment and other automated sheet metal frames

Remarks: Not limited by door panel thickness

把手锁 Handle lock			
圆柱锁 Cylinder lock			
平面锁 Plane lock			
杆控锁 Rod control lock			
面板锁 Panel lock			
搭扣锁 Tongle and Hook			
拉手 Handles			
限位 Door stop			
铰链 Hinge			
冷库把手 Handle latch			
磁吸 Magnet catch			
附件 Accessories			

HL6163-3742X

特征说明:

- 材 质: SUS不锈钢主体, SUS卡圈, 销轴, POM衬套
- 表面处理: ADC/SUS, 砂面, 镜面, 黑色, 白色
- 结构功能: 铰链轴心设计零间隙, 保证门板安装精度, 内置衬套, 防止摩擦产生异响, 具有静音, 承重, 轻阻力
- 用 途: 一般适用于检测设备, 环保, 半导体, 视觉检测, 锂电, 食品设备等自动化钣金框架
- 备 注: 不受门板厚度限制

Feature Description:

Material: SUS stainless steel body, SUS circlip, pin shaft, POM bushing

Surface treatment: ADC/SUS, sand, mirror, black, white


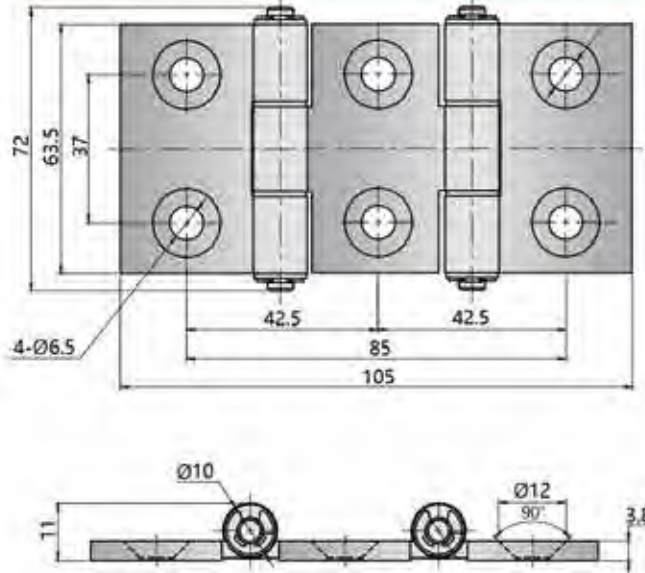
Structural function: hinge shaft design zero gap, to ensure the installation accuracy of the door panel, built-in bushing, to prevent friction from dust, with silent, load-bearing and light resistance

Uses: Generally suitable for testing equipment, environmental protection, semiconductors, visual inspection, lithium batteries, food equipment and other automated sheet metal frames

Remarks: Not limited by door panel thickness

把手锁 Handle lock	 HL4778-303263	 54.4 47.4 30 32 64 78.9 6- $\phi 6.4$ 11.2 $\phi 10.9$ $\phi 13.2$ 90° 3.9	特征说明: > 材 质: SUS不锈钢主体, SUS卡簧, 销轴, POM衬套 > 表面处理: ADC/SUS, 砂面, 镜面, 黑色, 白色 > 结构功能: 铰链轴心设计零间隙, 保证门板安装精度, 内置衬套, 防止摩擦产生异响, 具有静音, 承重, 轻阻力 > 用 途: 一般适用于检测设备, 环保, 半导体, 视觉检测, 锂电, 食品设备等自动化钣金框架 > 备 注: 不受门板厚度限制	Feature Description: Material: SUS stainless steel body, SUS circlip, pin shaft, POM bushing Surface treatment: ADC/SUS, sand, mirror, black, white Structural function: hinge shaft design zero gap, to ensure the installation accuracy of the door panel, built-in bushing, to prevent friction from dust, with silent, load-bearing and light resistance Uses: Generally suitable for testing equipment, environmental protection, semiconductors, visual inspection, lithium batteries, food equipment and other automated sheet metal frames Remarks: Not limited by door panel thickness
圆柱锁 Cylinder lock				
平面锁 Plane lock				
杆控锁 Rod control lock				
面板锁 Panel lock	 HL4778-273162	 54.4 47.4 28 31 62 78.9 6- $\phi 6.4$ 11.2 $\phi 10.9$ $\phi 13.2$ 90° 3.9	特征说明: > 材 质: SUS不锈钢主体, SUS卡簧, 销轴, POM衬套 > 表面处理: ADC/SUS, 砂面, 镜面, 黑色, 白色 > 结构功能: 铰链轴心设计零间隙, 保证门板安装精度, 内置衬套, 防止摩擦产生异响, 具有静音, 承重, 轻阻力 > 用 途: 一般适用于检测设备, 环保, 半导体, 视觉检测, 锂电, 食品设备等自动化钣金框架 > 备 注: 不受门板厚度限制	Feature Description: Material: SUS stainless steel body, SUS circlip, pin shaft, POM bushing Surface treatment: ADC/SUS, sand, mirror, black, white Structural function: hinge shaft design zero gap, to ensure the installation accuracy of the door panel, built-in bushing, to prevent friction from dust, with silent, load-bearing and light resistance Uses: Generally suitable for testing equipment, environmental protection, semiconductors, visual inspection, lithium batteries, food equipment and other automated sheet metal frames Remarks: Not limited by door panel thickness
搭扣锁 Tongue and Hook				
拉手 Handles				
限位 Door stop				
铰链 Hinge	 HL63103-374284	 70.4 63.4 37 42 84 103.9 6- $\phi 6.4$ 11.2 $\phi 10.9$ $\phi 13.2$ 90° 3.9	特征说明: > 材 质: SUS不锈钢主体, SUS卡簧, 销轴, POM衬套 > 表面处理: ADC/SUS, 砂面, 镜面, 黑色, 白色 > 结构功能: 铰链轴心设计零间隙, 保证门板安装精度, 内置衬套, 防止摩擦产生异响, 具有静音, 承重, 轻阻力 > 用 途: 一般适用于检测设备, 环保, 半导体, 视觉检测, 锂电, 食品设备等自动化钣金框架 > 备 注: 不受门板厚度限制	Feature Description: Material: SUS stainless steel body, SUS circlip, pin shaft, POM bushing Surface treatment: ADC/SUS, sand, mirror, black, white Structural function: hinge shaft design zero gap, to ensure the installation accuracy of the door panel, built-in bushing, to prevent friction from dust, with silent, load-bearing and light resistance Uses: Generally suitable for testing equipment, environmental protection, semiconductors, visual inspection, lithium batteries, food equipment and other automated sheet metal frames Remarks: Not limited by door panel thickness
冷库把手 Handle latch				
磁吸 Magnet catch				
附件 Accessories				

把手锁 Handle lock	 HL4790-283672	 54.4 47.4 28 36 72 89.9 6- $\phi 6.4$ 11.2 $\phi 10.9$ $\phi 13.2$ 90° 3.9	特征说明: > 材 质: SUS不锈钢主体, SUS卡簧, 销轴, POM衬套 > 表面处理: ADC/SUS, 砂面, 镜面, 黑色, 白色 > 结构功能: 铰链轴心设计零间隙, 保证门板安装精度, 内置衬套, 防止摩擦产生异响, 具有静音, 承重, 轻阻力 > 用 途: 一般适用于检测设备, 环保, 半导体, 视觉检测, 锂电, 食品设备等自动化钣金框架 > 备 注: 不受门板厚度限制	Feature Description: Material: SUS stainless steel body, SUS circlip, pin shaft, POM bushing Surface treatment: ADC/SUS, sand, mirror, black, white Structural function: hinge shaft design zero gap, to ensure the installation accuracy of the door panel, built-in bushing, to prevent friction from dust, with silent, load-bearing and light resistance Uses: Generally suitable for testing equipment, environmental protection, semiconductors, visual inspection, lithium batteries, food equipment and other automated sheet metal frames Remarks: Not limited by door panel thickness
圆柱锁 Cylinder lock				
平面锁 Plane lock				
杆控锁 Rod control lock				
面板锁 Panel lock	 HL63103-374284	 70.4 63.4 37 42 84 103.9 6- $\phi 6.4$ 11.2 $\phi 10.9$ $\phi 13.2$ 90° 3.9	特征说明: > 材 质: SUS不锈钢主体, SUS卡簧, 销轴, POM衬套 > 表面处理: ADC/SUS, 砂面, 镜面, 黑色, 白色 > 结构功能: 铰链轴心设计零间隙, 保证门板安装精度, 内置衬套, 防止摩擦产生异响, 具有静音, 承重, 轻阻力 > 用 途: 一般适用于检测设备, 环保, 半导体, 视觉检测, 锂电, 食品设备等自动化钣金框架 > 备 注: 不受门板厚度限制	Feature Description: Material: SUS stainless steel body, SUS circlip, pin shaft, POM bushing Surface treatment: ADC/SUS, sand, mirror, black, white Structural function: hinge shaft design zero gap, to ensure the installation accuracy of the door panel, built-in bushing, to prevent friction from dust, with silent, load-bearing and light resistance Uses: Generally suitable for testing equipment, environmental protection, semiconductors, visual inspection, lithium batteries, food equipment and other automated sheet metal frames Remarks: Not limited by door panel thickness
搭扣锁 Tongue and Hook				
拉手 Handles				
限位 Door stop				
铰链 Hinge	 HL63103-374284	 70.4 63.4 37 42 84 103.9 6- $\phi 6.4$ 11.2 $\phi 10.9$ $\phi 13.2$ 90° 3.9	特征说明: > 材 质: SUS不锈钢主体, SUS卡簧, 销轴, POM衬套 > 表面处理: ADC/SUS, 砂面, 镜面, 黑色, 白色 > 结构功能: 铰链轴心设计零间隙, 保证门板安装精度, 内置衬套, 防止摩擦产生异响, 具有静音, 承重, 轻阻力 > 用 途: 一般适用于检测设备, 环保, 半导体, 视觉检测, 锂电, 食品设备等自动化钣金框架 > 备 注: 不受门板厚度限制	Feature Description: Material: SUS stainless steel body, SUS circlip, pin shaft, POM bushing Surface treatment: ADC/SUS, sand, mirror, black, white Structural function: hinge shaft design zero gap, to ensure the installation accuracy of the door panel, built-in bushing, to prevent friction from dust, with silent, load-bearing and light resistance Uses: Generally suitable for testing equipment, environmental protection, semiconductors, visual inspection, lithium batteries, food equipment and other automated sheet metal frames Remarks: Not limited by door panel thickness
冷库把手 Handle latch				
磁吸 Magnet catch				
附件 Accessories				

把手锁 Handle lock			
圆柱锁 Cylinder lock			
平面锁 Plane lock			
拉杆锁 Rod control lock			
面板锁 Panel lock			
搭扣锁 Tongle and hook			
拉手 Handles			
限位 Door stop			
铰链 Hinge			
冷库把手 Handle latch			
磁吸 Magnet catch			
附件 Accessories			

HL63103-374284

特征说明:

- 材料: SUS不锈钢主体, SUS卡簧, 销轴, POM衬套
- 表面处理: ADC/SUS, 砂面, 镜面, 黑色, 白色
- 结构功能: 铰链轴心设计零间隙, 保证门板安装精度, 内置衬套, 防止摩擦产生尘屑, 具有静音, 承重, 轻阻力
- 用途: 一般适用于检测设备, 环保, 半导体, 视觉检测, 锂电, 食品设备等自动化钣金框架
- 备注: 不受门板厚度限制

Feature Description:

Material: SUS stainless steel body, SUS circlip, pin shaft, POM bushing
Surface treatment: ADC/SUS, sand, mirror, black, white
Structural function: hinge shaft design zero gap, to ensure the installation accuracy of the door panel, built-in bushing, to prevent friction from dust, with silent, load-bearing and light resistance
Uses: Generally suitable for testing equipment, environmental protection, semiconductors, visual inspection, lithium batteries, food equipment and other automated sheet metal frames
Remarks: Not limited by door panel thickness


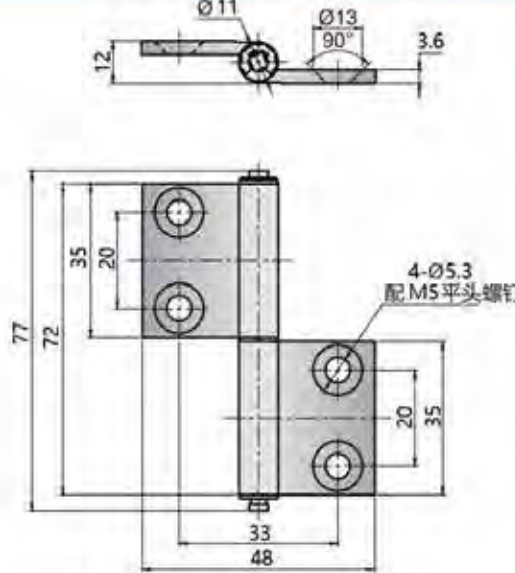
HL7890-563672

特征说明:

- 材料: SUS不锈钢主体, SUS卡簧, 销轴, POM衬套
- 表面处理: ADC/SUS, 砂面, 镜面, 黑色, 白色
- 结构功能: 铰链轴心设计零间隙, 保证门板安装精度, 内置衬套, 防止摩擦产生尘屑, 具有静音, 承重, 轻阻力
- 用途: 一般适用于检测设备, 环保, 半导体, 视觉检测, 锂电, 食品设备等自动化钣金框架
- 备注: 不受门板厚度限制

Feature Description:

Material: SUS stainless steel body, SUS circlip, pin shaft, POM bushing
Surface treatment: ADC/SUS, sand, mirror, black, white
Structural function: hinge shaft design zero gap, to ensure the installation accuracy of the door panel, built-in bushing, to prevent friction from dust, with silent, load-bearing and light resistance
Uses: Generally suitable for testing equipment, environmental protection, semiconductors, visual inspection, lithium batteries, food equipment and other automated sheet metal frames
Remarks: Not limited by door panel thickness

把手锁 Handle lock			
圆柱锁 Cylinder lock			
平面锁 Plane lock			
拉杆锁 Rod control lock			
面板锁 Panel lock			
搭扣锁 Tongle and hook			
拉手 Handles			
限位 Door stop			
铰链 Hinge			
冷库把手 Handle latch			
磁吸 Magnet catch			
附件 Accessories			

HL4735-2521C

Feature Description:

Material: SUS stainless steel body, SUS circlip, pin shaft, POM bushing
Surface treatment: ADC/SUS, sand, mirror, black, white
Structural function: hinge shaft design zero gap, to ensure the installation accuracy of the door panel, built-in bushing, to prevent friction from dust, with silent, load-bearing and light resistance
Uses: Generally suitable for testing equipment, environmental protection, semiconductors, visual inspection, lithium batteries, food equipment and other automated sheet metal frames
Remarks: Not limited by door panel thickness

特征说明:

- 材料: SUS不锈钢主体, SUS卡簧, 销轴, POM衬套
- 表面处理: ADC/SUS, 砂面, 镜面, 黑色, 白色
- 结构功能: 铰链轴心设计零间隙, 保证门板安装精度, 内置衬套, 防止摩擦产生尘屑, 具有静音, 承重, 轻阻力
- 用途: 一般适用于检测设备, 环保, 半导体, 视觉检测, 锂电, 食品设备等自动化钣金框架
- 备注: 不受门板厚度限制


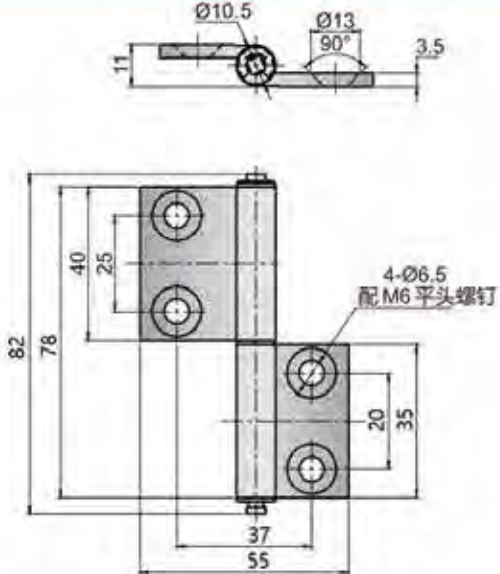
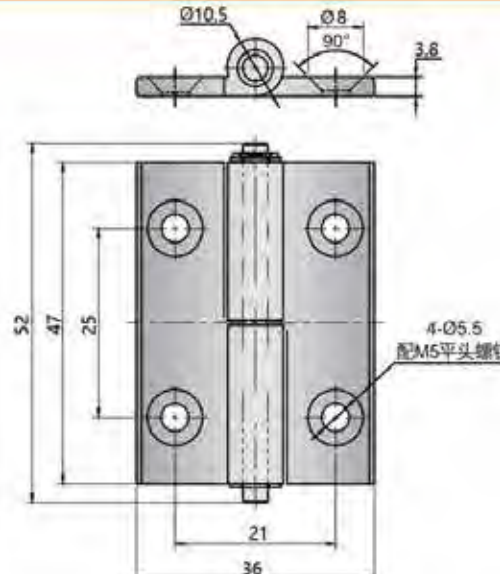

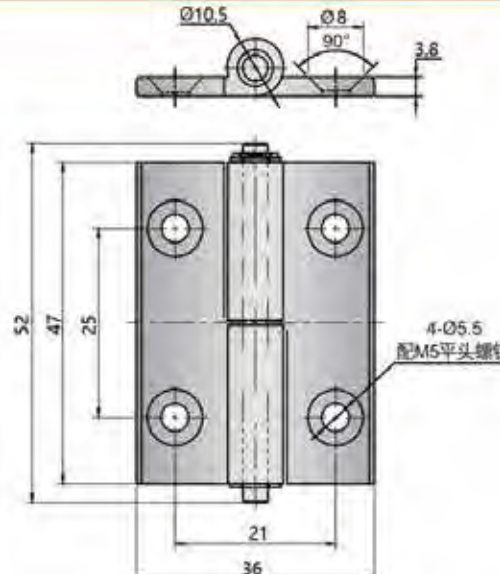
HL3640-2525C

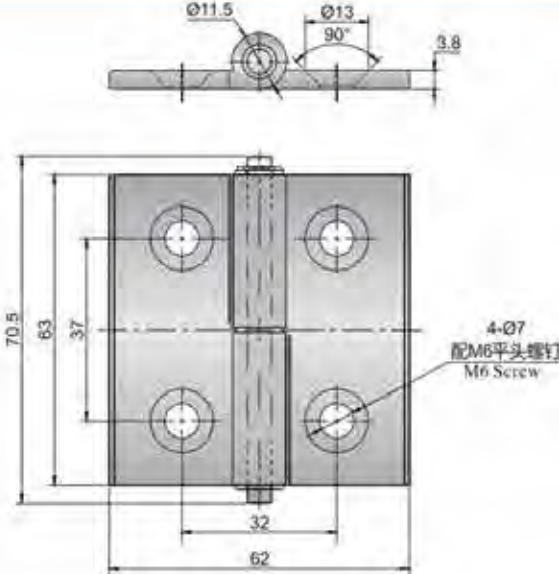


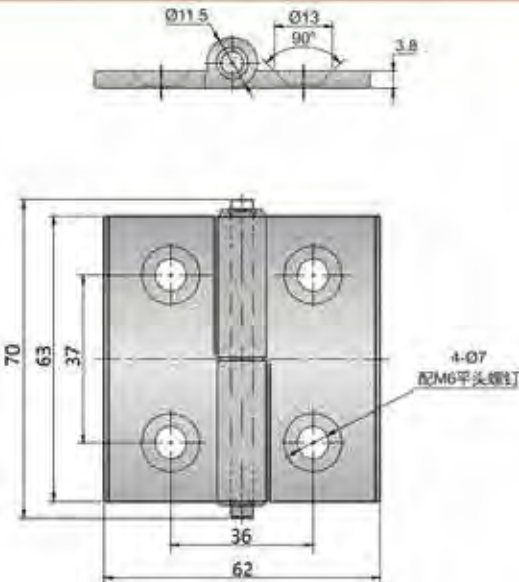


Feature Description:


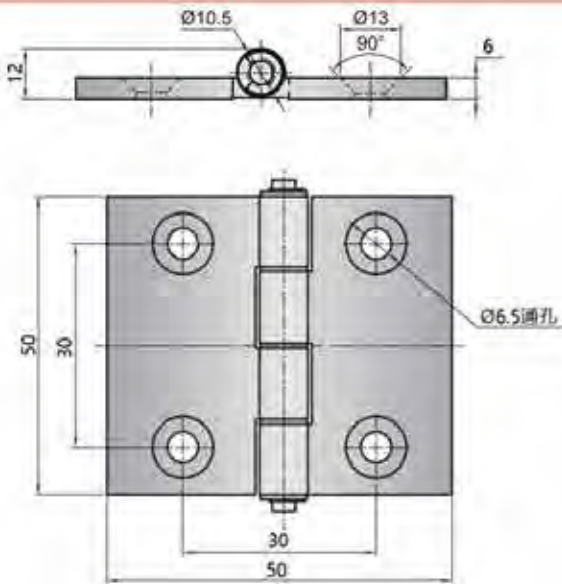
Material: SUS stainless steel body, SUS circlip, pin shaft, POM bushing
Surface treatment: ADC/SUS, sand, mirror, black, white
Structural function: hinge shaft design zero gap, to ensure the installation accuracy of the door panel, built-in bushing, to prevent friction from dust, with silent, load-bearing and light resistance
Uses: Generally suitable for testing equipment, environmental protection, semiconductors, visual inspection, lithium batteries, food equipment and other automated sheet metal frames
Remarks: Not limited by door panel thickness

特征说明:

- 材料: SUS不锈钢主体, SUS卡簧, 销轴, POM衬套
- 表面处理: ADC/SUS, 砂面, 镜面, 黑色, 白色
- 结构功能: 铰链轴心设计零间隙, 保证门板安装精度, 内置衬套, 防止摩擦产生尘屑, 具有静音, 承重, 轻阻力
- 用途: 一般适用于检测设备, 环保, 半导体, 视觉检测, 锂电, 食品设备等自动化钣金框架
- 备注: 不受门板厚度限制

把手锁 Handle lock	 HL4025-3220C		Feature Description: Material: SUS stainless steel body, SUS circlip, pin shaft, POM bushing Surface treatment: ADC/SUS, sand, mirror, black, white Structural function: hinge shaft design zero gap, to ensure the installation accuracy of the door panel, built-in bushing, to prevent friction from dust, with silent, load-bearing and light resistance Uses: Generally suitable for testing equipment, environmental protection, semiconductors, visual inspection, lithium batteries, food equipment and other automated sheet metal frames Remarks: Not limited by door panel thickness
圆柱锁 Cylinder lock			
平面锁 Plane lock			
连杆锁 Rod control lock			
面板锁 Panel lock	特征说明: ➢ 材 质: SUS不锈钢主体, SUS卡簧, 销轴, POM衬套 ➢ 表面处理: ADC/SUS, 砂面, 镜面, 黑色, 白色 ➢ 结构功能: 铰链轴心设计零间隙, 保证门板安装精度, 内置衬套, 防止摩擦产生尘屑, 具有静音, 承重, 轻阻力 ➢ 用 途: 一般适用于检测设备, 环保, 半导体, 视觉检测, 锂电, 食品设备等自动化钣金框架 ➢ 备 注: 不受门板厚度限制		Feature Description: Material: SUS stainless steel body, SUS circlip, pin shaft, POM bushing Surface treatment: ADC/SUS, sand, mirror, black, white Structural function: hinge shaft design zero gap, to ensure the installation accuracy of the door panel, built-in bushing, to prevent friction from dust, with silent, load-bearing and light resistance Uses: Generally suitable for testing equipment, environmental protection, semiconductors, visual inspection, lithium batteries, food equipment and other automated sheet metal frames Remarks: Not limited by door panel thickness
搭扣锁 Tonggle and hook			
拉手 Handles			
限位 Door stop			
铰链 Hinge	 HL4735-2521C		Feature Description: Material: SUS stainless steel body, SUS circlip, pin shaft, POM bushing Surface treatment: ADC/SUS, sand, mirror, black, white Structural function: hinge shaft design zero gap, to ensure the installation accuracy of the door panel, built-in bushing, to prevent friction from dust, with silent, load-bearing and light resistance Uses: Generally suitable for testing equipment, environmental protection, semiconductors, visual inspection, lithium batteries, food equipment and other automated sheet metal frames Remarks: Not limited by door panel thickness
冷库把手 Handle latch			
磁吸 Magnet catch			
附件 Accessories			

	 HL4747-3032C		把手锁 Handle lock
			圆柱锁 Cylinder lock
			平面锁 Plane lock
			连杆锁 Rod control lock
Feature Description: Material: SUS stainless steel body, SUS circlip, pin shaft, POM bushing Surface treatment: ADC/SUS, sand, mirror, black, white Structural function: hinge shaft design zero gap, to ensure the installation accuracy of the door panel, built-in bushing, to prevent friction from dust, with silent, load-bearing and light resistance Uses: Generally suitable for testing equipment, environmental protection, semiconductors, visual inspection, lithium batteries, food equipment and other automated sheet metal frames Remarks: Not limited by door panel thickness	特征说明: ➢ 材 质: SUS不锈钢主体, SUS卡簧, 销轴, POM衬套 ➢ 表面处理: ADC/SUS, 砂面, 镜面, 黑色, 白色 ➢ 结构功能: 铰链轴心设计零间隙, 保证门板安装精度, 内置衬套, 防止摩擦产生尘屑, 具有静音, 承重, 轻阻力 ➢ 用 途: 一般适用于检测设备, 环保, 半导体, 视觉检测, 锂电, 食品设备等自动化钣金框架 ➢ 备 注: 不受门板厚度限制		面板锁 Panel lock
			搭扣锁 Tonggle and Hook
	 HL6361-3735C		拉手 Handles
			限位 Door stop
			铰链 Hinge
			冷库把手 Handle latch
Feature Description: Material: SUS stainless steel body, SUS circlip, pin shaft, POM bushing Surface treatment: ADC/SUS, sand, mirror, black, white Structural function: hinge shaft design zero gap, to ensure the installation accuracy of the door panel, built-in bushing, to prevent friction from dust, with silent, load-bearing and light resistance Uses: Generally suitable for testing equipment, environmental protection, semiconductors, visual inspection, lithium batteries, food equipment and other automated sheet metal frames Remarks: Not limited by door panel thickness	特征说明: ➢ 材 质: SUS不锈钢主体, SUS卡簧, 销轴, POM衬套 ➢ 表面处理: ADC/SUS, 砂面, 镜面, 黑色, 白色 ➢ 结构功能: 铰链轴心设计零间隙, 保证门板安装精度, 内置衬套, 防止摩擦产生尘屑, 具有静音, 承重, 轻阻力 ➢ 用 途: 一般适用于检测设备, 环保, 半导体, 视觉检测, 锂电, 食品设备等自动化钣金框架 ➢ 备 注: 不受门板厚度限制		磁吸 Magnet catch
			附件 Accessories

把手锁 Handle lock			
圆柱锁 Cylinder lock			
平面锁 Plane lock			
连杆锁 Rod control lock			
面板锁 Panel lock			
搭扣锁 Tongue and Hook			
拉手 Handles			
限位 Door stop			
铰链 Hinge			
冷库把手 Handle latch			
磁吸 Magnet catch			
附件 Accessories			


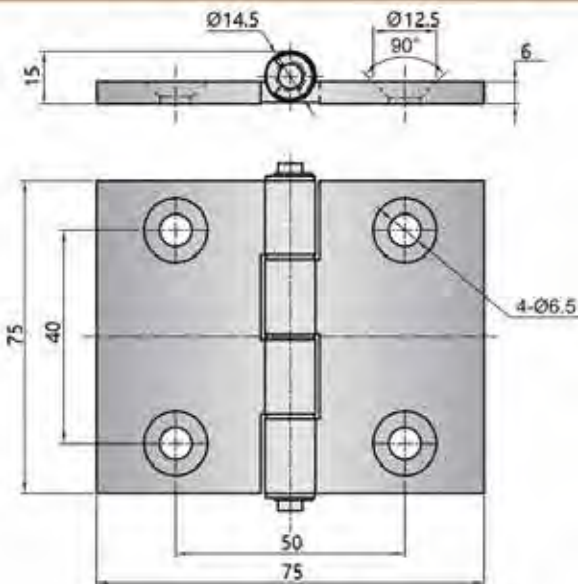
HL5050-3030

特征说明:

- > 材 质: SUS不锈钢主体, SUS卡簧, 销轴
- > 表面处理: 镜面
- > 结构功能: 铰链轴心设计零间隙, 保证门板安装精度, 内置衬套, 防止摩擦产生尘粉, 具有静音, 承重, 轻阻力
- > 用 途: 一般适用于检测设备, 环保, 半导体, 视觉检测, 锂电, 食品设备等自动化钣金框架
- > 备 注: 不受门板厚度限制

Feature Description:

Material: SUS stainless steel body, SUS circlip, pin shaft
Surface treatment: mirror
Structural function: hinge shaft design zero gap, to ensure the installation accuracy of the door panel, built-in bushing, to prevent friction from dust, with silent, load-bearing and light resistance
Uses: Generally suitable for testing equipment, environmental protection, semiconductors, visual inspection, lithium batteries, food equipment and other automated sheet metal frames
Remarks: Not limited by door panel thickness

把手锁 Handle lock			
圆柱锁 Cylinder lock			
平面锁 Plane lock			
连杆锁 Rod control lock			
面板锁 Panel lock			
搭扣锁 Tongue and Hook			
拉手 Handles			
限位 Door stop			
铰链 Hinge			
冷库把手 Handle latch			
磁吸 Magnet catch			
附件 Accessories			

HL7575-4050

特征说明:

- > 材 质: SUS不锈钢主体, SUS卡簧, 销轴
- > 表面处理: 镜面
- > 结构功能: 铰链轴心设计零间隙, 保证门板安装精度, 内置衬套, 防止摩擦产生尘粉, 具有静音, 承重, 轻阻力
- > 用 途: 一般适用于检测设备, 环保, 半导体, 视觉检测, 锂电, 食品设备等自动化钣金框架
- > 备 注: 不受门板厚度限制

Feature Description:

Material: SUS stainless steel body, SUS circlip, pin shaft
Surface treatment: mirror
Structural function: hinge shaft design zero gap, to ensure the installation accuracy of the door panel, built-in bushing, to prevent friction from dust, with silent, load-bearing and light resistance
Uses: Generally suitable for testing equipment, environmental protection, semiconductors, visual inspection, lithium batteries, food equipment and other automated sheet metal frames
Remarks: Not limited by door panel thickness


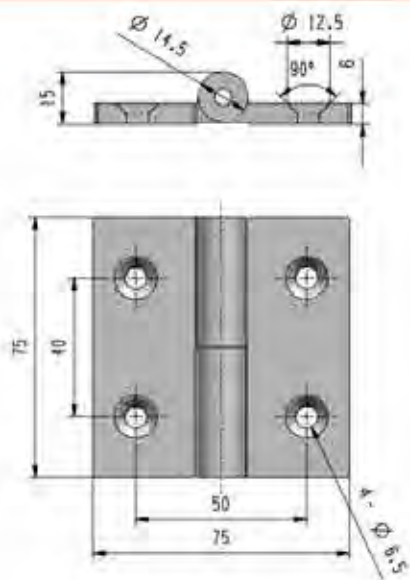

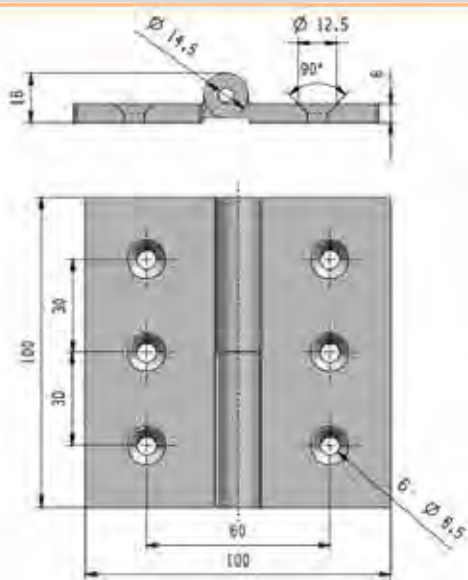

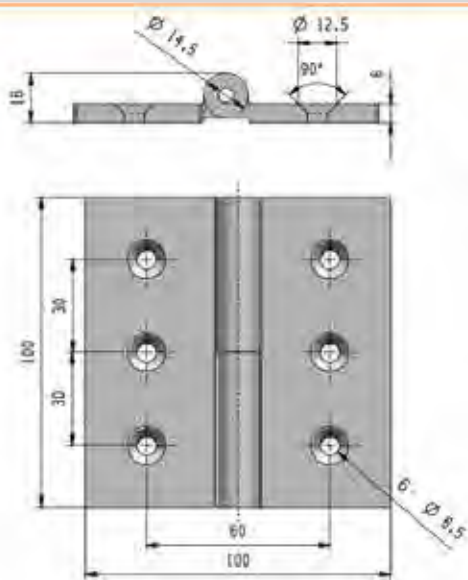
HL100100-6060


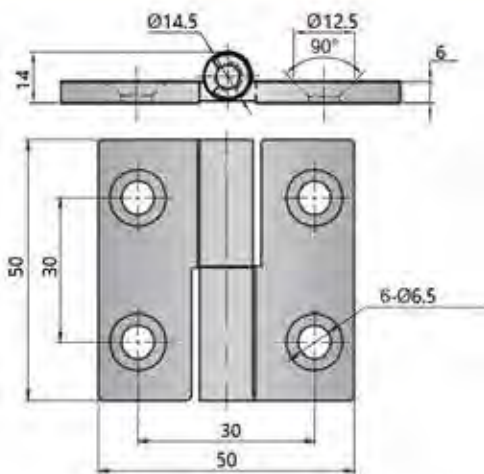

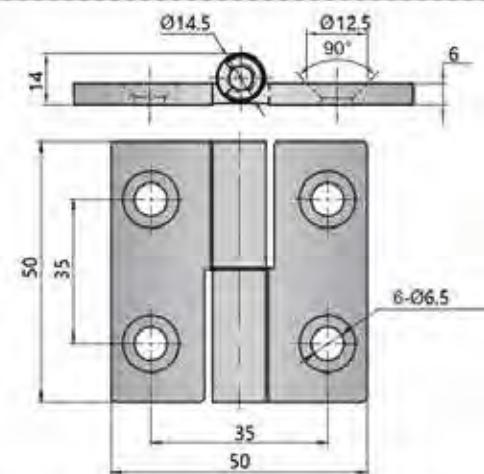

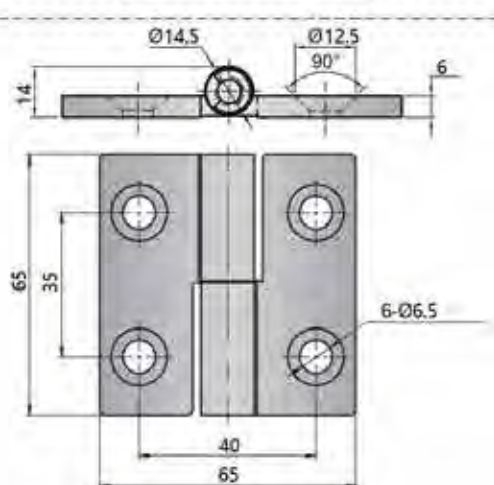
特征说明:

- > 材 质: SUS不锈钢主体, SUS卡簧, 销轴
- > 表面处理: 镜面
- > 结构功能: 铰链轴心设计零间隙, 保证门板安装精度, 内置衬套, 防止摩擦产生尘粉, 具有静音, 承重, 轻阻力
- > 用 途: 一般适用于检测设备, 环保, 半导体, 视觉检测, 锂电, 食品设备等自动化钣金框架
- > 备 注: 不受门板厚度限制

Feature Description:

Material: SUS stainless steel body, SUS circlip, pin shaft
Surface treatment: mirror
Structural function: hinge shaft design zero gap, to ensure the installation accuracy of the door panel, built-in bushing, to prevent friction from dust, with silent, load-bearing and light resistance
Uses: Generally suitable for testing equipment, environmental protection, semiconductors, visual inspection, lithium batteries, food equipment and other automated sheet metal frames
Remarks: Not limited by door panel thickness

把手锁 Handle lock	 <p>HL75-4050CB</p>		<p>Feature Description: Material: SUS stainless steel body, SUS circlip, pin shaft Surface treatment: mirror Structural function: hinge shaft design zero gap, to ensure the installation accuracy of the door panel, built-in bushing, to prevent friction from dust, with silent, load-bearing and light resistance Uses: Generally suitable for testing equipment, environmental protection, semiconductors, visual inspection, lithium batteries, food equipment and other automated sheet metal frames Remarks: Not limited by door panel thickness</p>
圆柱锁 Cylinder lock			
平面锁 Plane lock			
连杆锁 Rod control lock			
面板锁 Panel lock	 <p>HL100-3060CB</p>		<p>Feature Description: Material: SUS stainless steel body, SUS circlip, pin shaft Surface treatment: mirror Structural function: hinge shaft design zero gap, to ensure the installation accuracy of the door panel, built-in bushing, to prevent friction from dust, with silent, load-bearing and light resistance Uses: Generally suitable for testing equipment, environmental protection, semiconductors, visual inspection, lithium batteries, food equipment and other automated sheet metal frames Remarks: Not limited by door panel thickness</p>
搭扣锁 Tonggle and Hook			
拉手 Handles			
限位 Door stop			
铰链 Hinge	 <p>HL100-3060CB</p>		<p>Feature Description: Material: SUS stainless steel body, SUS circlip, pin shaft Surface treatment: mirror Structural function: hinge shaft design zero gap, to ensure the installation accuracy of the door panel, built-in bushing, to prevent friction from dust, with silent, load-bearing and light resistance Uses: Generally suitable for testing equipment, environmental protection, semiconductors, visual inspection, lithium batteries, food equipment and other automated sheet metal frames Remarks: Not limited by door panel thickness</p>
冷库把手 Handle latch			
磁吸 Magnet catch			
附件 Accessories			

把手锁 Handle lock	 <p>HL5050-3030CB</p>		<p>Feature Description: Material: SUS stainless steel body, SUS circlip, pin shaft Surface treatment: mirror Structural function: hinge shaft design zero gap, to ensure the installation accuracy of the door panel, built-in bushing, to prevent friction from dust, with silent, load-bearing and light resistance Uses: Generally suitable for testing equipment, environmental protection, semiconductors, visual inspection, lithium batteries, food equipment and other automated sheet metal frames Remarks: Not limited by door panel thickness</p>
圆柱锁 Cylinder lock			
平面锁 Plane lock			
连杆锁 Rod control lock			
面板锁 Panel lock	 <p>HL5050-3535CB</p>		<p>Feature Description: Material: SUS stainless steel body, SUS circlip, pin shaft Surface treatment: mirror Structural function: hinge shaft design zero gap, to ensure the installation accuracy of the door panel, built-in bushing, to prevent friction from dust, with silent, load-bearing and light resistance Uses: Generally suitable for testing equipment, environmental protection, semiconductors, visual inspection, lithium batteries, food equipment and other automated sheet metal frames Remarks: Not limited by door panel thickness</p>
搭扣锁 Tonggle and Hook			
拉手 Handles			
限位 Door stop			
铰链 Hinge	 <p>HL6565-3540CB</p>		<p>Feature Description: Material: SUS stainless steel body, SUS circlip, pin shaft Surface treatment: mirror Structural function: hinge shaft design zero gap, to ensure the installation accuracy of the door panel, built-in bushing, to prevent friction from dust, with silent, load-bearing and light resistance Uses: Generally suitable for testing equipment, environmental protection, semiconductors, visual inspection, lithium batteries, food equipment and other automated sheet metal frames Remarks: Not limited by door panel thickness</p>
冷库把手 Handle latch			
磁吸 Magnet catch			
附件 Accessories			

把手锁 Handle lock
圆柱锁 Cylinder lock
平面锁 Plane lock
连杆锁 Rod control lock
面板锁 Panel lock
搭扣锁 Tongue and hook
拉手 Handles
限位 Door stop
铰链 Hinge
冷库把手 Handle latch
磁吸 Magnet catch
附件 Accessories



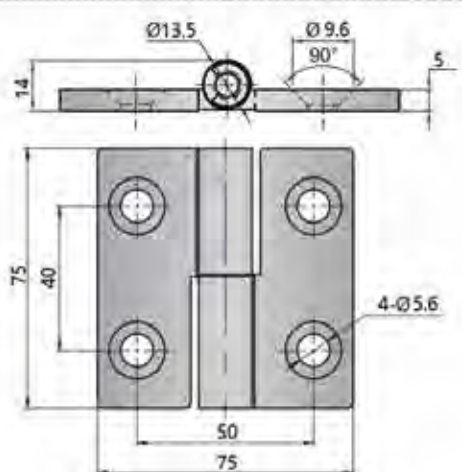
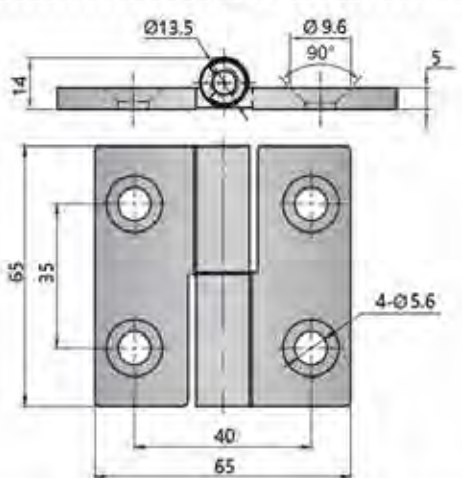
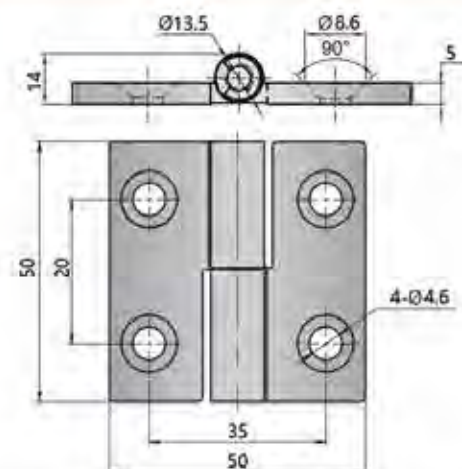
HL5050-2035C



HL6565-3540C



HL7575-4050C

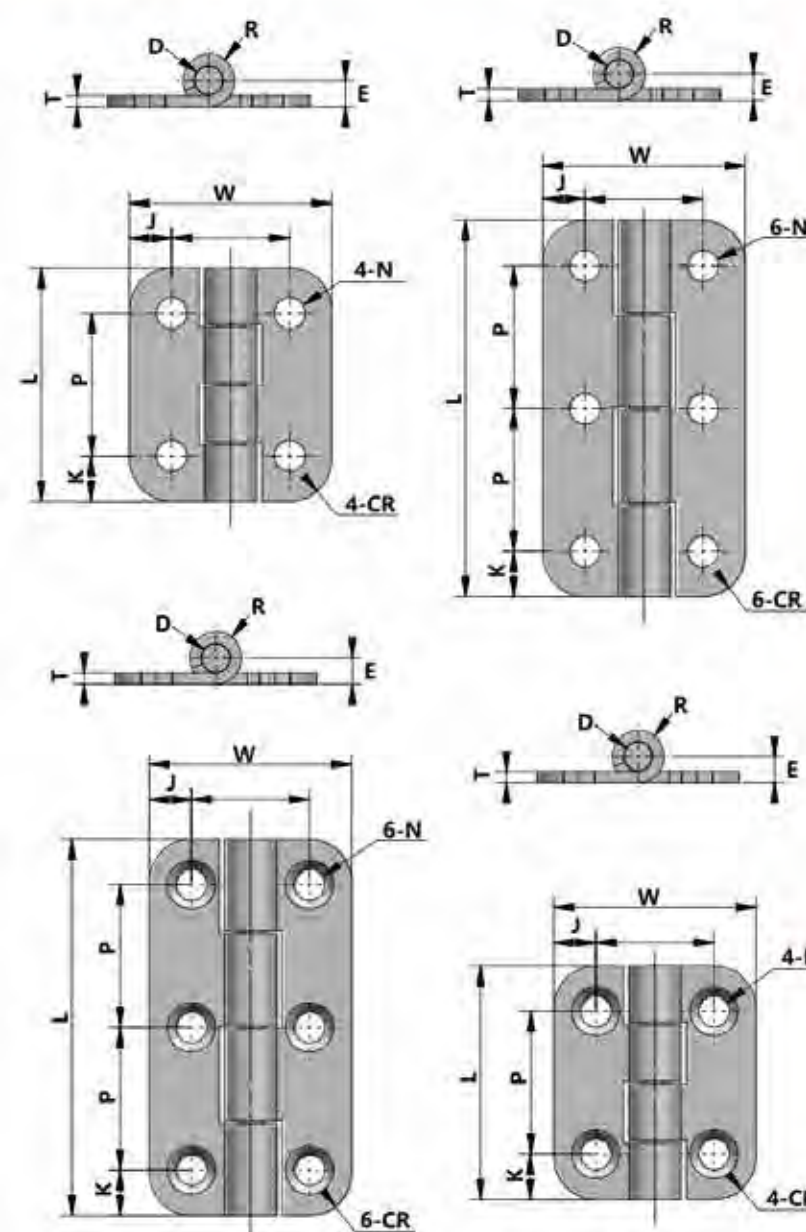


特征说明:

- 材质: SUS不锈钢主体, SUS衬套, 销轴, POM衬套
- 表面处理: 镜面
- 结构功能: 铰链轴心设计零间隙, 保证门板安装精度, 内置衬套, 防止摩擦产生粉尘, 具有静音, 承重, 耐腐蚀
- 用途: 一般适用于检测设备, 环保, 半导体, 视觉检测, 锂电池, 食品设备等自动化钣金框架
- 备注: 不限门板厚度限制

Feature Description:

Material: SUS stainless steel body, SUS circlip, pin shaft, POM bushing
Surface treatment: mirror
Structural function: hinge shaft design zero gap, to ensure the installation accuracy of the door panel, built-in bushing, to prevent friction from dust, with silent, load-bearing and light resistance
Uses: Generally suitable for testing equipment, environmental protection, semiconductors, visual inspection, lithium batteries, food equipment and other automated sheet metal frames
Remarks: Not limited by door panel thickness



Feature Description:

Material: SPCC/SUS material
Surface treatment: SPCC galvanized, SUS brushed
Structural function: exposed ammonium chain, fixed by screws, easy to install and disassemble Quick and easy
Uses: generally used in chassis cabinets, electrical cabinets, mechanical equipment, automation equipment sheet metal boxes
Remarks: Applicable door panel thickness 1-3mm




HLP55-2



HLP56-2



HLP58-3



HLP5845-3

特征说明:

- 材质: SPCC/SUS材料
- 表面处理: SPCC镀锌, SUS拉丝
- 结构功能: 外露铰链, 通过螺丝固定, 安装拆卸简单快速方便
- 用途: 一般使用于通讯机柜, 电气柜, 机械机床设备等钣金箱体使用
- 备注: 适用门板厚度1-3mm

把手锁 Handle lock
圆柱锁 Cylinder lock
平面锁 Plane lock
连杆锁 Rod control lock
面板锁 Panel lock
搭扣锁 Tongue and hook
拉手 Handles
限位 Door stop
铰链 Hinge
冷库把手 Handle latch
磁吸 Magnet catch
附件 Accessories

把手锁
Handle lock

圆柱锁
Cylinder lock

平面锁
Plane lock

连杆锁
Rod control lock

面板锁
Panel lock

搭扣锁
Tongue and hook

拉手
Handles

限位
Door stop

铰链
Hinge

冷库把手
Handle latch

磁吸
Magnet catch

附件
Accessories



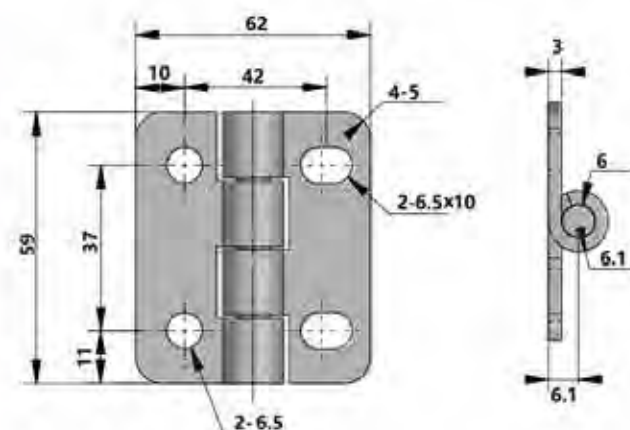
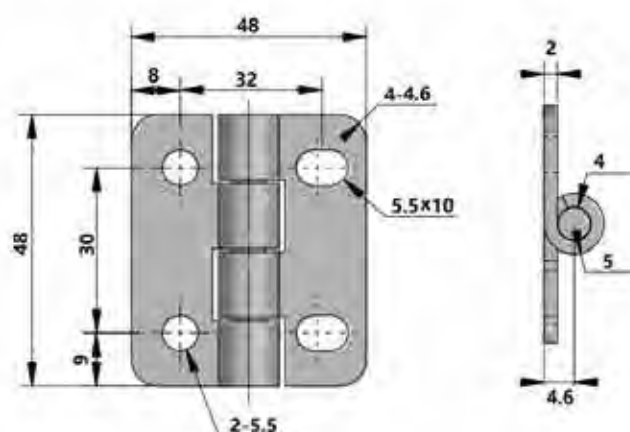
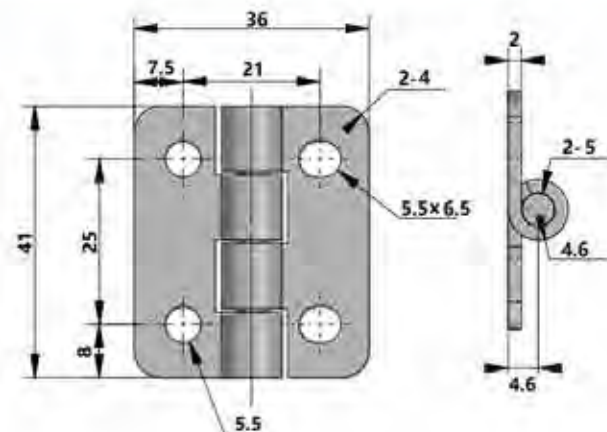
HLSNA-5



HLSNA-6



HLSNA-8

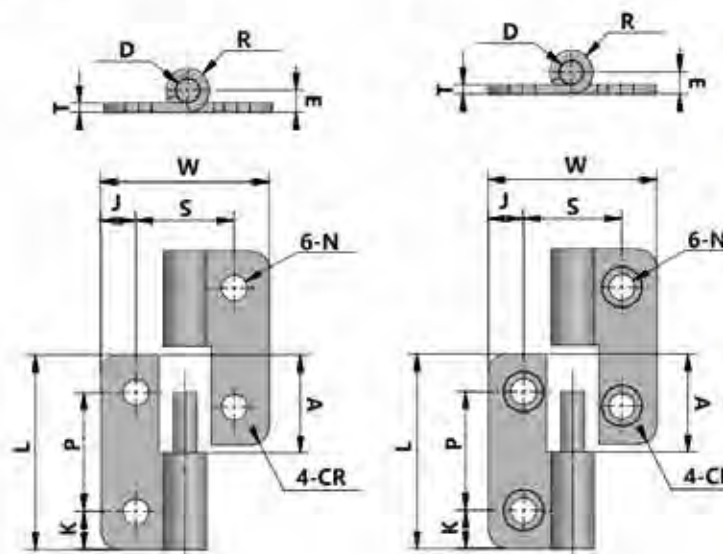
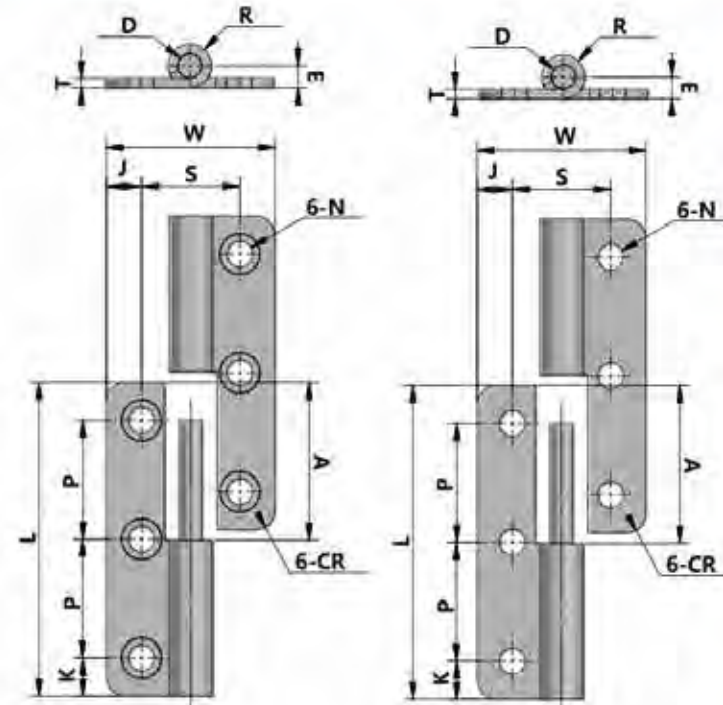


特征说明:

- 材质: SPCC/SUS材质
- 表面处理: SPCC镀锌, SUS拉丝
- 结构功能: 明装铰链, 通过螺丝固定, 安装拆卸简单快捷方便
- 用途: 一般用于通讯机柜, 配电箱, 机械机床设备等钣金箱体使用
- 备注: 适用门板厚度1-3mm

Feature Description:

Material: SPCC/SUS material
Surface treatment: SPCC galvanized, SUS brushed
Structural function: exposed ammonium chain, fixed by screws, easy to install and disassemble Quick and easy
Uses: generally used in chassis cabinets, electrical cabinets, mechanical equipment, automation equipment sheet metal boxes
Remarks: Applicable door panel thickness 1-3mm



Feature Description:

Material: SPCC/SUS material
Surface treatment: SPCC galvanized, SUS brushed
Structural function: exposed ammonium chain, fixed by screws, easy to install and disassemble Quick and easy
Uses: generally used in chassis cabinets, electrical cabinets, mechanical equipment, automation equipment sheet metal boxes
Remarks: Applicable door panel thickness 1-3mm



HLP5-2



HLP5-3



HLP6-2



HLP8-3

特征说明:

- 材质: SPCC/SUS材质
- 表面处理: SPCC镀锌, SUS拉丝
- 结构功能: 明装铰链, 通过螺丝固定, 安装拆卸简单快捷方便
- 用途: 一般用于通讯机柜, 配电箱, 机械机床设备等钣金箱体使用
- 备注: 适用门板厚度1-3mm

把手锁
Handle lock

圆柱锁
Cylinder lock

平面锁
Plane lock

连杆锁
Rod control lock

面板锁
Panel lock

搭扣锁
Tongue and hook

拉手
Handles


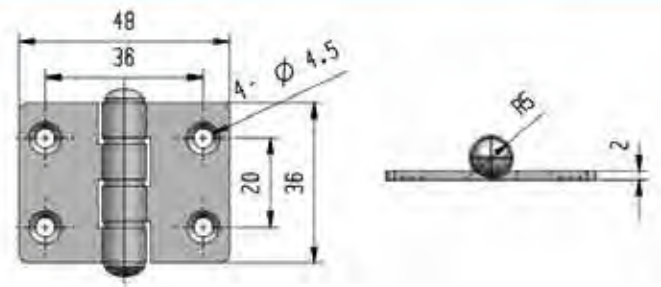

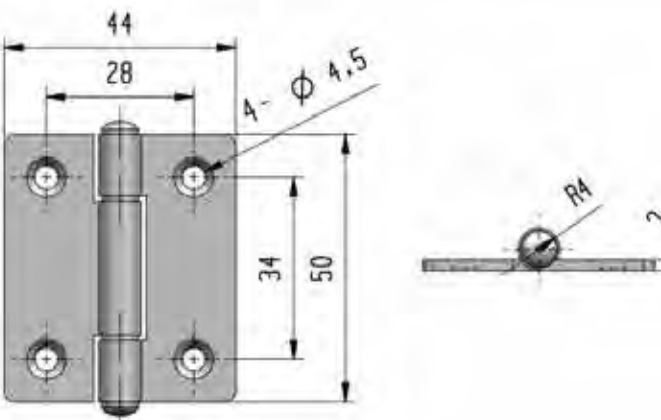

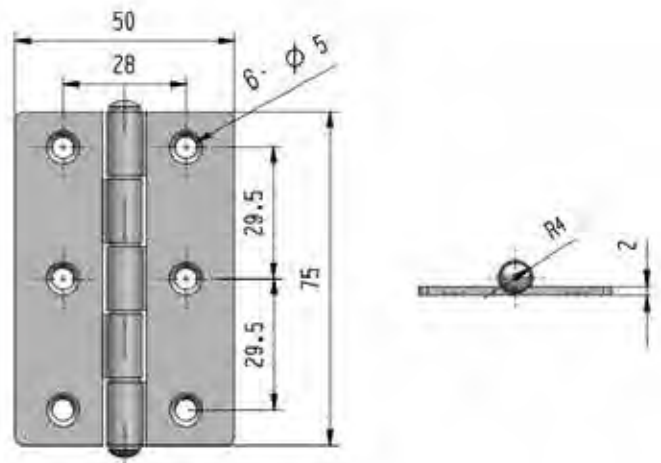
限位
Door stop

铰链
Hinge

冷库把手
Handle latch

磁吸
Magnet catch

附件
Accessories

把手锁 Handle lock		
圆柱锁 Cylinder lock		
平面锁 Plane lock		
连杆锁 Rod control lock		
面板锁 Panel lock		
搭扣锁 Tongue and hook		
拉手 Handles		
限位 Door stop		
铰链 Hinge		
冷库把手 Handle latch		
磁吸 Magnet catch		
附件 Accessories		

HL2036S

HL2834S

HL2875S

特征说明:

材 质: SPCC/SUS材质

表面处理: SPCC镀锌, SUS拉丝

结构功能: 明装铰链, 通过螺丝固定, 安装拆卸简单快捷方便

用 途: 一般用于通讯机箱机柜, 电箱电柜, 机械机床设备等钣金箱体使用

备 注: 适用门板厚度1-3mm

Feature Description:


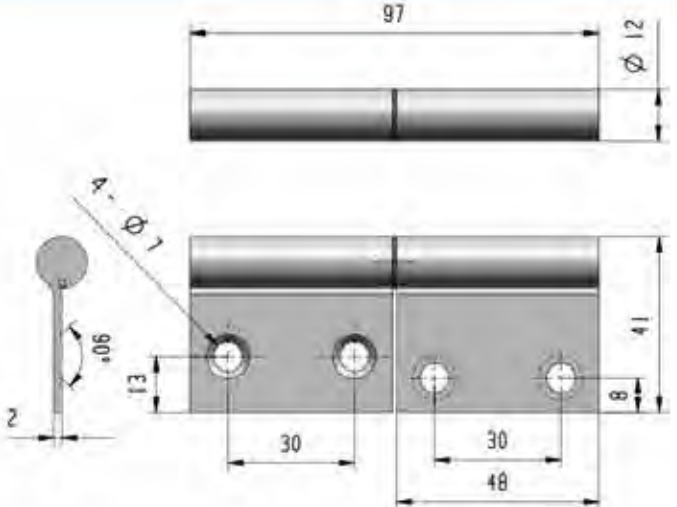

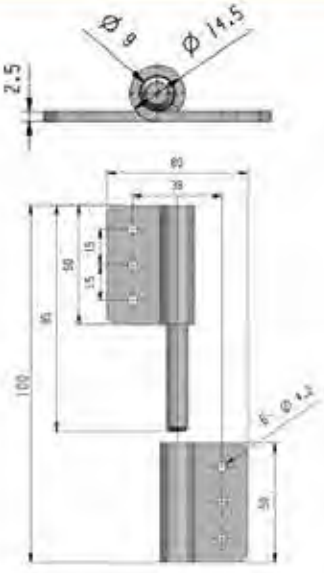
Material: SPCC/SUS material

Surface treatment: SPCC galvanized, SUS brushed

Structural function: exposed ammonium chain, fixed by screws, easy to install and disassemble Quick and easy

Uses: generally used in chassis cabinets, electrical cabinets, mechanical equipment, automation equipment sheet metal boxes

Remarks: Applicable door panel thickness 1-3mm

把手锁 Handle lock		
圆柱锁 Cylinder lock		
平面锁 Plane lock		
连杆锁 Rod control lock		
面板锁 Panel lock		
搭扣锁 Tongue and hook		
拉手 Handles		
限位 Door stop		
铰链 Hinge		
冷库把手 Handle latch		
磁吸 Magnet catch		
附件 Accessories		

HL4897S

HL5095S

特征说明:

材 质: SPCC/SUS材质

表面处理: SPCC镀锌, SUS拉丝

结构功能: 明装铰链, 通过螺丝固定, 安装拆卸简单快捷方便

用 途: 一般用于通讯机箱机柜, 电箱电柜, 机械机床设备等钣金箱体使用

备 注: 适用门板厚度1-3mm

Feature Description:


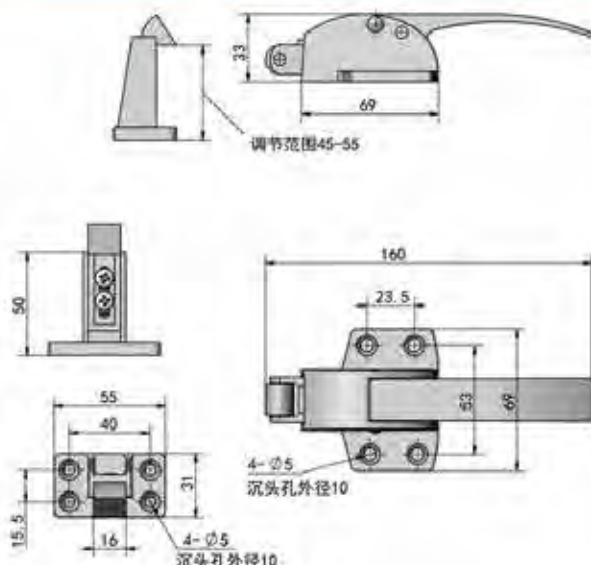

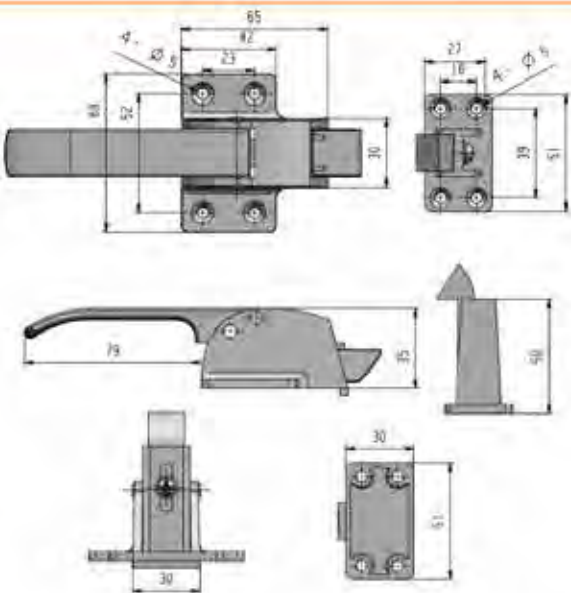
Material: SPCC/SUS material

Surface treatment: SPCC galvanized, SUS brushed

Structural function: exposed ammonium chain, fixed by screws, easy to install and disassemble Quick and easy

Uses: generally used in chassis cabinets, electrical cabinets, mechanical equipment, automation equipment sheet metal boxes

Remarks: Applicable door panel thickness 1-3mm

把手锁 Handle lock	 SUS不锈钢 ZDC锌合金 CT-1338		Feature Description: Material: ZDC zinc alloy/SUS stainless steel Surface treatment: ZDC chrome plating, SUS wire drawing, mirror surface Structural function: exposed collision handle lock, fixed installation by screw, lock tongue configuration spring automatic rebound, base height adjustable Uses: Suitable for cold storage doors, oven doors, steamers, disinfection cabinets and various industrial boxes Remarks: Not limited by door panel thickness
圆柱锁 Cylinder lock			
平面锁 Plane lock			
连杆锁 Rod control lock			
面板锁 Panel lock	特别说明: 材 质: ZDC锌合金/SUS不锈钢 表面处理: ZDC镀铬, SUS拉丝, 镜面 结构功能: 外露式碰撞把手锁, 通过螺丝固定安装, 锁舌配置弹簧自动回弹, 底座高度可调节 用 途: 适用于冷库门、烤箱门、蒸箱、消毒柜及 各种工业型箱体使用 备 注: 不受门板厚度限制		
搭扣锁 Tongue and Hook			
拉手 Handles	 CT-1338A		Feature Description: Material: SUS stainless steel Surface treatment: SUS wire drawing, mirror surface Structural function: exposed collision handle lock, fixed installation by screw, lock tongue configuration spring automatic rebound, base height adjustable Uses: Suitable for cold storage doors, oven doors, steamers, disinfection cabinets and various industrial boxes Remarks: Not limited by door panel thickness
限位 Door stop			
铰链 Hinge			
冷库把手 Handle latch			
磁吸 Magnet catch	特别说明: 材 质: SUS不锈钢 表面处理: SUS拉丝, 镜面 结构功能: 外露式碰撞把手锁, 通过螺丝固定安装, 锁舌配置弹簧自动回弹, 底座高度可调节 用 途: 适用于冷库门、烤箱门、蒸箱、消毒柜及 各种工业型箱体使用 备 注: 不受门板厚度限制		
附件 Accessories			

				把手锁 Handle lock
Feature Description: Material: ZDC zinc alloy Surface treatment: ZDC chrome plating Structural function: exposed collision handle lock, fixed installation by screw, lock tongue configuration spring automatic rebound, base height adjustable Uses: Suitable for cold storage doors, oven doors, steamers, disinfection cabinets and various industrial boxes Remarks: Not limited by door panel thickness	特别说明: ▶ 材 质: ZDC锌合金 ▶ 表面处理: ZDC镀铬 ▶ 结构功能: 外露式碰撞把手锁, 通过螺丝固定安装, 锁舌配置弹簧自动回弹, 底座高度可调节 ▶ 用 途: 适用于冷库门、烤箱门、蒸箱、消毒柜及各种工业型箱体使用 ▶ 备 注: 不受门板厚度限制			圆柱锁 Cylinder lock
				平面锁 Plane lock
				连杆锁 Rod control lock
				面板锁 Panel lock
				拉手 Handles
Feature Description: Material: ZDC zinc alloy Surface treatment: ZDC chrome plating Structural function: exposed collision handle lock, fixed installation by screw, lock tongue configuration spring automatic rebound, base height adjustable Uses: Suitable for cold storage doors, oven doors, steamers, disinfection cabinets and various industrial boxes Remarks: Not limited by door panel thickness	特别说明: ▶ 材 质: ZDC锌合金 ▶ 表面处理: ZDC镀铬 ▶ 结构功能: 外露式碰撞把手锁, 通过螺丝固定安装, 锁舌配置弹簧自动回弹, 底座高度可调节 ▶ 用 途: 适用于冷库门、烤箱门、蒸箱、消毒柜及各种工业型箱体使用 ▶ 备 注: 不受门板厚度限制			限位 Door stop
				铰链 Hinge
				冷库把手 Handle latch
				磁吸 Magnet catch
Feature Description: Material: ZDC zinc alloy Surface treatment: ZDC chrome plating Structural function: exposed collision handle lock, fixed installation by screw, lock tongue configuration spring automatic rebound, base height adjustable Uses: Suitable for cold storage doors, oven doors, steamers, disinfection cabinets and various industrial boxes Remarks: Not limited by door panel thickness	特别说明: ▶ 材 质: ZDC锌合金 ▶ 表面处理: ZDC镀铬 ▶ 结构功能: 外露式碰撞把手锁, 通过螺丝固定安装, 锁舌配置弹簧自动回弹, 底座高度可调节 ▶ 用 途: 适用于冷库门、烤箱门、蒸箱、消毒柜及各种工业型箱体使用 ▶ 备 注: 不受门板厚度限制			附件 Accessories

把手锁
Handle lock

圆柱锁
Cylinder lock

平面锁
Plane lock

杆锁
Rod lock

面板锁
Panel lock

搭扣锁
Tongle and hook

拉手
Handles

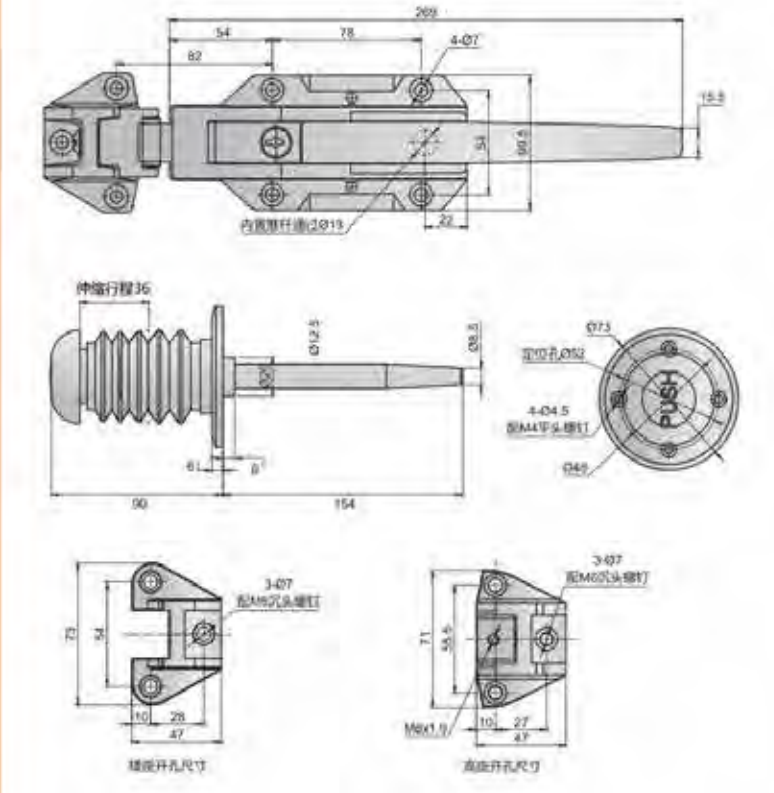
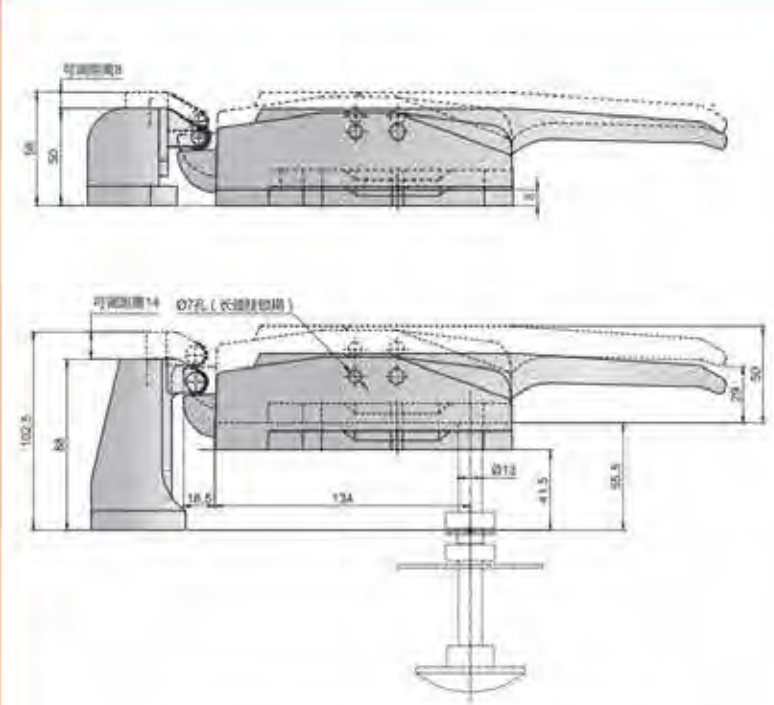
限位
Door stop

铰链
Hinge

冷库把手
Handle latch

磁吸
Magnet catch

附件
Accessories



特别说明:

- 材 质: ZDC锌合金/SUS不锈钢
- 表面处理: ZDC镀铬, SUS拉丝、镜面
- 结构功能: 外露式碰撞把手锁, 通过螺丝固定安装, 锁舌配置弹簧自动回弹, 底座高度可调节
- 用 途: 适用于冷库门、烤箱门、蒸箱、消毒柜及各种工业箱体使用
- 备 注: 不受门板厚度限制

Feature Description:

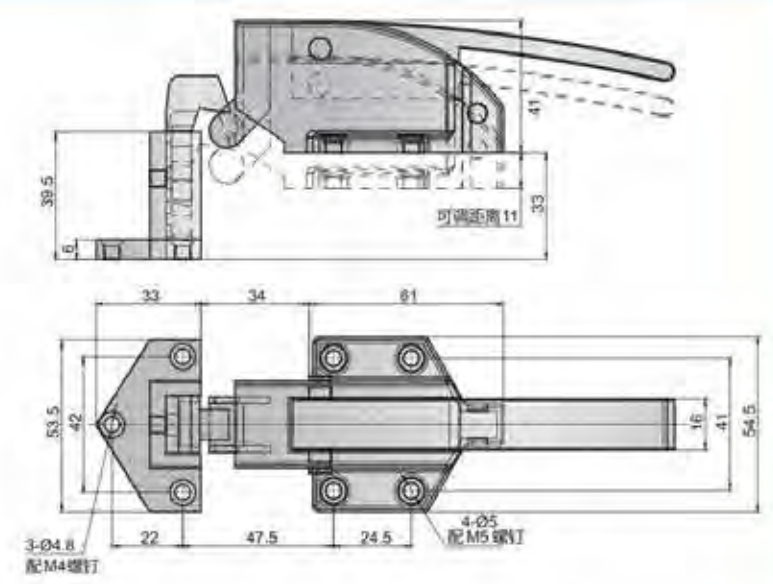
Material: ZDC zinc alloy/SUS stainless steel

Surface treatment: ZDC chrome plating, SUS wire drawing, mirror surface

Structural function: exposed collision handle lock, fixed installation by screw, lock tongue configuration spring automatic rebound, base height adjustable

Uses: Suitable for cold storage doors, oven doors, steamers, disinfection cabinets and various industrial boxes

Remarks: Not limited by door panel thickness



Feature Description:

Material: ZDC zinc alloy

Surface treatment: ZDC chrome plating

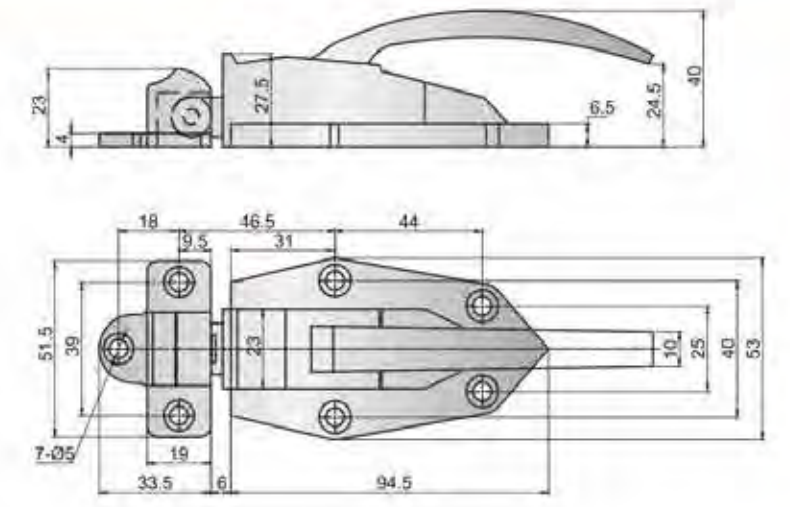
Structural function: exposed collision handle lock, fixed installation by screw, lock tongue configuration spring automatic rebound, base height adjustable

Uses: Suitable for cold storage doors, oven doors, steamers, disinfection cabinets and various industrial boxes

Remarks: Not limited by door panel thickness

特别说明:

- 材 质: ZDC锌合金
- 表面处理: ZDC镀铬
- 结构功能: 外露式碰撞把手锁, 通过螺丝固定安装, 锁舌配置弹簧自动回弹, 底座高度可调节
- 用 途: 适用于冷库门、烤箱门、蒸箱、消毒柜及各种工业箱体使用
- 备 注: 不受门板厚度限制



Feature Description:

Material: ZDC zinc alloy

Surface treatment: ZDC chrome plating


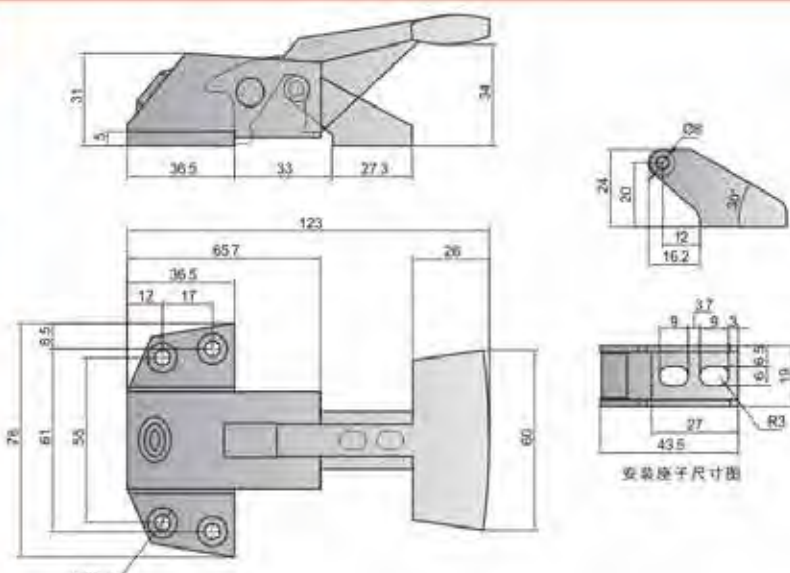

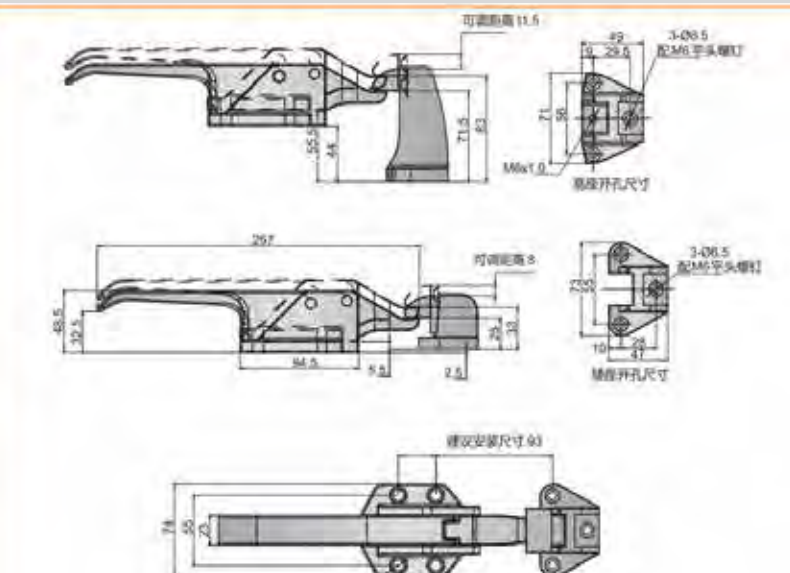
Structural function: exposed collision handle lock, fixed installation by screw, lock tongue configuration spring automatic rebound, base height adjustable


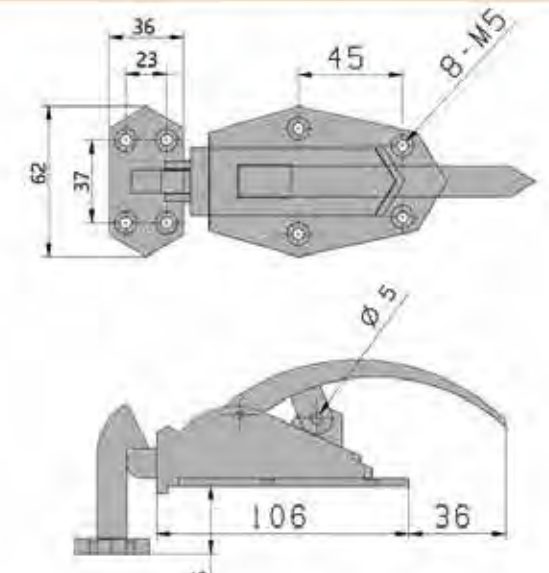

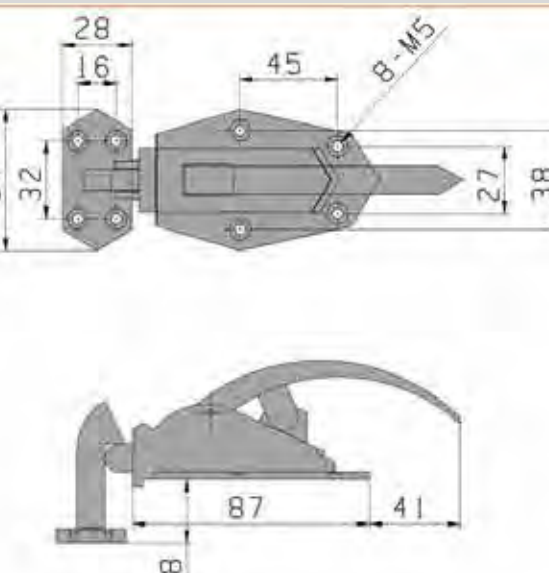
Uses: Suitable for cold storage doors, oven doors, steamers, disinfection cabinets and various industrial boxes

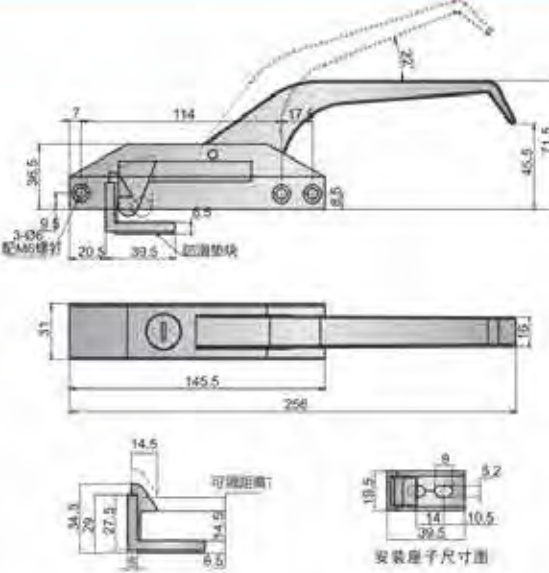
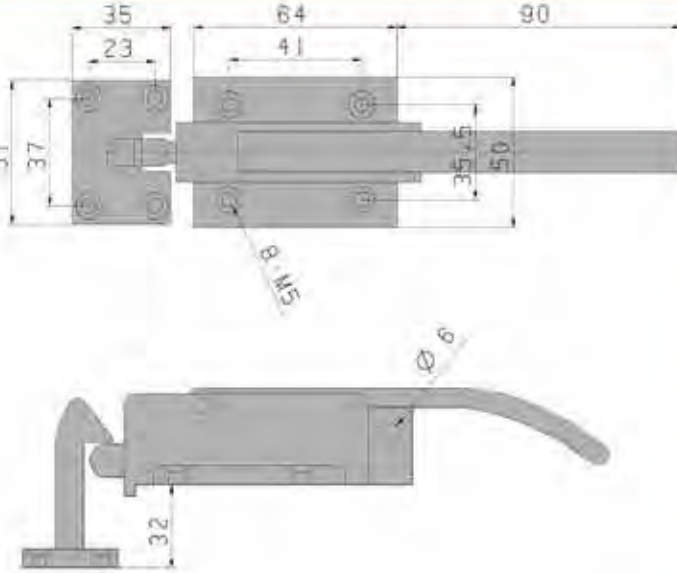
Remarks: Not limited by door panel thickness


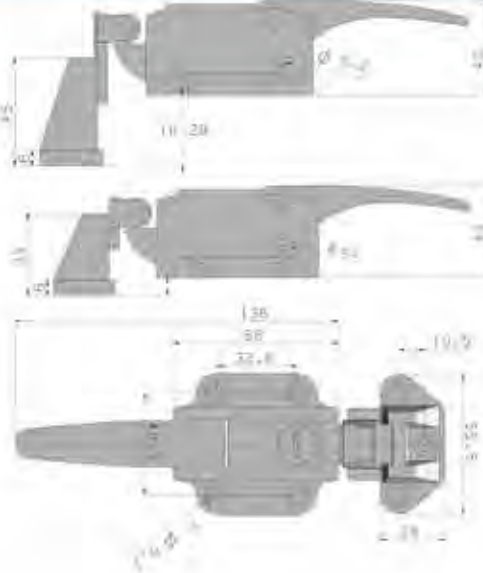


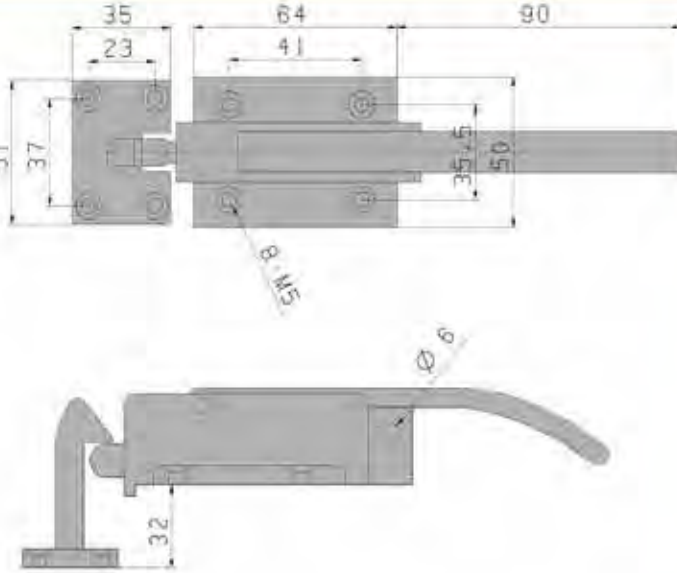


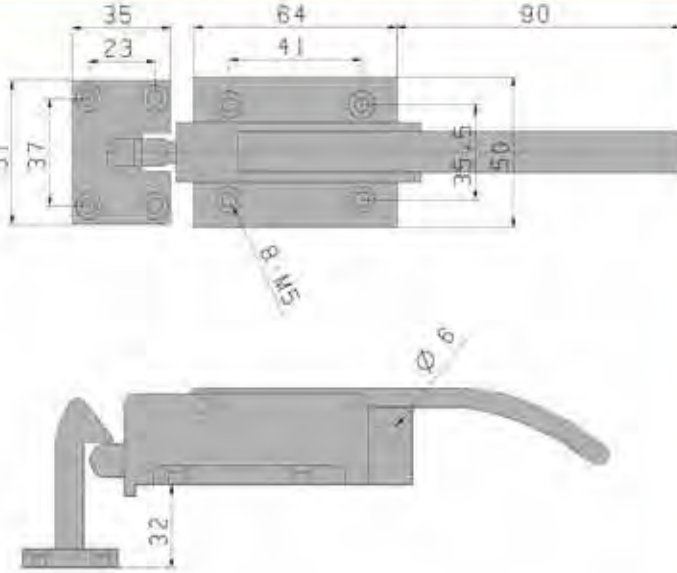

特别说明:


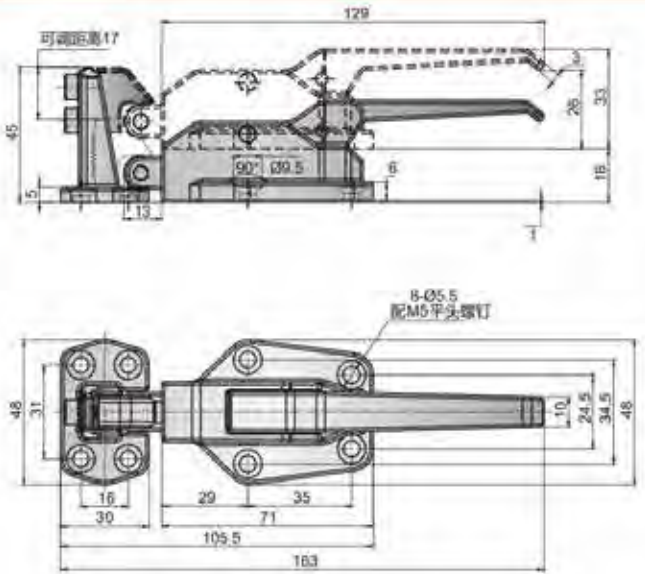

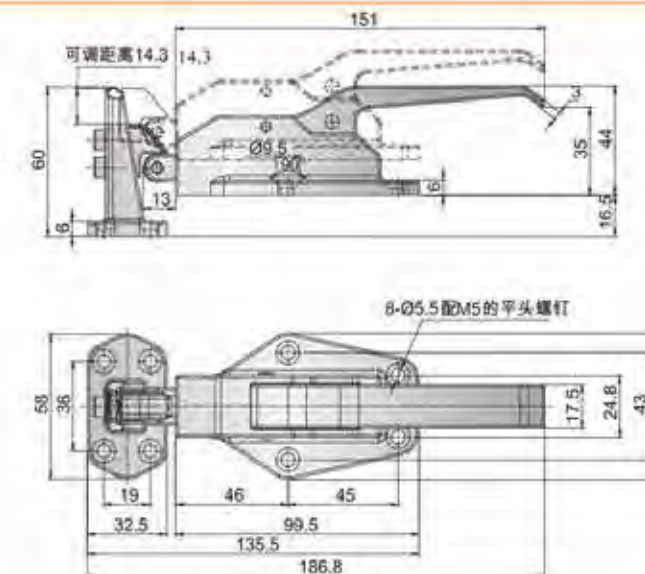
- 材 质: ZDC锌合金
- 表面处理: ZDC镀铬
- 结构功能: 外露式碰撞把手锁, 通过螺丝固定安装, 锁舌配置弹簧自动回弹, 底座高度可调节
- 用 途: 适用于冷库门、烤箱门、蒸箱、消毒柜及各种工业箱体使用
- 备 注: 不受门板厚度限制


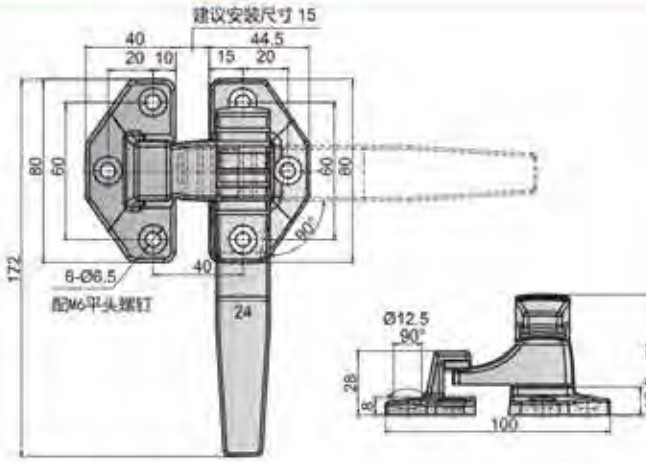

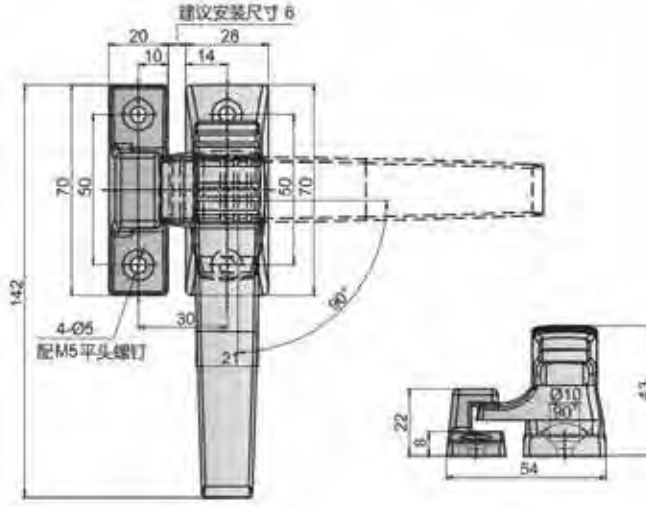
把手锁 Handle lock	 CT-1063	 安装座尺寸图	Feature Description: Material: ZDC zinc alloy Surface treatment: ZDC chrome plating Structural function: exposed collision handle lock, fixed installation by screw, lock tongue configuration spring automatic rebound, base height adjustable Uses: Suitable for cold storage doors, oven doors, steamers, disinfection cabinets and various industrial boxes Remarks: Not limited by door panel thickness
圆柱锁 Cylinder lock			
平面锁 Plane lock			
插杆锁 Rod control lock			
面板锁 Panel lock	特别说明: > 材 质: ZDC锌合金 > 表面处理: ZDC镀铬 > 结构功能: 外露式碰撞把手锁, 通过螺丝固定安装, 锁舌配置弹簧自动回弹, 底座高度可调节 > 用 途: 适用于冷库门、烤箱门、蒸箱、消毒柜及 各种工业型箱体使用 > 备 注: 不受门板厚度限制	Feature Description: Material: ZDC zinc alloy Surface treatment: ZDC chrome plating Structural function: exposed collision handle lock, fixed installation by screw, lock tongue configuration spring automatic rebound, base height adjustable Uses: Suitable for cold storage doors, oven doors, steamers, disinfection cabinets and various industrial boxes Remarks: Not limited by door panel thickness	特别说明: > 材 质: ZDC锌合金 > 表面处理: ZDC镀铬 > 结构功能: 外露式碰撞把手锁, 通过螺丝固定安装, 锁舌配置弹簧自动回弹, 底座高度可调节 > 用 途: 适用于冷库门、烤箱门、蒸箱、消毒柜及 各种工业型箱体使用 > 备 注: 不受门板厚度限制
搭扣锁 Tongue and Hook			
拉手 Handles			
限位 Door stop			
铰链 Hinge	 CT-1065	 建议安装尺寸 93	Feature Description: Material: ZDC zinc alloy Surface treatment: ZDC chrome plating Structural function: exposed collision handle lock, fixed installation by screw, lock tongue configuration spring automatic rebound, base height adjustable Uses: Suitable for cold storage doors, oven doors, steamers, disinfection cabinets and various industrial boxes Remarks: Not limited by door panel thickness
冷库把手 Handle latch			
磁吸 Magnet catch			
附件 Accessories			


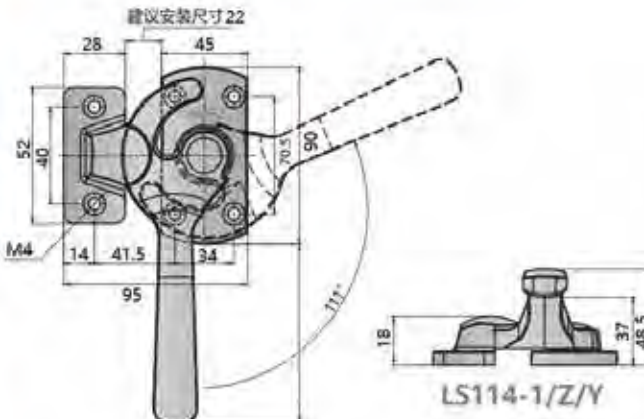

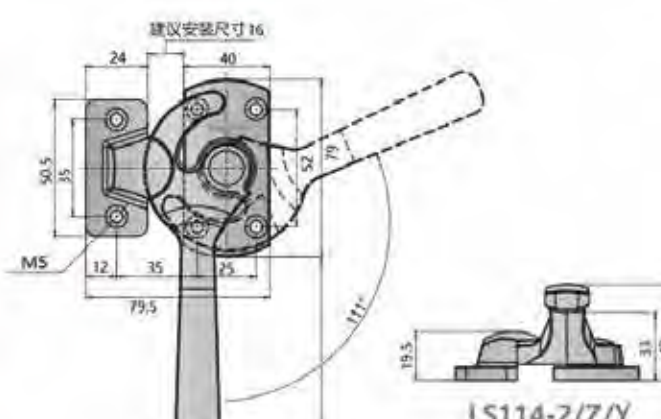

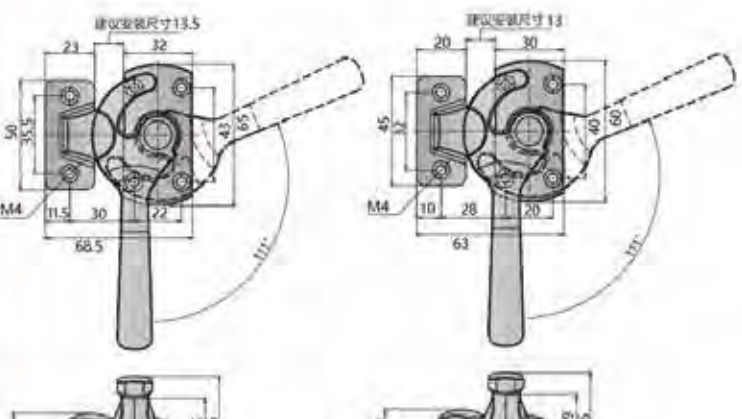


把手锁 Handle lock	 CT-1067	 	Feature Description: Material: ZDC zinc alloy Surface treatment: ZDC chrome plating Structural function: exposed collision handle lock, fixed installation by screw, lock tongue configuration spring automatic rebound, base height adjustable Uses: Suitable for cold storage doors, oven doors, steamers, disinfection cabinets and various industrial boxes Remarks: Not limited by door panel thickness
圆柱锁 Cylinder lock			
平面锁 Plane lock			
插杆锁 Rod control lock			
面板锁 Panel lock	特别说明: > 材 质: ZDC锌合金 > 表面处理: ZDC镀铬 > 结构功能: 外露式碰撞把手锁, 通过螺丝固定安装, 锁舌配置弹簧自动回弹, 底座高度可调节 > 用 途: 适用于冷库门、烤箱门、蒸箱、消毒柜及 各种工业型箱体使用 > 备 注: 不受门板厚度限制	Feature Description: Material: ZDC zinc alloy Surface treatment: ZDC chrome plating Structural function: exposed collision handle lock, fixed installation by screw, lock tongue configuration spring automatic rebound, base height adjustable Uses: Suitable for cold storage doors, oven doors, steamers, disinfection cabinets and various industrial boxes Remarks: Not limited by door panel thickness	特别说明: > 材 质: ZDC锌合金 > 表面处理: ZDC镀铬 > 结构功能: 外露式碰撞把手锁, 通过螺丝固定安装, 锁舌配置弹簧自动回弹, 底座高度可调节 > 用 途: 适用于冷库门、烤箱门、蒸箱、消毒柜及 各种工业型箱体使用 > 备 注: 不受门板厚度限制
搭扣锁 Tongue and Hook			
拉手 Handles			
限位 Door stop			
铰链 Hinge	 CT-1068	 	Feature Description: Material: ZDC zinc alloy Surface treatment: ZDC chrome plating Structural function: exposed collision handle lock, fixed installation by screw, lock tongue configuration spring automatic rebound, base height adjustable Uses: Suitable for cold storage doors, oven doors, steamers, disinfection cabinets and various industrial boxes Remarks: Not limited by door panel thickness
冷库把手 Handle latch			
磁吸 Magnet catch			
附件 Accessories			


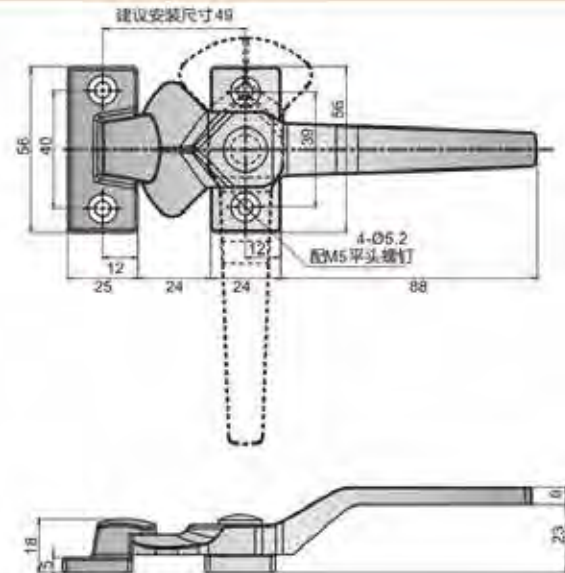

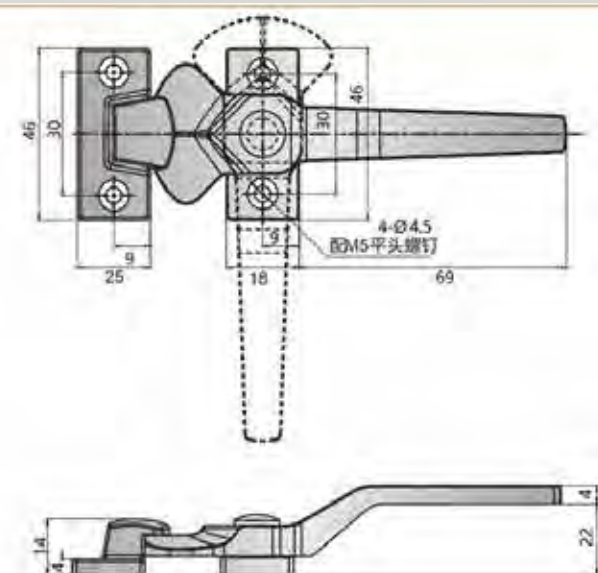
把手锁 Handle lock	 CT-1256	 Feature Description: Material: ZDC zinc alloy Surface treatment: ZDC chrome plating Structural function: exposed collision handle lock, fixed installation by screw, lock tongue configuration spring automatic rebound, base height adjustable Uses: Suitable for cold storage doors, oven doors, steamers, disinfection cabinets and various industrial boxes Remarks: Not limited by door panel thickness	 CT-1256
圆柱锁 Cylinder lock			
平面锁 Plane lock			
杆控锁 Rod control lock			
面板锁 Panel lock	 CT-1230	 Feature Description: Material: ZDC zinc alloy Surface treatment: ZDC chrome plating Structural function: exposed collision handle lock, fixed installation by screw, lock tongue configuration spring automatic rebound, base height adjustable Uses: Suitable for cold storage doors, oven doors, steamers, disinfection cabinets and various industrial boxes Remarks: Not limited by door panel thickness	 CT-1230
搭扣锁 Tongue and Hook			
拉手 Handles			
限位 Door stop			
铰链 Hinge	 CT-1064	 Feature Description: Material: ZDC zinc alloy Surface treatment: ZDC chrome plating Structural function: exposed collision handle lock, fixed installation by screw, lock tongue configuration spring automatic rebound, base height adjustable Uses: Suitable for cold storage doors, oven doors, steamers, disinfection cabinets and various industrial boxes Remarks: Not limited by door panel thickness	 CT-1064
冷库把手 Handle latch			
磁吸 Magnet catch			
附件 Accessories			

把手锁 Handle lock	 CT-1360	 Feature Description: Material: ZDC zinc alloy Surface treatment: ZDC chrome plating Structural function: exposed collision handle lock, fixed installation by screw, lock tongue configuration spring automatic rebound, base height adjustable Uses: Suitable for cold storage doors, oven doors, steamers, disinfection cabinets and various industrial boxes Remarks: Not limited by door panel thickness	 CT-1360
圆柱锁 Cylinder lock			
平面锁 Plane lock			
杆控锁 Rod control lock			
面板锁 Panel lock	 CT-1064	 Feature Description: Material: ZDC zinc alloy Surface treatment: ZDC chrome plating Structural function: exposed collision handle lock, fixed installation by screw, lock tongue configuration spring automatic rebound, base height adjustable Uses: Suitable for cold storage doors, oven doors, steamers, disinfection cabinets and various industrial boxes Remarks: Not limited by door panel thickness	 CT-1064
搭扣锁 Tongue and Hook			
拉手 Handles			
限位 Door stop			
铰链 Hinge	 CT-1064	 Feature Description: Material: ZDC zinc alloy Surface treatment: ZDC chrome plating Structural function: exposed collision handle lock, fixed installation by screw, lock tongue configuration spring automatic rebound, base height adjustable Uses: Suitable for cold storage doors, oven doors, steamers, disinfection cabinets and various industrial boxes Remarks: Not limited by door panel thickness	 CT-1064
冷库把手 Handle latch			
磁吸 Magnet catch			
附件 Accessories			

把手锁 Handle lock	 <p>CT-16305</p>		<p>Feature Description: Material: ZDC zinc alloy Surface treatment: ZDC chrome plating Structural function: exposed collision handle lock, fixed installation by screw, lock tongue configuration spring automatic rebound, base height adjustable Uses: Suitable for cold storage doors, oven doors, steamers, disinfection cabinets and various industrial boxes Remarks: Not limited by door panel thickness</p>
圆柱锁 Cylinder lock			
平面锁 Plane lock			
连杆锁 Rod control lock			
面板锁 Panel lock			
搭扣锁 Tongue and Hook	 <p>CT-1868S</p>		<p>Feature Description: Material: ZDC zinc alloy Surface treatment: ZDC chrome plating Structural function: exposed collision handle lock, fixed installation by screw, lock tongue configuration spring automatic rebound, base height adjustable Uses: Suitable for cold storage doors, oven doors, steamers, disinfection cabinets and various industrial boxes Remarks: Not limited by door panel thickness</p>
拉手 Handles			
限位 Door stop			
铰链 Hinge			
冷库把手 Handle latch			
磁吸 Magnet catch	<p>特别说明: 材 质: SUS不锈钢 表面处理: 拉丝, 镜面 结构功能: 外露式磁吸把手锁, 通过螺丝固定安装, 锁舌配置弹簧自动回弹, 底座高度可调节 用途: 适用于冷库门、烤箱门、蒸箱、消毒柜及 各种工业型箱体使用 备注: 不受门板厚度限制</p>		<p>Feature Description: Material: ZDC zinc alloy Surface treatment: ZDC chrome plating Structural function: exposed collision handle lock, fixed installation by screw, lock tongue configuration spring automatic rebound, base height adjustable Uses: Suitable for cold storage doors, oven doors, steamers, disinfection cabinets and various industrial boxes Remarks: Not limited by door panel thickness</p>
附件 Accessories			

把手锁 Handle lock	 <p>LS113-1</p>		<p>Feature Description: Material: SUS stainless steel Surface treatment: wire drawing, mirror Structural function: surface-mounted urgent door handle, open or close by rotating the handle 90°, easy and convenient installation Uses: suitable for ovens, steamers, constant temperature test chambers, machinery, ships, kitchens, environmental equipment, medical equipment, etc Remarks: Not limited by door panel thickness</p>
圆柱锁 Cylinder lock			
平面锁 Plane lock			
连杆锁 Rod control lock			
面板锁 Panel lock			
搭扣锁 Tongue and Hook	 <p>LS113-2</p>		<p>Feature Description: Material: SUS stainless steel Surface treatment: wire drawing, mirror Structural function: surface-mounted urgent door handle, open or close by rotating the handle 90°, easy and convenient installation Uses: suitable for ovens, steamers, constant temperature test chambers, machinery, ships, kitchens, environmental equipment, medical equipment, etc Remarks: Not limited by door panel thickness</p>
拉手 Handles			
限位 Door stop			
铰链 Hinge			
冷库把手 Handle latch			
磁吸 Magnet catch	<p>特别说明: 材 质: SUS不锈钢 表面处理: 拉丝, 镜面 结构功能: 明装式紧急门把手, 通过把手旋转90°开启或关闭, 安装简单方便 用途: 适用于烤箱、蒸箱、恒温试验箱、机械、船舶、厨房、环境设备、医疗设备等 备注: 不受门板厚度限制</p>		<p>Feature Description: Material: SUS stainless steel Surface treatment: wire drawing, mirror Structural function: surface-mounted urgent door handle, open or close by rotating the handle 90°, easy and convenient installation Uses: suitable for ovens, steamers, constant temperature test chambers, machinery, ships, kitchens, environmental equipment, medical equipment, etc Remarks: Not limited by door panel thickness</p>
附件 Accessories			

把手锁 Handle lock			
圆柱锁 Cylinder lock			
平面锁 Plane lock			
杆控锁 Rod control lock			
面板锁 Panel lock			
搭扣锁 Tonggle and hook			
拉手 Handles			
限位 Door stop			
铰链 Hinge			
冷库把手 Handle latch			
磁吸 Magnet catch			
附件 Accessories			

把手锁 Handle lock			
圆柱锁 Cylinder lock			
平面锁 Plane lock			
杆控锁 Rod control lock			
面板锁 Panel lock			
搭扣锁 Tonggle and hook			
拉手 Handles			
限位 Door stop			
铰链 Hinge			
冷库把手 Handle latch			
磁吸 Magnet catch			
附件 Accessories			

Feature Description:

Material: SUS stainless steel

Surface treatment: wire drawing, mirror

Structural function: surface-mounted urgent door handle, open or close by rotating the handle 110°, easy and convenient installation

Uses: suitable for ovens, steamers, constant temperature test chambers, machinery, ships, kitchens, environmental equipment, medical equipment, etc

Remarks: Not limited by door panel thickness

特别说明:

- 材 质: SUS不锈钢
- 表面处理: 拉丝, 镜面
- 结构功能: 暗装式紧急门把手, 通过把手旋转110°开启或关闭, 安装简单方便
- 用 途: 适用于烤箱, 蒸箱, 恒温试验箱, 机械设, 船舶, 厨房, 环境设备, 医疗设备等
- 备 注: 不受门板厚度限制

Feature Description:

Material: SUS stainless steel

Surface treatment: wire drawing, mirror


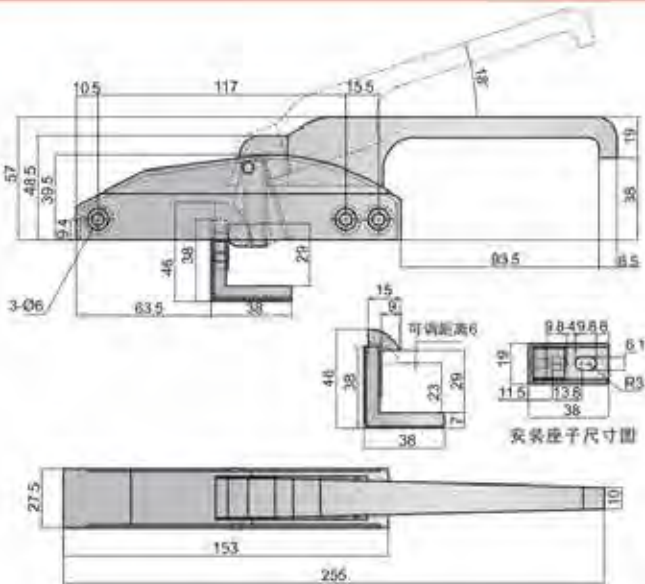

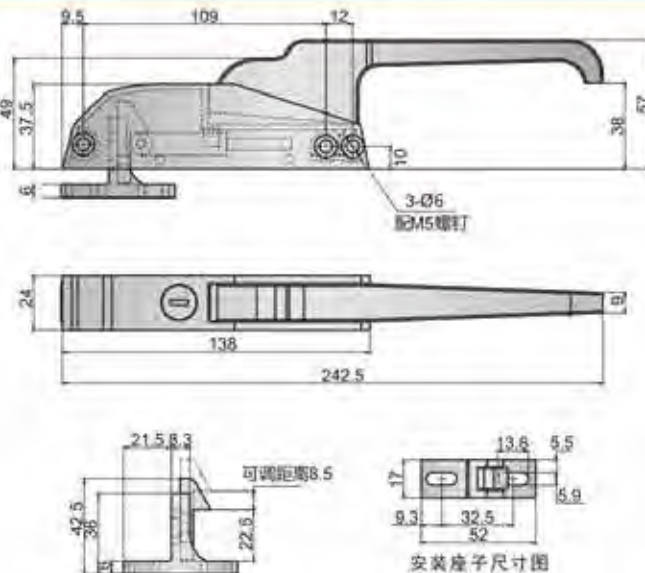
Structural function: surface-mounted urgent door handle, open or close by rotating the handle 110°, easy and convenient installation


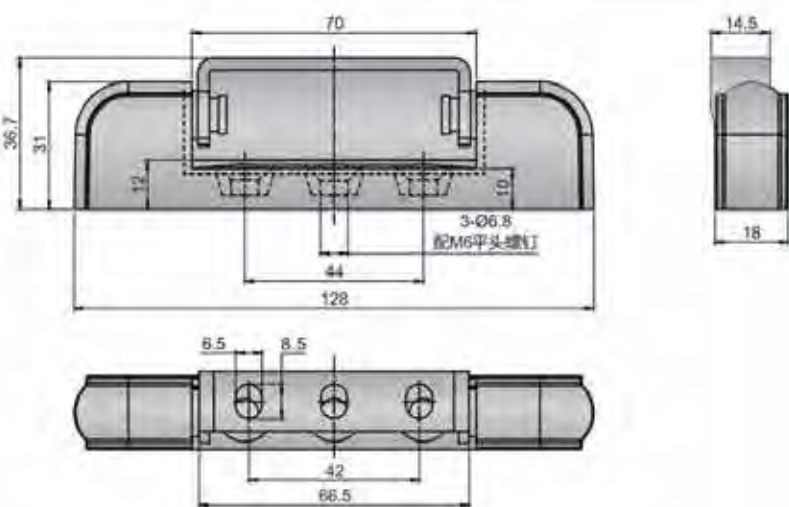

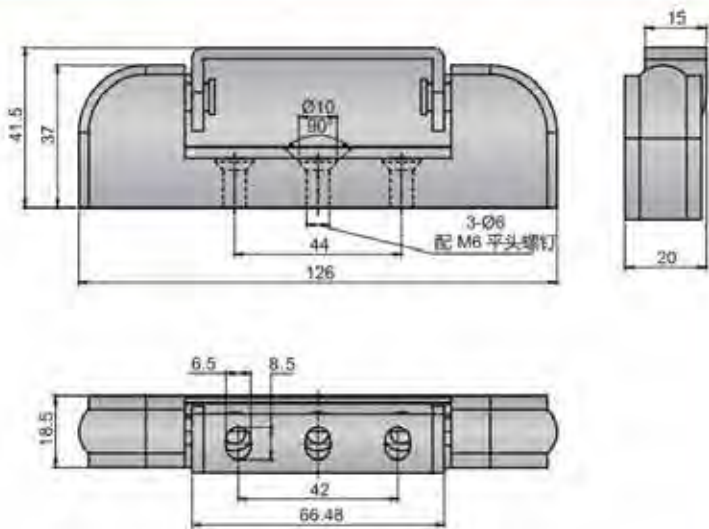
Uses: suitable for ovens, steamers, constant temperature test chambers, machinery, ships, kitchens, environmental equipment, medical equipment, etc


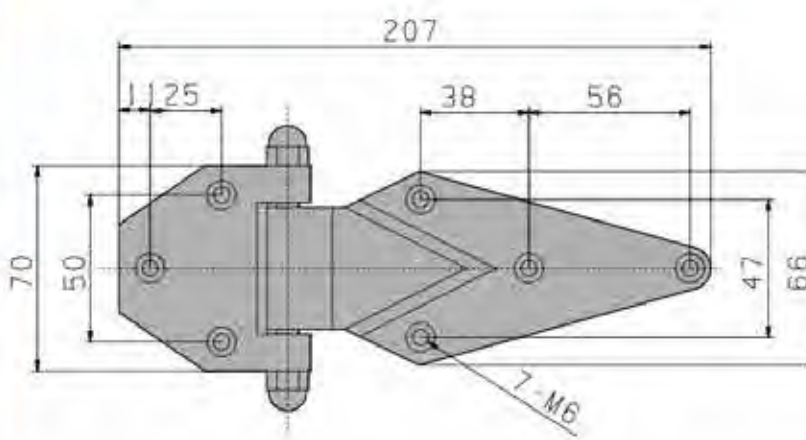

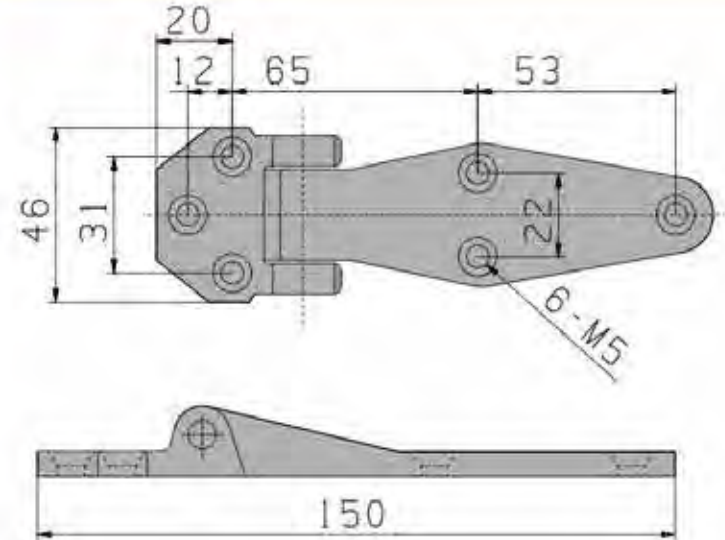
Remarks: Not limited by door panel thickness


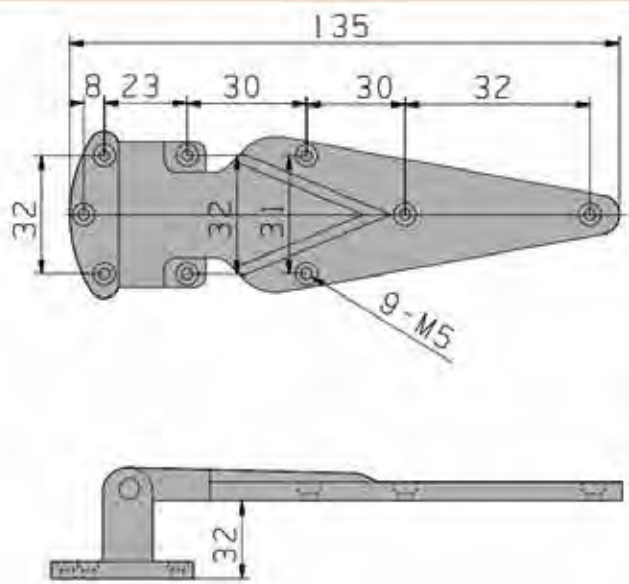

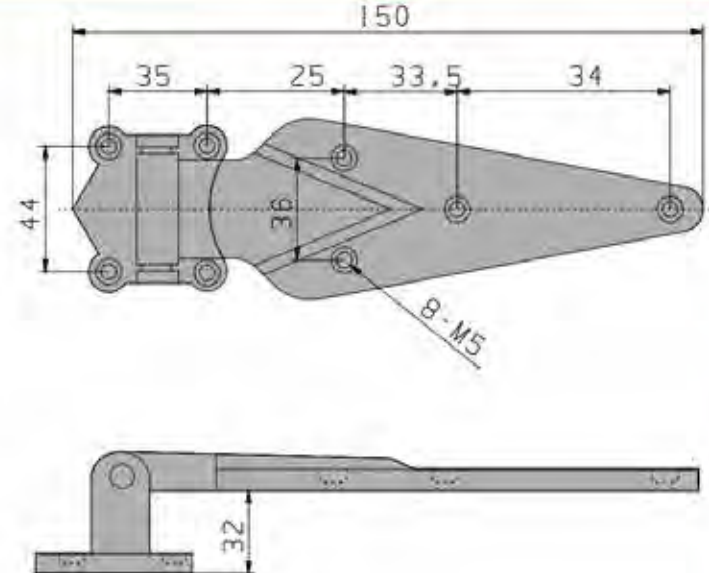
特别说明:


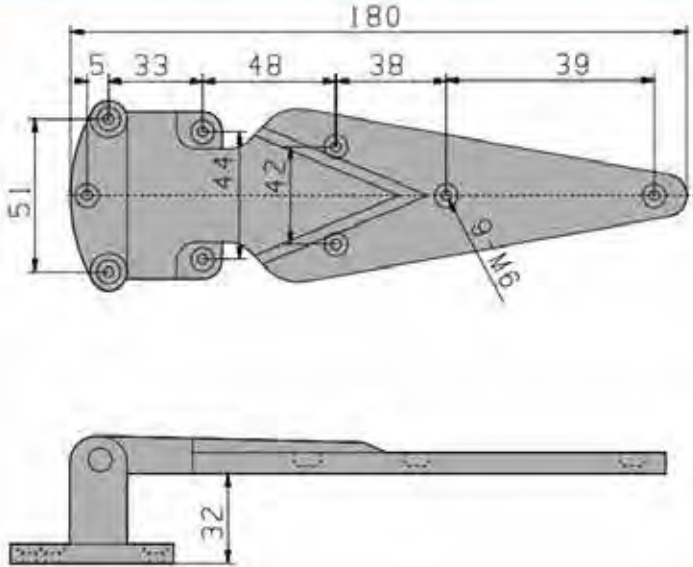
- 材 质: SUS不锈钢
- 表面处理: 拉丝, 镜面
- 结构功能: 暗装式紧急门把手, 通过把手旋转110°开启或关闭, 安装简单方便
- 用 途: 适用于烤箱, 蒸箱, 恒温试验箱, 机械设, 船舶, 厨房, 环境设备, 医疗设备等
- 备 注: 不受门板厚度限制

把手锁 Handle lock	 <p>CT-1200</p>		<p>Feature Description: Material: ZDC zinc alloy/SUS stainless steel Surface treatment: ZDC chrome plating, SUS wire drawing, mirror surface Structural function: exposed collision handle lock, fixed installation by screw, lock tongue configuration spring automatic rebound, base height adjustable Uses: Suitable for cold storage doors, oven doors, steamers, disinfection cabinets and various industrial boxes Remarks: Not limited by door panel thickness</p>
圆柱锁 Cylinder lock			
平面锁 Plane lock			
杆控锁 Rod control lock			
面板锁 Panel lock	<p>特别说明: 材 质: ZDC锌合金/SUS不锈钢 表面处理: ZDC镀铬, SUS拉丝, 镜面 结构功能: 外露式碰撞把手锁, 通过螺丝固定安装, 锁舌配置弹簧自动回弹, 基座高度可调节 用 途: 适用于冷库门、烤箱门、蒸箱、消毒柜及 各种工业型箱体使用 备 注: 不受门板厚度限制</p>	<p>Feature Description: Material: ZDC zinc alloy/SUS stainless steel Surface treatment: ZDC chrome plating, SUS wire drawing, mirror surface Structural function: exposed collision handle lock, fixed installation by screw, lock tongue configuration spring automatic rebound, base height adjustable Uses: Suitable for cold storage doors, oven doors, steamers, disinfection cabinets and various industrial boxes Remarks: Not limited by door panel thickness</p>	<p>特别说明: 材 质: ZDC锌合金/SUS不锈钢 表面处理: ZDC镀铬, SUS拉丝, 镜面 结构功能: 外露式碰撞把手锁, 通过螺丝固定安装, 锁舌配置弹簧自动回弹, 基座高度可调节 用 途: 适用于冷库门、烤箱门、蒸箱、消毒柜及 各种工业型箱体使用 备 注: 不受门板厚度限制</p>
搭扣锁 Tongle and hook			
拉手 Handles			
限位 Door stop			
铰链 Hinge	 <p>CT-1250</p>		<p>Feature Description: Material: ZDC zinc alloy/SUS stainless steel Surface treatment: ZDC chrome plating, SUS wire drawing, mirror surface Structural function: exposed collision handle lock, fixed installation by screw, lock tongue configuration spring automatic rebound, base height adjustable Uses: Suitable for cold storage doors, oven doors, steamers, disinfection cabinets and various industrial boxes Remarks: Not limited by door panel thickness</p>
冷库把手 Handle latch			
磁吸 Magnet catch			
附件 Accessories			

把手锁 Handle lock	 <p>HCT-1331</p>		<p>Feature Description: Material: ZDC zinc alloy/SUS stainless steel Surface treatment: ZDC chrome plating, SUS wire drawing, mirror surface Structural function: exposed exposed hinge, fixed by screws, easy to install and disassemble Uses: Suitable for cold storage doors, oven doors, steamers, disinfection cabinets and various industrial boxes Remarks: Not limited by door panel thickness</p>
圆柱锁 Cylinder lock			
平面锁 Plane lock			
杆控锁 Rod control lock			
面板锁 Panel lock	<p>特别说明: 材 质: ZDC锌合金/SUS不锈钢 表面处理: ZDC镀铬, SUS拉丝, 镜面 结构功能: 外露式明装铰链, 通过螺丝固定, 安装拆卸简单方便 用 途: 适用于冷库门、烤箱门、蒸箱、消毒柜及 各种工业型箱体使用 备 注: 不受门板厚度限制</p>	<p>Feature Description: Material: ZDC zinc alloy/SUS stainless steel Surface treatment: ZDC chrome plating, SUS wire drawing, mirror surface Structural function: exposed exposed hinge, fixed by screws, easy to install and disassemble Uses: Suitable for cold storage doors, oven doors, steamers, disinfection cabinets and various industrial boxes Remarks: Not limited by door panel thickness</p>	<p>特别说明: 材 质: ZDC锌合金/SUS不锈钢 表面处理: ZDC镀铬, SUS拉丝, 镜面 结构功能: 外露式明装铰链, 通过螺丝固定, 安装拆卸简单方便 用 途: 适用于冷库门、烤箱门、蒸箱、消毒柜及 各种工业型箱体使用 备 注: 不受门板厚度限制</p>
搭扣锁 Tongle and hook			
拉手 Handles			
限位 Door stop			
铰链 Hinge	 <p>HCT-1336</p>		<p>Feature Description: Material: ZDC zinc alloy/SUS stainless steel Surface treatment: ZDC chrome plating, SUS wire drawing, mirror surface Structural function: exposed exposed hinge, fixed by screws, easy to install and disassemble Uses: Suitable for cold storage doors, oven doors, steamers, disinfection cabinets and various industrial boxes Remarks: Not limited by door panel thickness</p>
冷库把手 Handle latch			
磁吸 Magnet catch			
附件 Accessories			

把手锁 Handle lock		
圆柱锁 Cylinder lock		
平面锁 Plane lock		
杆控锁 Rod control lock		
面板锁 Panel lock	特别说明: <ul style="list-style-type: none"> 材 质: ZDC锌合金/SUS不锈钢 表面处理: ZDC镀铬, SUS拉丝, 镜面 结构功能: 外露式明装铰链, 通过螺丝固定, 安装拆卸简单方便 用 途: 适用于冷库门, 烤箱门, 蒸箱, 消毒柜及各种工业箱体使用 备 注: 不受门板厚度限制 	Feature Description: Material: ZDC zinc alloy/SUS stainless steel Surface treatment: ZDC chrome plating, SUS wire drawing, mirror surface Structural function: exposed exposed hinge, fixed by screws, easy to install and disassemble Uses: Suitable for cold storage doors, oven doors, steamers, disinfection cabinets and various industrial boxes Remarks: Not limited by door panel thickness
搭扣锁 Tongue and Hook		
拉手 Handles		
限位 Door stop		
铰链 Hinge		
冷库把手 Handle latch		
磁吸 Magnet catch	特别说明: <ul style="list-style-type: none"> 材 质: ZDC锌合金/SUS不锈钢 表面处理: ZDC镀铬, SUS拉丝, 镜面 结构功能: 外露式明装铰链, 通过螺丝固定, 安装拆卸简单方便 用 途: 适用于冷库门, 烤箱门, 蒸箱, 消毒柜及各种工业箱体使用 备 注: 不受门板厚度限制 	Feature Description: Material: ZDC zinc alloy/SUS stainless steel Surface treatment: ZDC chrome plating, SUS wire drawing, mirror surface Structural function: exposed exposed hinge, fixed by screws, easy to install and disassemble Uses: Suitable for cold storage doors, oven doors, steamers, disinfection cabinets and various industrial boxes Remarks: Not limited by door panel thickness
附件 Accessories		

把手锁 Handle lock		
圆柱锁 Cylinder lock		
平面锁 Plane lock		
杆控锁 Rod control lock		
面板锁 Panel lock	特别说明: <ul style="list-style-type: none"> 材 质: ZDC锌合金/SUS不锈钢 表面处理: ZDC镀铬, SUS拉丝, 镜面 结构功能: 外露式明装铰链, 通过螺丝固定, 安装拆卸简单方便 用 途: 适用于冷库门, 烤箱门, 蒸箱, 消毒柜及各种工业箱体使用 备 注: 不受门板厚度限制 	Feature Description: Material: ZDC zinc alloy/SUS stainless steel Surface treatment: ZDC chrome plating, SUS wire drawing, mirror surface Structural function: exposed exposed hinge, fixed by screws, easy to install and disassemble Uses: Suitable for cold storage doors, oven doors, steamers, disinfection cabinets and various industrial boxes Remarks: Not limited by door panel thickness
搭扣锁 Tongue and Hook		
拉手 Handles		
限位 Door stop		
铰链 Hinge		
冷库把手 Handle latch		
磁吸 Magnet catch	特别说明: <ul style="list-style-type: none"> 材 质: ZDC锌合金/SUS不锈钢 表面处理: ZDC镀铬, SUS拉丝, 镜面 结构功能: 外露式明装铰链, 通过螺丝固定, 安装拆卸简单方便 用 途: 适用于冷库门, 烤箱门, 蒸箱, 消毒柜及各种工业箱体使用 备 注: 不受门板厚度限制 	Feature Description: Material: ZDC zinc alloy/SUS stainless steel Surface treatment: ZDC chrome plating, SUS wire drawing, mirror surface Structural function: exposed exposed hinge, fixed by screws, easy to install and disassemble Uses: Suitable for cold storage doors, oven doors, steamers, disinfection cabinets and various industrial boxes Remarks: Not limited by door panel thickness
附件 Accessories		

把手锁 Handle lock			
圆柱锁 Cylinder lock			
平面锁 Plane lock			
杆控锁 Rod control lock			
面板锁 Panel lock			
搭扣锁 Tongue and Hook			
拉手 Handles			
限位 Door stop			
铰链 Hinge			
冷库把手 Handle latch			
磁吸 Magnet catch			
附件 Accessories			

HCT-1832

特别说明:

- 材质: ZDC锌合金/SUS不锈钢
- 表面处理: ZDC镀铬, SUS拉丝, 镜面
- 结构功能: 外露式明装铰链, 通过螺丝固定, 安装拆卸简单方便
- 用途: 适用于冷库门, 烤箱门, 蒸箱, 消毒柜及各种工业箱体使用
- 备注: 不受门板厚度限制

Feature Description:

Material: ZDC zinc alloy/SUS stainless steel
Surface treatment: ZDC chrome plating, SUS wire drawing, mirror surface
Structural function: exposed exposed hinge, fixed by screws, easy to install and disassemble
Uses: Suitable for cold storage doors, oven doors, steamers, disinfection cabinets and various industrial boxes
Remarks: Not limited by door panel thickness


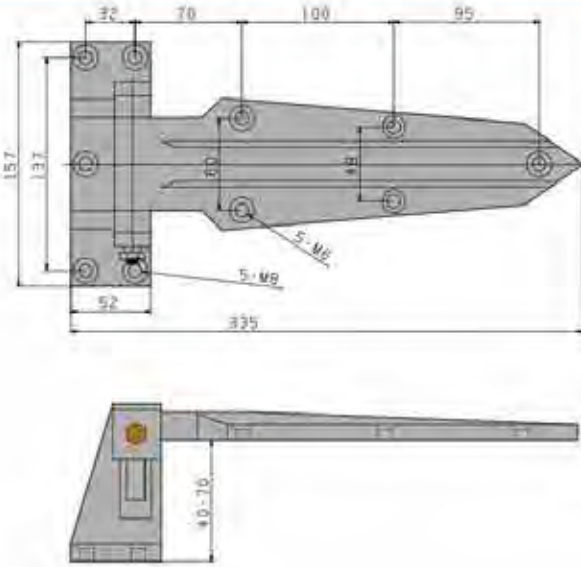
HCT-1460

特别说明:

- 材质: ZDC锌合金/SUS不锈钢
- 表面处理: ZDC镀铬, SUS拉丝, 镜面
- 结构功能: 外露式明装铰链, 通过螺丝固定, 安装拆卸简单方便
- 用途: 适用于冷库门, 烤箱门, 蒸箱, 消毒柜及各种工业箱体使用
- 备注: 不受门板厚度限制

Feature Description:

Material: ZDC zinc alloy/SUS stainless steel
Surface treatment: ZDC chrome plating, SUS wire drawing, mirror surface
Structural function: exposed exposed hinge, fixed by screws, easy to install and disassemble
Uses: Suitable for cold storage doors, oven doors, steamers, disinfection cabinets and various industrial boxes
Remarks: Not limited by door panel thickness

把手锁 Handle lock			
圆柱锁 Cylinder lock			
平面锁 Plane lock			
杆控锁 Rod control lock			
面板锁 Panel lock			
搭扣锁 Tongue and Hook			
拉手 Handles			
限位 Door stop			
铰链 Hinge			
冷库把手 Handle latch			
磁吸 Magnet catch			
附件 Accessories			

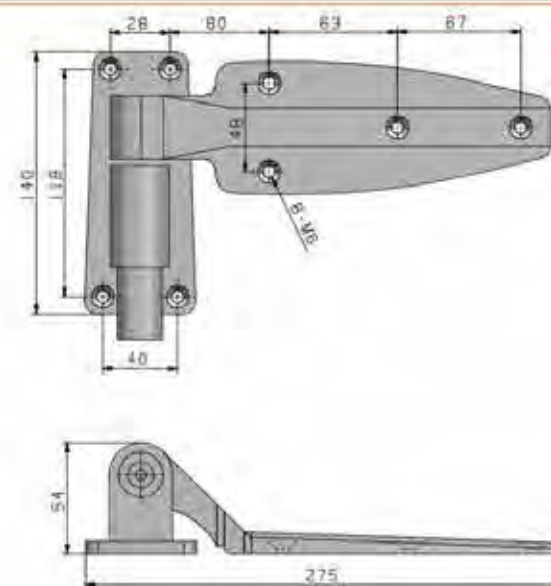
HCT-1570

Feature Description:

Material: ZDC zinc alloy/SUS stainless steel
Surface treatment: ZDC chrome plating, SUS wire drawing, mirror surface
Structural function: exposed exposed hinge, fixed by screws, easy to install and disassemble
Uses: Suitable for cold storage doors, oven doors, steamers, disinfection cabinets and various industrial boxes
Remarks: Not limited by door panel thickness

特别说明:

- 材质: ZDC锌合金/SUS不锈钢
- 表面处理: ZDC镀铬, SUS拉丝, 镜面
- 结构功能: 外露式明装铰链, 通过螺丝固定, 安装拆卸简单方便
- 用途: 适用于冷库门, 烤箱门, 蒸箱, 消毒柜及各种工业箱体使用
- 备注: 不受门板厚度限制




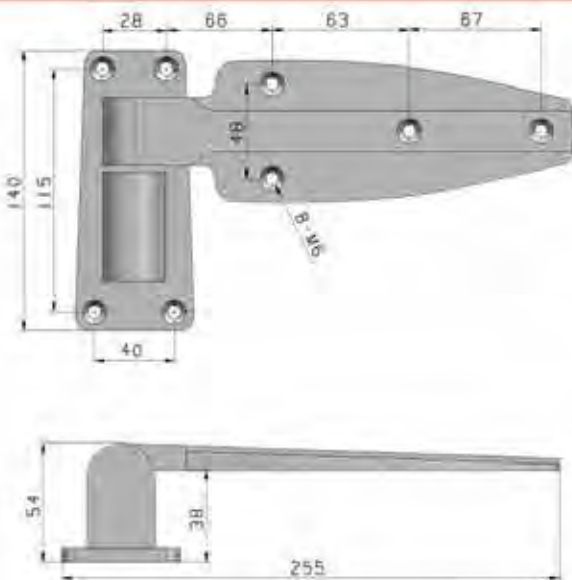

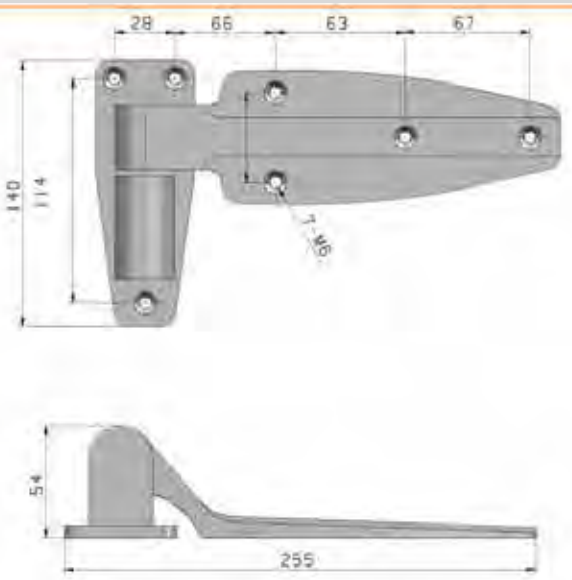
HCT-1230

Feature Description:

Material: ZDC zinc alloy/SUS stainless steel
Surface treatment: ZDC chrome plating, SUS wire drawing, mirror surface
Structural function: exposed exposed hinge, fixed by screws, easy to install and disassemble
Uses: Suitable for cold storage doors, oven doors, steamers, disinfection cabinets and various industrial boxes
Remarks: Not limited by door panel thickness

特别说明:

- 材质: ZDC锌合金/SUS不锈钢
- 表面处理: ZDC镀铬, SUS拉丝, 镜面
- 结构功能: 外露式明装铰链, 通过螺丝固定, 安装拆卸简单方便
- 用途: 适用于冷库门, 烤箱门, 蒸箱, 消毒柜及各种工业箱体使用
- 备注: 不受门板厚度限制

把手锁 Handle lock			Feature Description: Material: ZDC zinc alloy/SUS stainless steel Surface treatment: ZDC chrome plating, SUS wire drawing, mirror surface Structural function: exposed exposed hinge, fixed by screws, easy to install and disassemble Uses: Suitable for cold storage doors, oven doors, steamers, disinfection cabinets and various industrial boxes Remarks: Not limited by door panel thickness
圆柱锁 Cylinder lock			
平面锁 Plane lock			
连杆锁 Rod control lock			
HCT-1238			
面板锁 Panel lock	特别说明: ➢ 材 质: ZDC锌合金/SUS不锈钢 ➢ 表面处理: ZDC镀铬, SUS拉丝, 镜面 ➢ 结构功能: 外露式明装铰链, 通过螺丝固定, 安装拆卸简单方便 ➢ 用 途: 适用于冷库门, 烤箱门, 蒸箱, 消毒柜及各种工业型箱体使用 ➢ 备 注: 不受门板厚度限制		
搭扣锁 Tonggle and hook			
拉手 Handles			
限位 Door stop			
铰链 Hinge			
冷库把手 Handle latch			
HCT-1239			
磁吸 Magnet catch	特别说明: ➢ 材 质: ZDC锌合金/SUS不锈钢 ➢ 表面处理: ZDC镀铬, SUS拉丝, 镜面 ➢ 结构功能: 外露式明装铰链, 通过螺丝固定, 安装拆卸简单方便 ➢ 用 途: 适用于冷库门, 烤箱门, 蒸箱, 消毒柜及各种工业型箱体使用 ➢ 备 注: 不受门板厚度限制		
附件 Accessories	Feature Description: Material: ZDC zinc alloy/SUS stainless steel Surface treatment: ZDC chrome plating, SUS wire drawing, mirror surface Structural function: exposed exposed hinge, fixed by screws, easy to install and disassemble Uses: Suitable for cold storage doors, oven doors, steamers, disinfection cabinets and various industrial boxes Remarks: Not limited by door panel thickness		

--

把手锁 Handle lock						
圆柱锁 Cylinder lock						
平面锁 Plane lock						
插杆锁 Rod control lock						
面板锁 Panel lock						
搭扣锁 Tongue and hook						
拉手 Handles						
限位 Door stop						
铰链 Hinge						
冷压把手 Handle latch						
磁吸 Magnet catch						
附件 Accessories						

特征说明:

- 材 质: ZDC, SUS, 不锈钢弹珠, 弹簧
- 表面处理: ZDC镀铬, SUS拉丝, 镜面
- 结构功能: 明装可调式磁珠, 通过两边磁性调节开合关闭大小力度
- 用 途: 一般适用于橱柜, 衣柜, 电柜, 机箱, 自动化设备钣金柜门
- 备 注: 不受门板厚度限制

Feature Description:

Material: ZDC, SUS, stainless steel marbles, springs

Surface treatment: ZDC chrome plating, SUS wire drawing, mirror surface

Structural function: exposed adjustable touching bead, adjust the opening and closing force through the studs on both sides

Uses: generally suitable for cabinets, wardrobes, electric cabinets, electrical boxes, automation equipment sheet metal cabinet doors

Remarks: Not limited by door panel thickness

把手锁 Handle lock						
圆柱锁 Cylinder lock						
平面锁 Plane lock						
插杆锁 Rod control lock						
面板锁 Panel lock						
搭扣锁 Tongue and hook						
拉手 Handles						
限位 Door stop						
铰链 Hinge						
冷压把手 Handle latch						
磁吸 Magnet catch						
附件 Accessories						

Feature Description:

Material: ZDC, stainless steel marbles, springs

Surface treatment: ZDC chrome plating

Structural function: exposed adjustable touching bead, adjust the opening and closing force through the studs on both sides

Uses: generally suitable for cabinets, wardrobes, electric cabinets, electrical boxes, automation equipment sheet metal cabinet doors

Remarks: Not limited by door panel thickness

特征说明:

- 材 质: ZDC, 不锈钢弹珠, 弹簧
- 表面处理: ZDC镀铬
- 结构功能: 明装可调式磁珠, 通过两边磁性调节开合关闭大小力度
- 用 途: 一般适用于橱柜, 衣柜, 电柜, 机箱, 自动化设备钣金柜门
- 备 注: 不受门板厚度限制

Feature Description:

Material: ZDC, stainless steel marbles, springs

Surface treatment: ZDC chrome plating


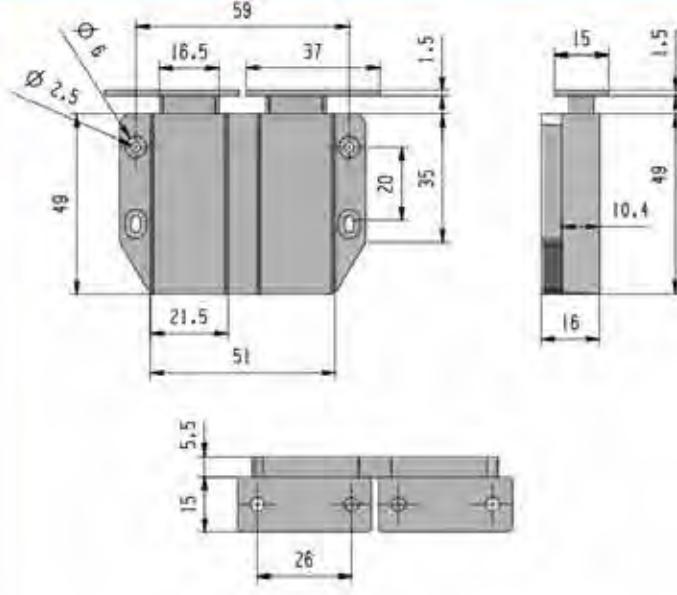

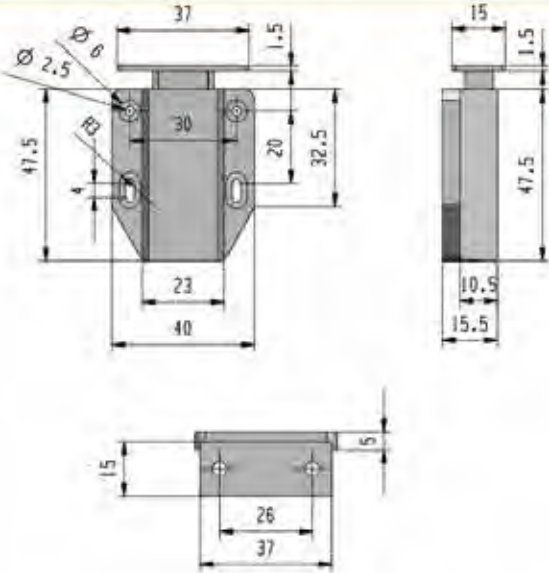

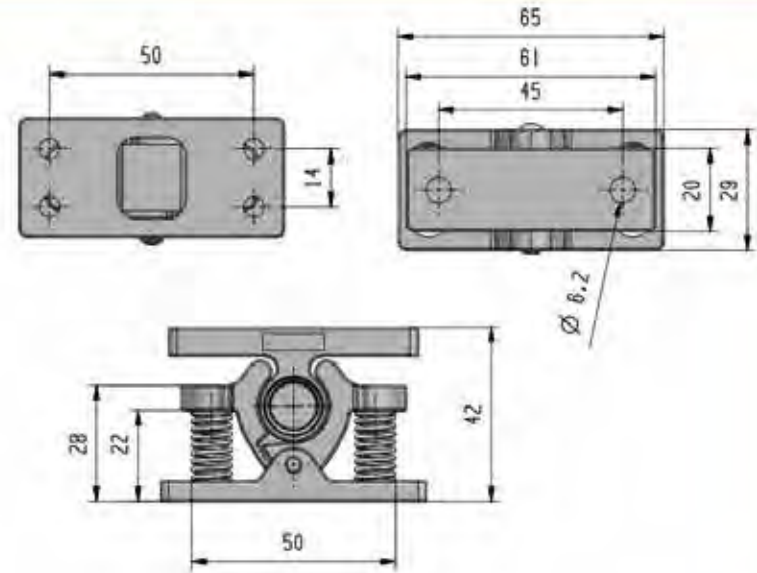
Structural function: exposed adjustable touching bead, adjust the opening and closing force through the studs on both sides


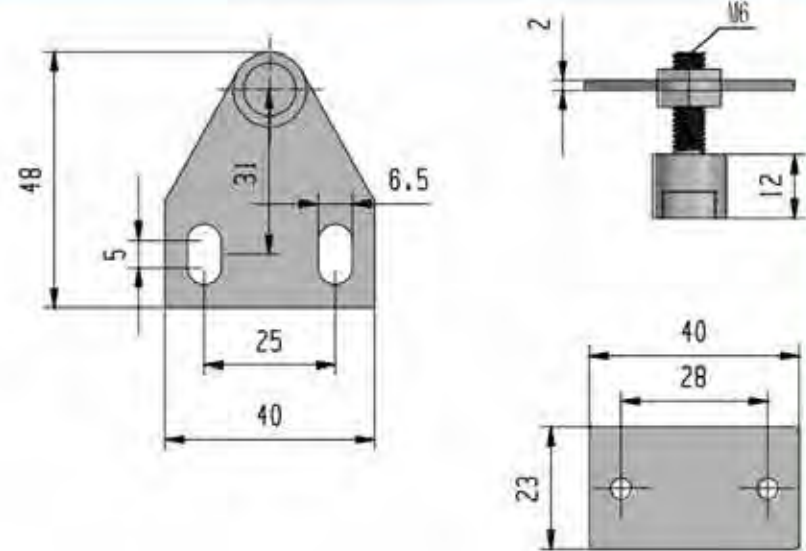

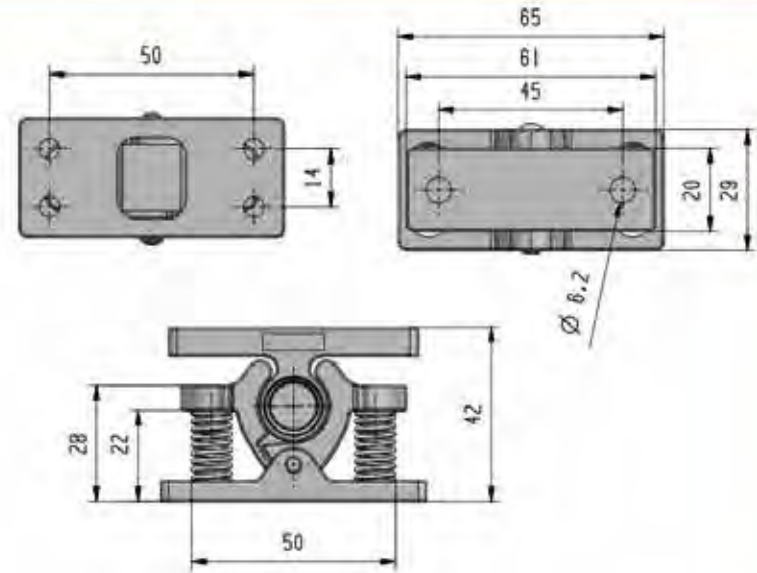

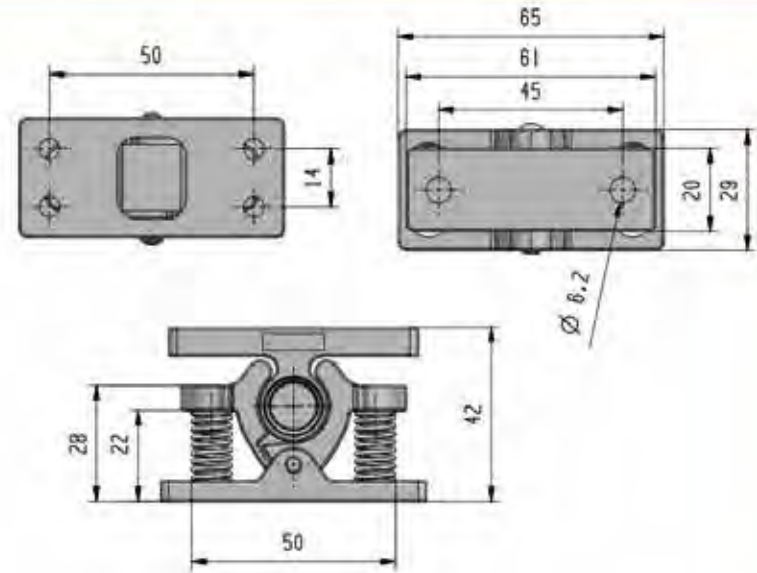
Uses: generally suitable for cabinets, wardrobes, electric cabinets, electrical boxes, automation equipment sheet metal cabinet doors


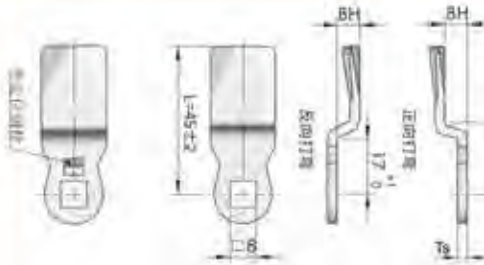

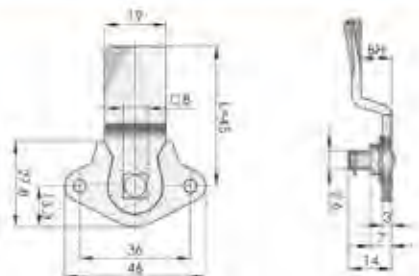

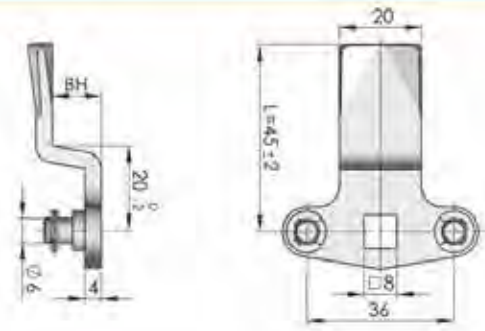

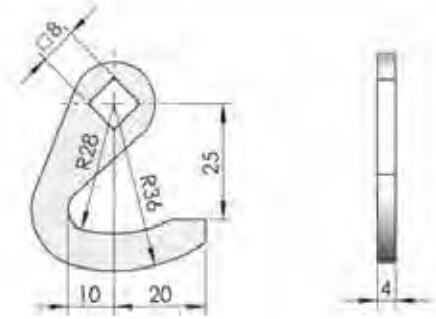
Remarks: Not limited by door panel thickness


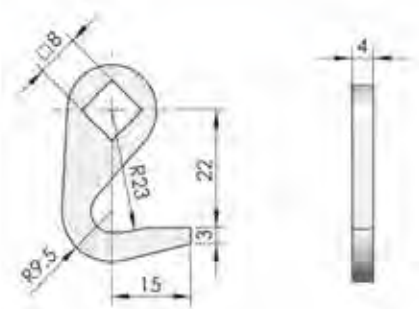

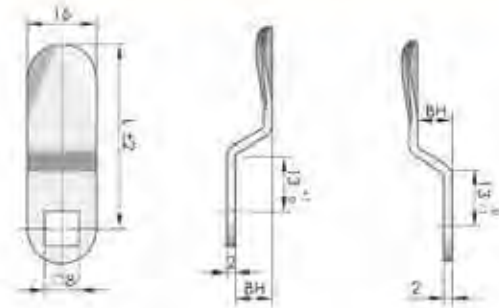

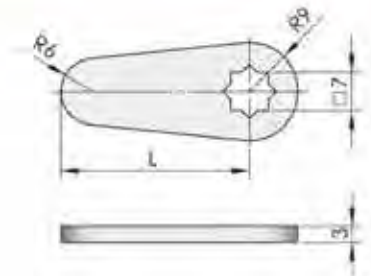

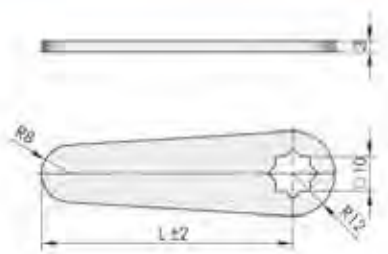
特征说明:


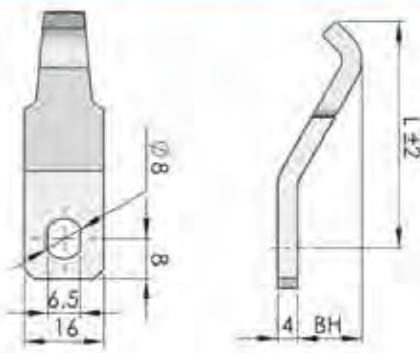

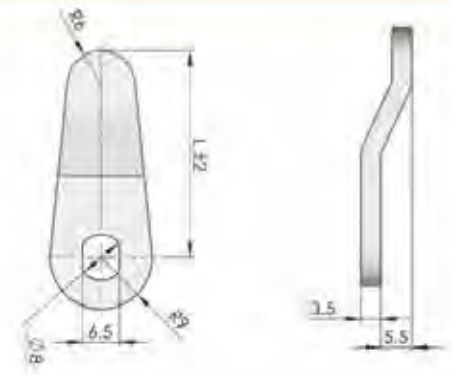

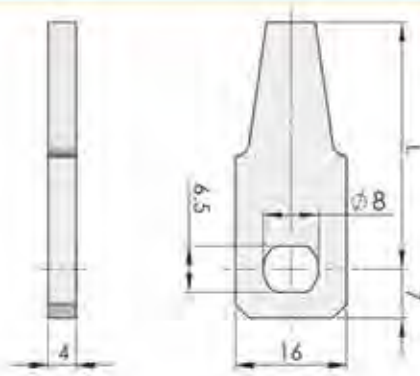
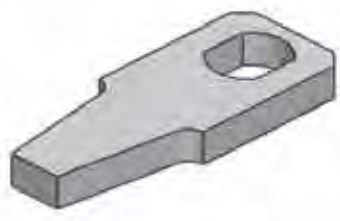
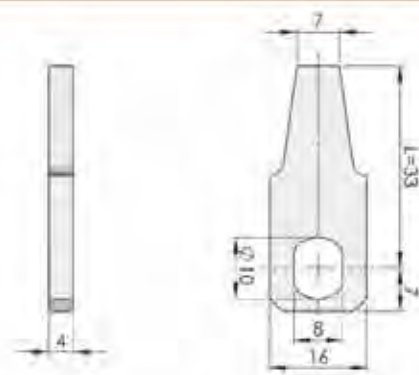
- 材 质: ZDC, 不锈钢弹珠, 弹簧
- 表面处理: ZDC镀铬
- 结构功能: 明装可调式磁珠, 通过两边磁性调节开合关闭大小力度
- 用 途: 一般适用于橱柜, 衣柜, 电柜, 机箱, 自动化设备钣金柜门
- 备 注: 不受门板厚度限制


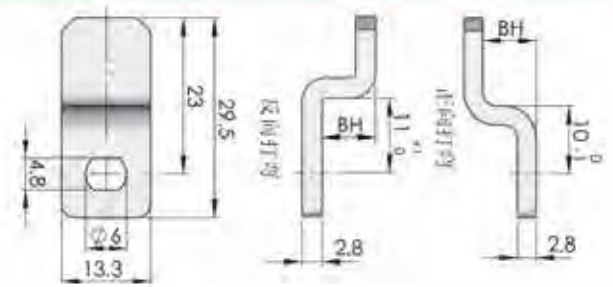

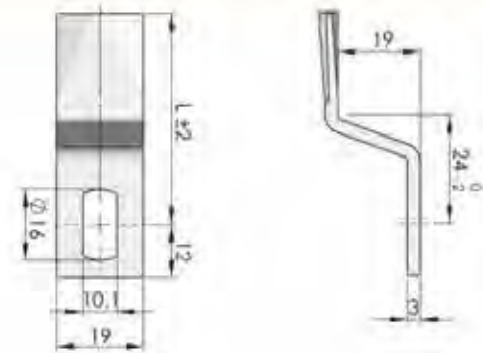

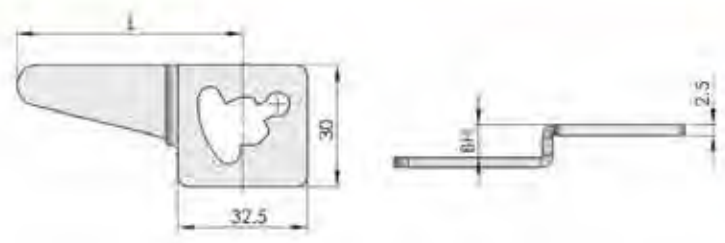

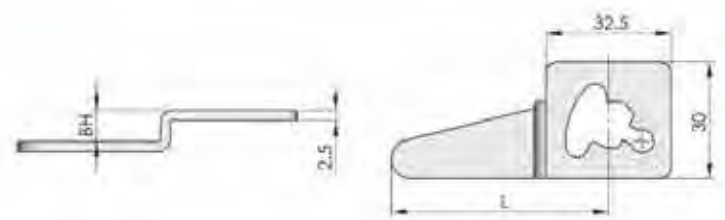
把手锁 Handle lock	 <p>CLK21-1Z</p>		<p>特征说明:</p> <ul style="list-style-type: none"> 材 质: ZDC锌合金, 强力磁吸 表面处理: 镜面, 拉丝 结构功能: 外定位安装强力磁吸, 通过磁铁于钢片链接产生磁力吸合关闭 用 途: 一般适用于橱柜, 衣柜, 电柜, 电梯, 自动化设备钣金柜门 备 注: 不受门板厚度限制 	<p>Feature Description:</p> <p>Material: ZDC zinc alloy, strong magnetic</p> <p>Surface treatment: mirror, brushed</p> <p>Structural function: strong magnetic attraction is installed in external positioning, and magnetic attraction is closed by the magnet in the steel sheet link</p> <p>Uses: generally suitable for cabinets, wardrobes, electric cabinets, electrical boxes, automation equipment sheet metal cabinet doors</p> <p>Remarks: Not limited by door panel thickness</p>
圆柱锁 Cylinder lock				
平面锁 Plane lock				
拉杆锁 Rod control lock				
面板锁 Panel lock	 <p>CLK21-2Z</p>		<p>特征说明:</p> <ul style="list-style-type: none"> 材 质: ZDC锌合金, 强力磁吸 表面处理: 镜面, 拉丝 结构功能: 外定位安装强力磁吸, 通过磁铁于钢片链接产生磁力吸合关闭 用 途: 一般适用于橱柜, 衣柜, 电柜, 电梯, 自动化设备钣金柜门 备 注: 不受门板厚度限制 	<p>Feature Description:</p> <p>Material: ZDC zinc alloy, strong magnetic</p> <p>Surface treatment: mirror, brushed</p> <p>Structural function: strong magnetic attraction is installed in external positioning, and magnetic attraction is closed by the magnet in the steel sheet link</p> <p>Uses: generally suitable for cabinets, wardrobes, electric cabinets, electrical boxes, automation equipment sheet metal cabinet doors</p> <p>Remarks: Not limited by door panel thickness</p>
搭扣锁 Tonggle and hook				
拉手 Handles				
限位 Door stop				
铰链 Hinge	 <p>CLK23-1</p>		<p>特征说明:</p> <ul style="list-style-type: none"> 材 质: ZDC锌合金, SUS弹簧, 销钉 表面处理: 镀锌 结构功能: 锌合金重型双弹簧门碰快夹特圆管固定底座锁闭, 安装简易快捷 用 途: 一般适用于电柜电柜, 机箱机柜, 自动化设备箱体使用 备 注: 不受门板厚度限制 	<p>Feature Description:</p> <p>Material: ZDC zinc alloy, SUS spring, pin</p> <p>Surface treatment: galvanized</p> <p>Structural function: zinc alloy heavy-duty double spring door touch lock clamping round tube fixed base locking, easy and quick installation</p> <p>Uses: Generally suitable for electrical cabinets, chassis cabinets, and automated sheet metal boxes</p> <p>Remarks: Not limited by door panel thickness</p>
磁吸 Magnet catch				
附件 Accessories				


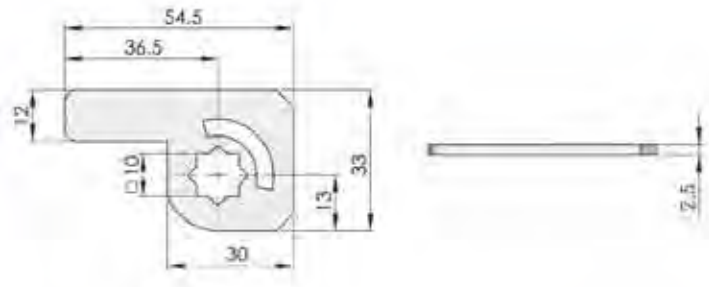

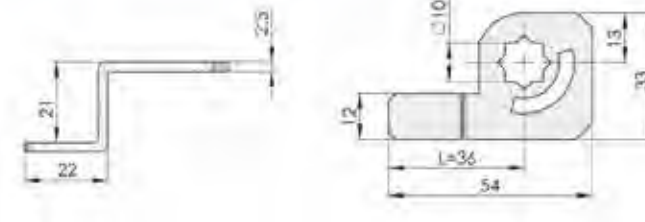

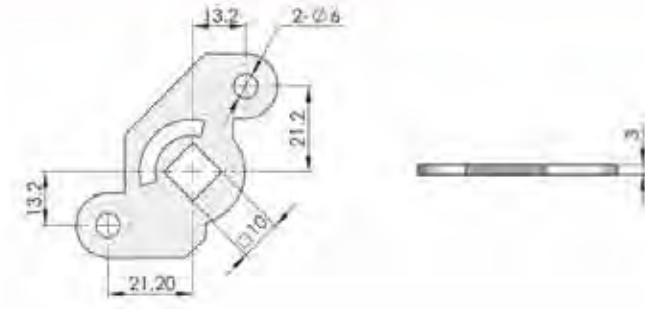

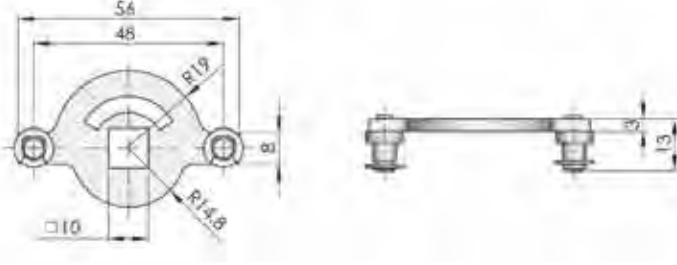
把手锁 Handle lock	 <p>CLK22-1</p>		<p>特征说明:</p> <ul style="list-style-type: none"> 材 质: SPCC定位板, 螺钉, 螺丝 表面处理: 镀锌 结构功能: 外定位安装强力磁吸, 通过磁铁于钢片链接产生磁力吸合关闭 用 途: 一般适用于橱柜, 衣柜, 电柜, 电梯, 自动化设备钣金柜门 备 注: 不受门板厚度限制 	<p>Feature Description:</p> <p>Material: SPCC positioning plate, screw, screw</p> <p>Surface treatment: nickel plating</p> <p>Structural function: strong magnetic attraction is installed in external positioning, and magnetic attraction is closed by the magnet in the steel sheet link</p> <p>Uses: generally suitable for cabinets, wardrobes, electric cabinets, electrical boxes, automation equipment sheet metal cabinet doors</p> <p>Remarks: Not limited by door panel thickness</p>
圆柱锁 Cylinder lock				
平面锁 Plane lock				
拉杆锁 Rod control lock				
面板锁 Panel lock	 <p>CLK23-1</p>		<p>特征说明:</p> <ul style="list-style-type: none"> 材 质: ZDC锌合金, 强力磁吸 表面处理: 镜面, 拉丝 结构功能: 外定位安装强力磁吸, 通过磁铁于钢片链接产生磁力吸合关闭 用 途: 一般适用于橱柜, 衣柜, 电柜, 电梯, 自动化设备钣金柜门 备 注: 不受门板厚度限制 	<p>Feature Description:</p> <p>Material: ZDC zinc alloy, strong magnetic</p> <p>Surface treatment: mirror, brushed</p> <p>Structural function: strong magnetic attraction is installed in external positioning, and magnetic attraction is closed by the magnet in the steel sheet link</p> <p>Uses: generally suitable for cabinets, wardrobes, electric cabinets, electrical boxes, automation equipment sheet metal cabinet doors</p> <p>Remarks: Not limited by door panel thickness</p>
搭扣锁 Tonggle and hook				
拉手 Handles				
限位 Door stop				
铰链 Hinge	 <p>CLK23-1</p>		<p>特征说明:</p> <ul style="list-style-type: none"> 材 质: ZDC锌合金, SUS弹簧, 销钉 表面处理: 镀锌 结构功能: 锌合金重型双弹簧门碰快夹特圆管固定底座锁闭, 安装简易快捷 用 途: 一般适用于电柜电柜, 机箱机柜, 自动化设备箱体使用 备 注: 不受门板厚度限制 	<p>Feature Description:</p> <p>Material: ZDC zinc alloy, SUS spring, pin</p> <p>Surface treatment: galvanized</p> <p>Structural function: zinc alloy heavy-duty double spring door touch lock clamping round tube fixed base locking, easy and quick installation</p> <p>Uses: Generally suitable for electrical cabinets, chassis cabinets, and automated sheet metal boxes</p> <p>Remarks: Not limited by door panel thickness</p>
磁吸 Magnet catch				
附件 Accessories				

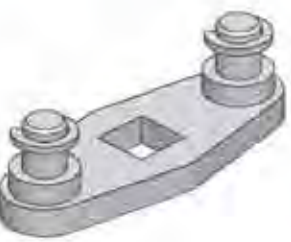
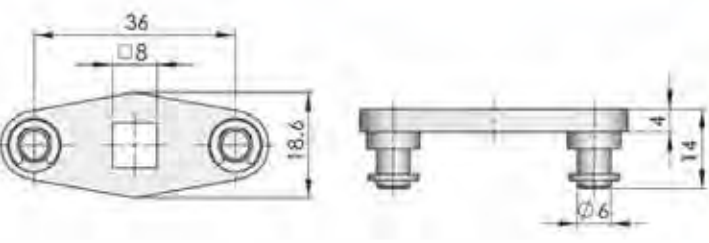
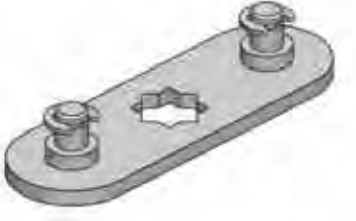
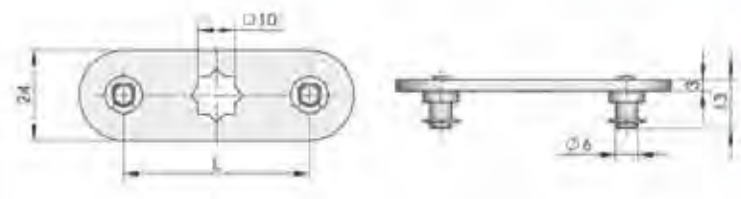

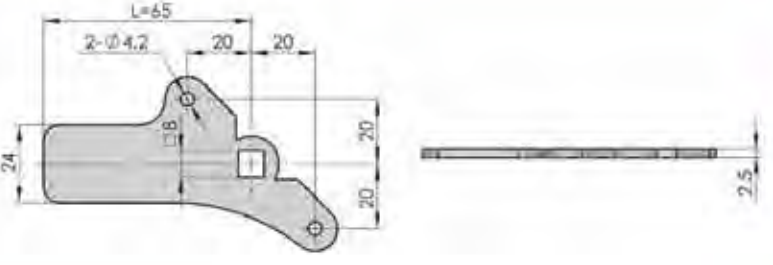

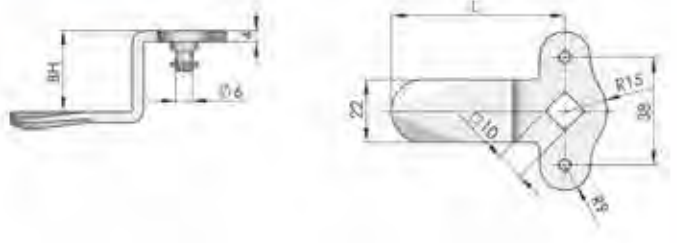

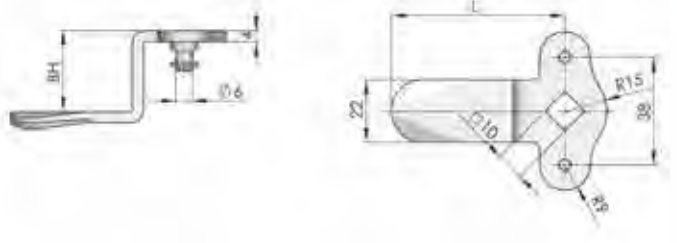
把手锁 Handle lock		SB01系列		注：默认板厚 $T=3\text{mm}$ ，有其他材质、中心距及板厚要求请另说明，外定位时锁柱代号前加“D”。
圆柱锁 Cylinder lock				
平面锁 Plane lock				
通杆锁 Rod control lock				
面板锁 Panel lock		SB02系列		注：默认板厚 $T=3\text{mm}$ ，有其他材质、中心距及板厚要求请另说明，外定位时锁柱代号前加“D”。
搭扣锁 Tonggle and hook				
拉手 Handles				
限位 Door stop				
铰链 Hinge		SB03系列		
冷库把手 Handle latch				
磁吸 Magnet catch				
附件 Accessories				
		SB04系列		


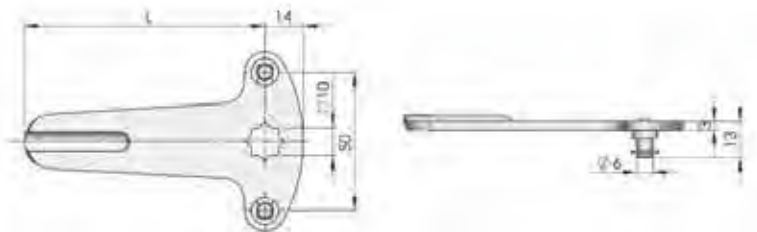

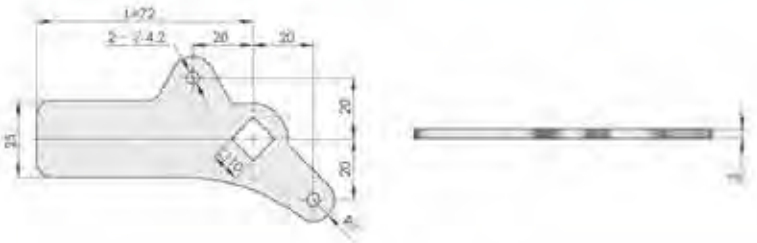

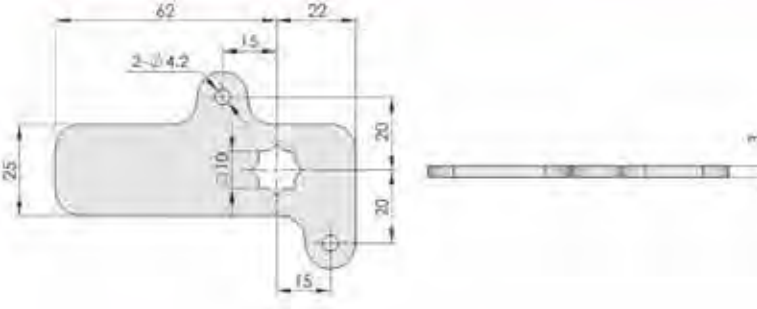

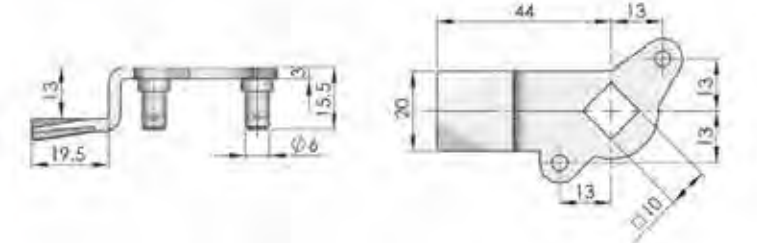
把手锁 Handle lock		SB05系列		
圆柱锁 Cylinder lock				
平面锁 Plane lock				
通杆锁 Rod control lock				
面板锁 Panel lock		SB06系列		
搭扣锁 Tonggle and hook				
拉手 Handles				
限位 Door stop				
铰链 Hinge		SB07系列		
冷库把手 Handle latch				
磁吸 Magnet catch				
附件 Accessories				
		SB08系列		

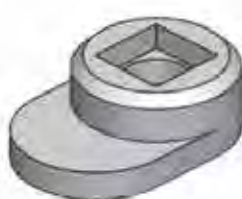
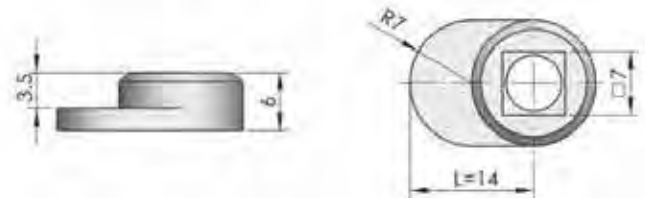

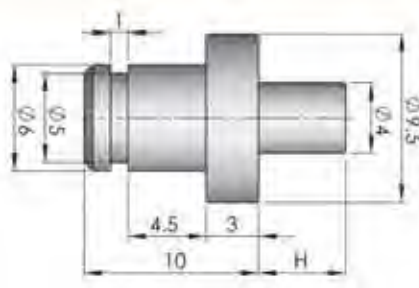

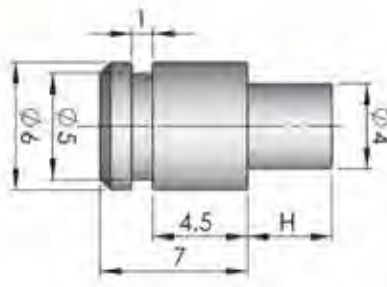

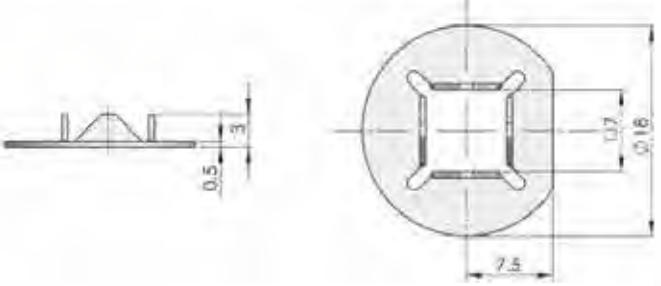
把手锁 Handle lock			SB09系列
圆柱锁 Cylinder lock			
平面锁 Plane lock			
连杆锁 Rod control lock			
面板锁 Panel lock			SB10系列
搭扣锁 Toggle and hook			
拉手 Handles			
限位 Door stop			
铰链 Hinge			SB11系列
冷库把手 Handle latch			
磁吸 Magnet catch			
附件 Accessories			
			SB12系列


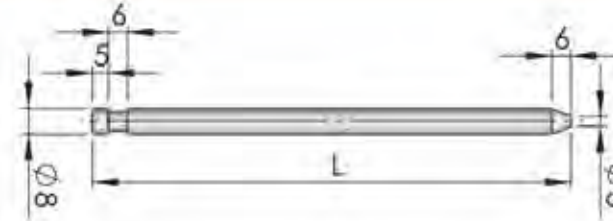

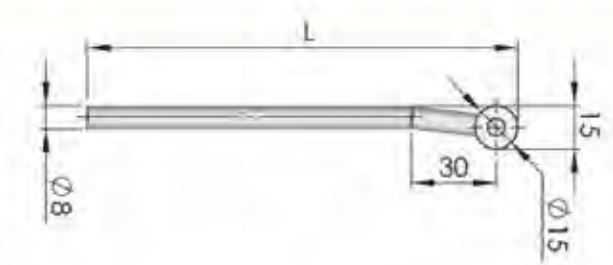



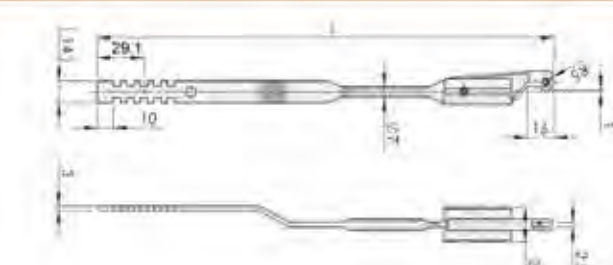
把手锁 Handle lock			SB13系列
圆柱锁 Cylinder lock			
平面锁 Plane lock			
连杆锁 Rod control lock			
面板锁 Panel lock			SB14系列
搭扣锁 Toggle and hook			
拉手 Handles			
限位 Door stop			
铰链 Hinge			SB15 (左) 系列
冷库把手 Handle latch			
磁吸 Magnet catch			
附件 Accessories			
			SB15 (右) 系列




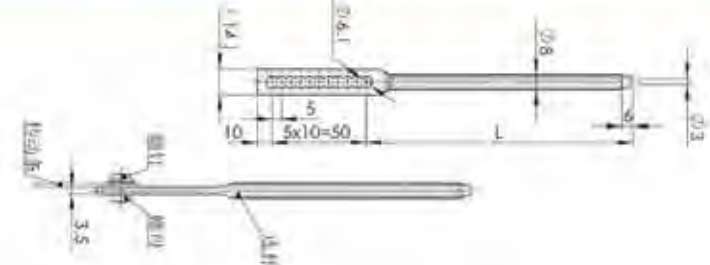

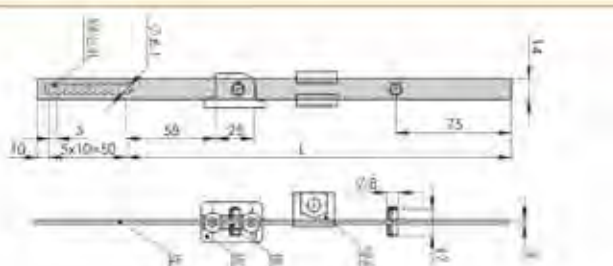

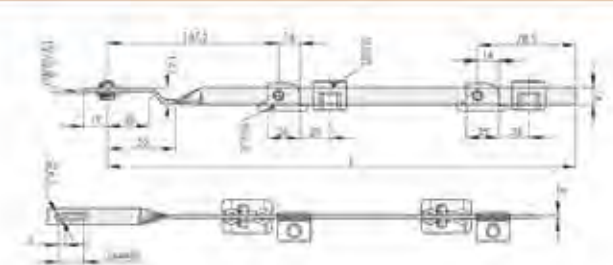
把手锁 Handle lock			SB16-1
圆柱锁 Cylinder lock			
平面锁 Plane lock			
插杆锁 Rod control lock			
面板锁 Panel lock			SB16-2
搭扣锁 Tongue and hook			
拉手 Handles			
限位 Door stop			
铰链 Hinge			SB17-1
冷库把手 Handle latch			
磁吸 Magnet catch			
附件 Accessories			
			SB17-2


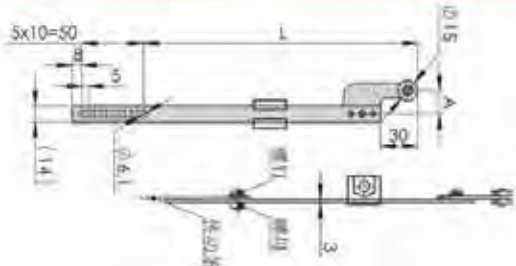

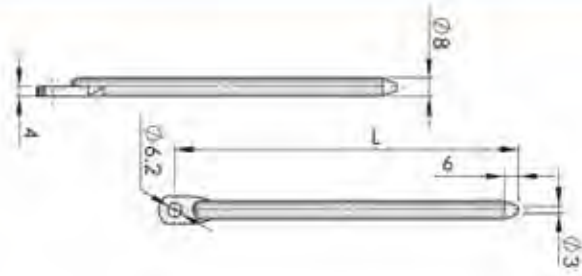

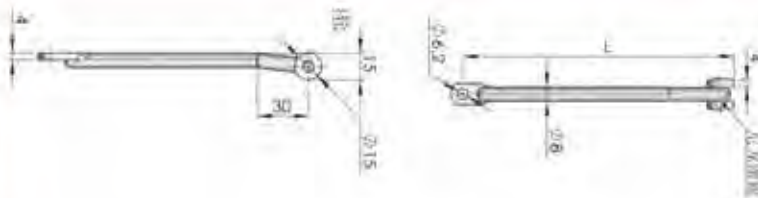

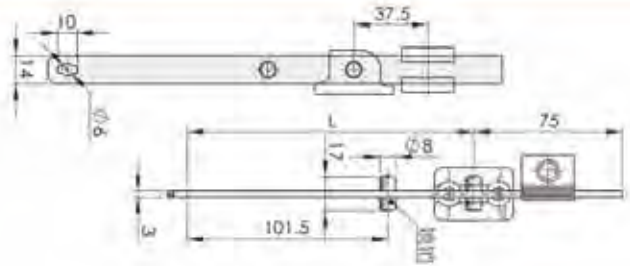
把手锁 Handle lock			SB18-1
圆柱锁 Cylinder lock			
平面锁 Plane lock			
插杆锁 Rod control lock			
面板锁 Panel lock			SB19-1
搭扣锁 Tongue and hook			
拉手 Handles			
限位 Door stop			
铰链 Hinge			S3B6500
冷库把手 Handle latch			
磁吸 Magnet catch			
附件 Accessories			
			SB20-1
			SB21-1


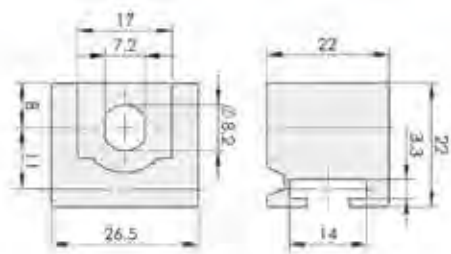
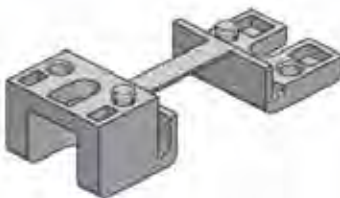
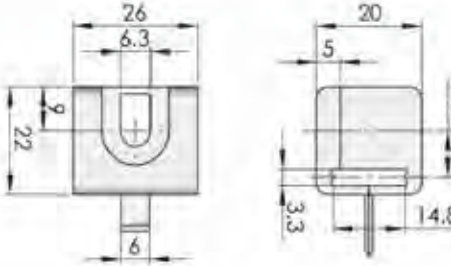

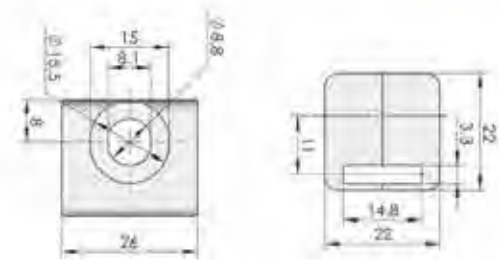

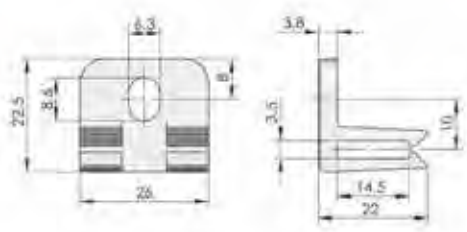
把手锁 Handle lock	 <p>SB22系列</p>		
圆柱锁 Cylinder lock			
平面锁 Plane lock			
连杆锁 Rod control lock			
面板锁 Panel lock	 <p>SB23-1</p>		
搭扣锁 Tonggle and Hook			
拉手 Handles			
限位 Door stop			
铰链 Hinge	 <p>SB24-1</p>		
冷库把手 Handle latch			
磁吸 Magnet catch			
附件 Accessories			
	 <p>SB25-1Y</p>		

把手锁 Handle lock	 <p>SB26-1</p>		
圆柱锁 Cylinder lock			
平面锁 Plane lock			
连杆锁 Rod control lock			
面板锁 Panel lock	 <p>SB27-1</p>		
搭扣锁 Tonggle and Hook			
拉手 Handles			
限位 Door stop			
铰链 Hinge	 <p>SB27-2</p>		
冷库把手 Handle latch			
磁吸 Magnet catch			
附件 Accessories			
	 <p>SB28-1</p>		

把手锁 Handle lock	 LG001-1	
圆柱锁 Cylinder lock		
平面锁 Plane lock		
连杆锁 Rod control lock	 LG001-2	
面板锁 Panel lock		
搭扣锁 Tongue and hook		
拉手 Handles	 LG001-3	
限位 Door stop		
铰链 Hinge		
冷库把手 Handle latch	 LG002-1	
磁吸 Magnet catch		
附件 Accessories		

把手锁 Handle lock	 LG002-2	
圆柱锁 Cylinder lock		
平面锁 Plane lock		
连杆锁 Rod control lock	 LG003	
面板锁 Panel lock		
搭扣锁 Tongue and hook		
拉手 Handles	 LG004	
限位 Door stop		
铰链 Hinge		
冷库把手 Handle latch	 LG005	
磁吸 Magnet catch		
附件 Accessories		

把手锁 Handle lock		
圆柱锁 Cylinder lock		
平面锁 Plane lock		
LG006		
连杆锁 Rod control lock		
面板锁 Panel lock		
挂钩锁 Tongle and hook		
LG007-A		
拉手 Handles		
限位 Door stop		
铰链 Hinge		
LG007-B		
冷库把手 Handle latch		
磁吸 Magnet catch		
附件 Accessories		
LG010		

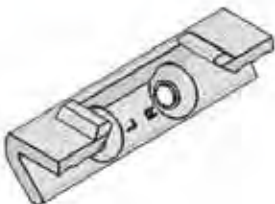
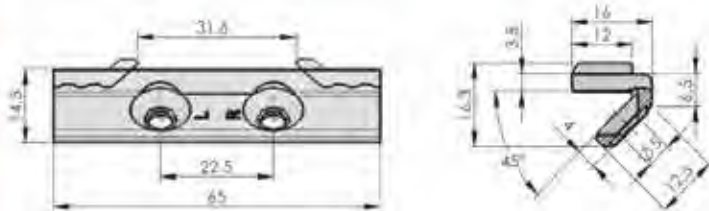
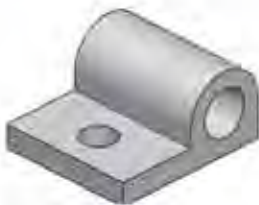
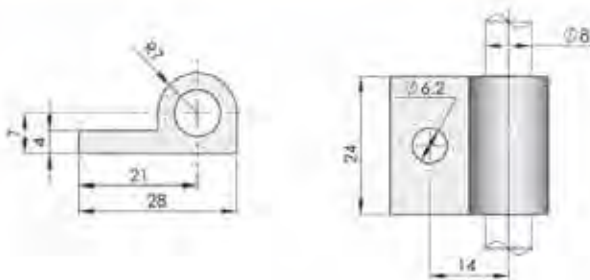
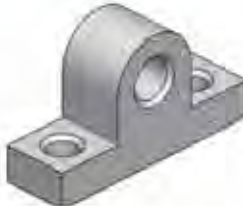


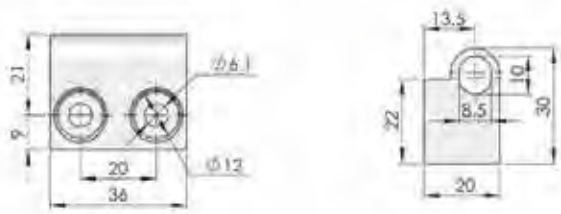
把手锁 Handle lock		
圆柱锁 Cylinder lock		
平面锁 Plane lock		
RG001-1		
连杆锁 Rod control lock		
面板锁 Panel lock		
挂钩锁 Tongle and hook		
RG001-2		
拉手 Handles		
限位 Door stop		
铰链 Hinge		
RG001-3		
冷库把手 Handle latch		
磁吸 Magnet catch		
附件 Accessories		
RG001-4		

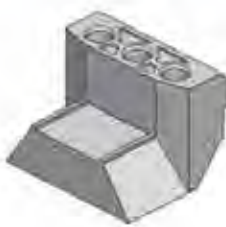
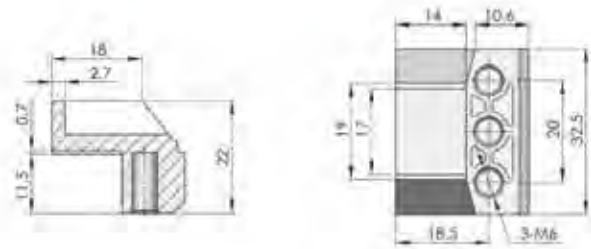

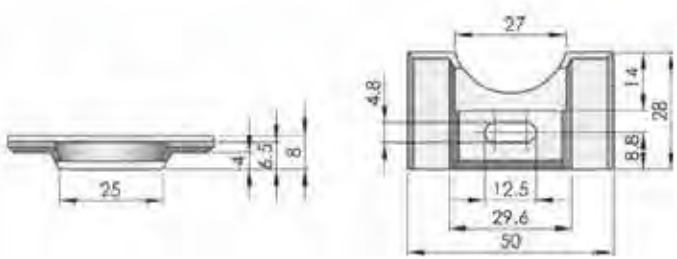

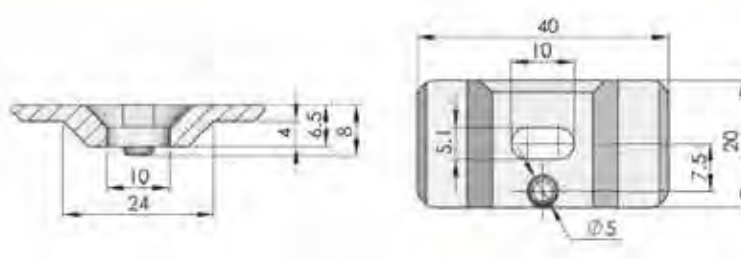

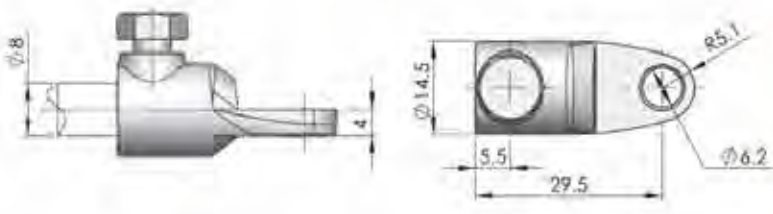
把手锁 Handle lock	 RG001-5	 	
圆柱锁 Cylinder lock			
平面锁 Plane lock			
连杆锁 Rod control lock	 RG001-8	 	
面板锁 Panel lock			
搭扣锁 Tongue and hook			
拉手 Handles	 RG001-9	 	
限位 Door stop			
铰链 Hinge			
冷库把手 Handle latch	 RG001-10	 	
磁吸 Magnet catch			
附件 Accessories			


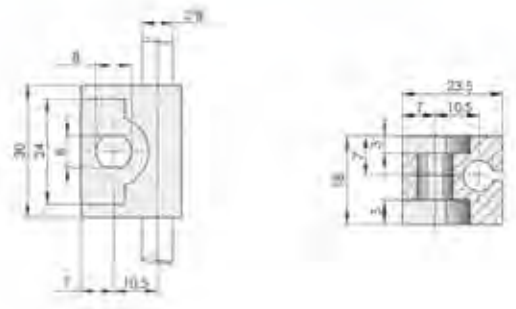

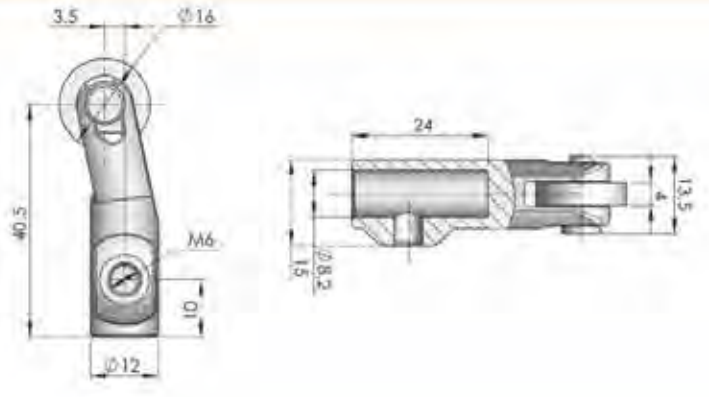

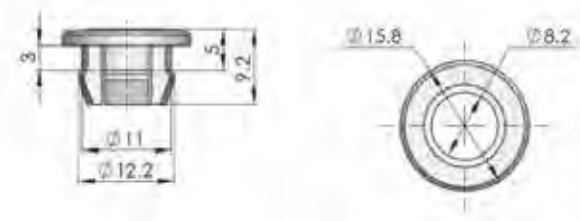
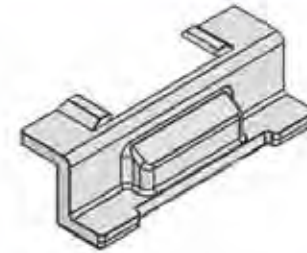
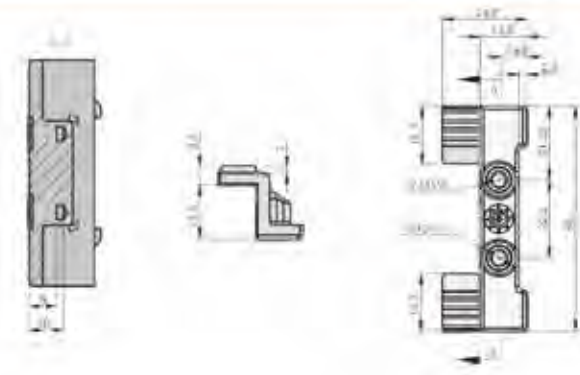
把手锁 Handle lock	 RG003-1	 	
圆柱锁 Cylinder lock			
平面锁 Plane lock			
连杆锁 Rod control lock	 RG003-2	 	
面板锁 Panel lock			
搭扣锁 Tongue and hook			
拉手 Handles	 RG003-3	 	
限位 Door stop			
铰链 Hinge			
冷库把手 Handle latch	 RG003-4	 	
磁吸 Magnet catch			
附件 Accessories			


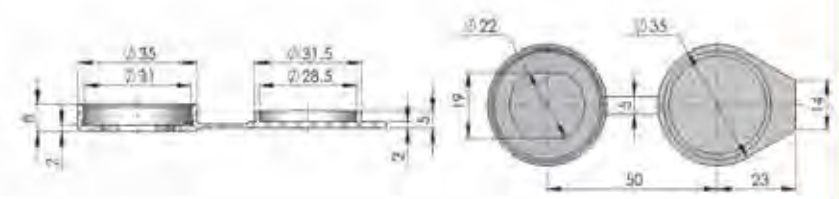

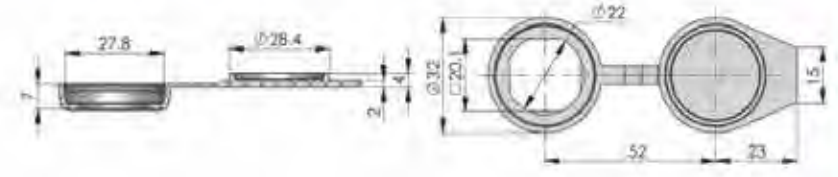

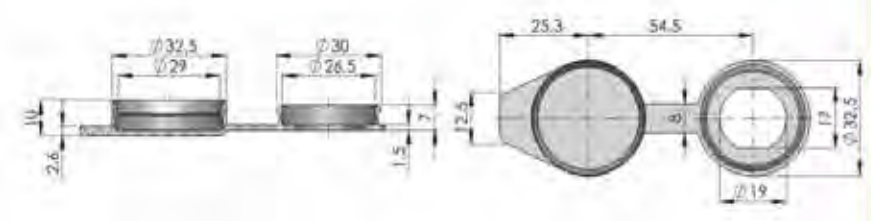

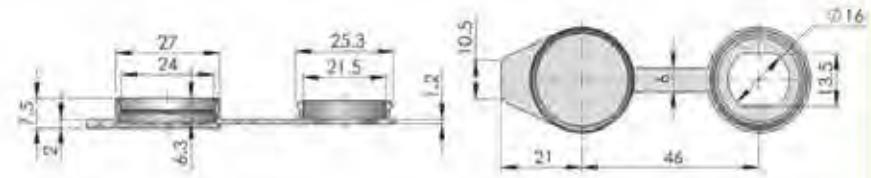
把手锁 Handle lock	 RG003-5	 32 16 4 22 70 54 40 14 2- $\varnothing 6.5$ $\varnothing 10.5 \times 90$ (H7/L)	
圆柱锁 Cylinder lock			
平面锁 Plane lock			
旋转控制锁 Rod control lock			
面板锁 Panel lock	 RG003-6	 2- $\varnothing 6.8$ $\varnothing 10.8 \times 90$ (H7/L) 20.4 50 64 23.7 15 12 19 5 4	
搭扣锁 Tongue and hook			
拉手 Handles			
限位 Door stop			
铰链 Hinge	 RG003-7	 39 8.3 26.2 13 18 24.7 $\varnothing 6.8$ $\varnothing 12.3 \times 90$ (H7/L) 18.5	
冷库把手 Handle latch			
磁吸 Magnet catch			
附件 Accessories			
	 RG003-8	 16 15 30 65 2- $\varnothing 6$ 8 4.5 20 2.8 6.7	


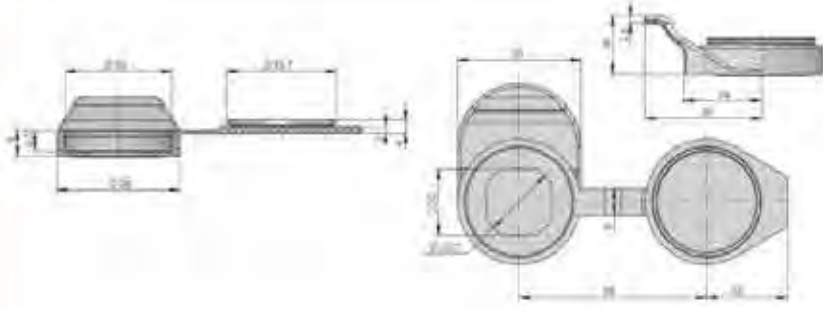

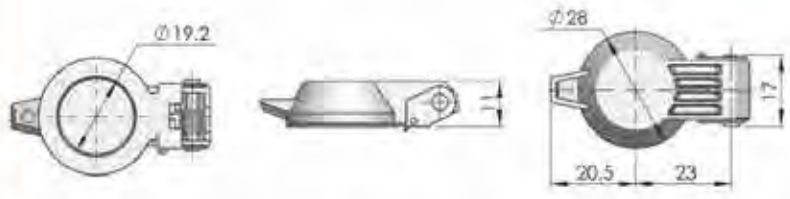

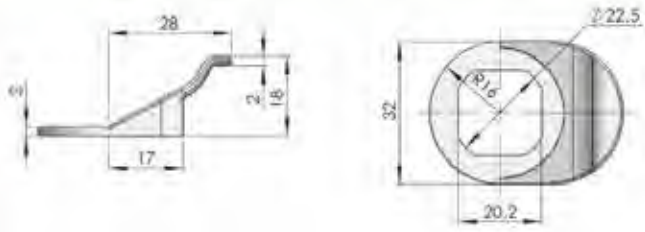

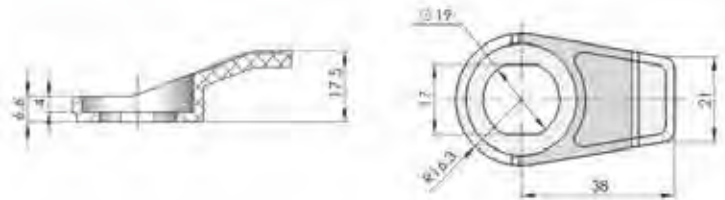
把手锁 Handle lock	 RG003-9	 12.5 20.5 4.2 2- $\varnothing 6.3$ 25 40.4 24.3	
圆柱锁 Cylinder lock			
平面锁 Plane lock			
旋转控制锁 Rod control lock			
面板锁 Panel lock	 RG003-10	 12.5 4.5 20.5 7 3.4 2- $\varnothing 6.3$ 25 40.4 24.3	
搭扣锁 Tongue and hook			
拉手 Handles			
限位 Door stop			
铰链 Hinge	 RG003-11	 27.5 23 8 10 8.5 6 11.5 2.6 25.5 17 4.5 41 5 17 36 40	
冷库把手 Handle latch			
磁吸 Magnet catch			
附件 Accessories			
	 RG003-14	 15 7.5 39 15 2 11 15 23.5 75 39 20.5 45.9	


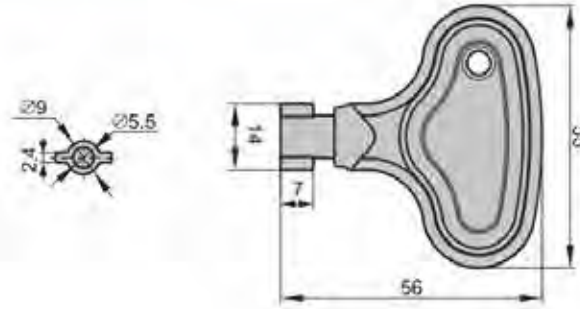

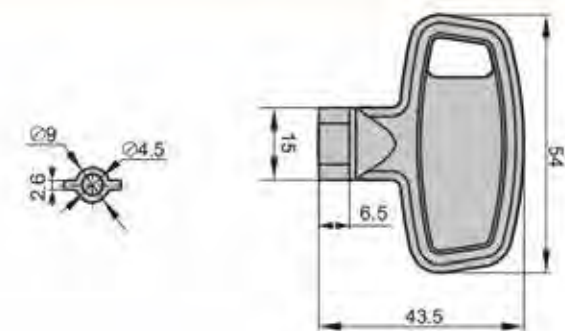

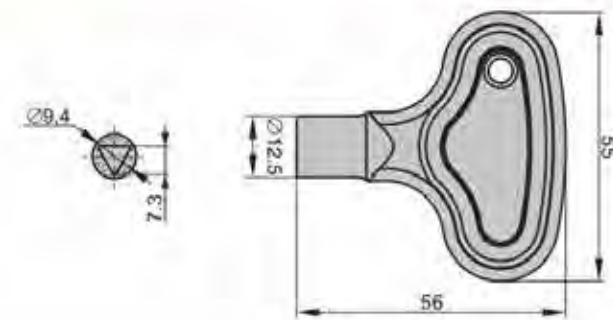

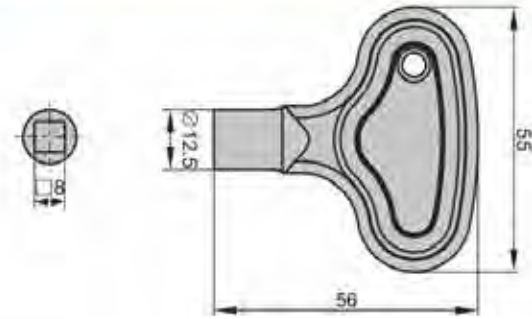
把手锁 Handle lock	 RG003-15	
圆柱锁 Cylinder lock		
平面锁 Plane lock		
插杆锁 Rod control lock		
面板锁 Panel lock	 RG004-1	
搭扣锁 Tongue and hook		
拉手 Handles		
限位 Door stop		
铰链 Hinge	 RG004-2	
冷库把手 Handle latch		
磁吸 Magnet catch		
附件 Accessories		
	 RG004-3	


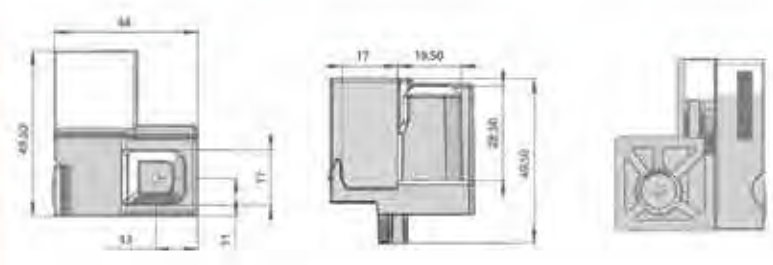

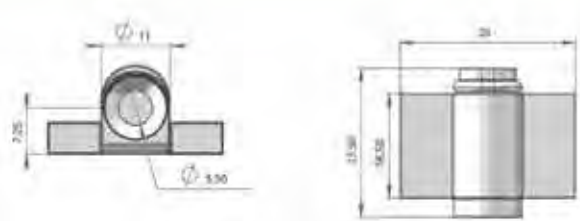

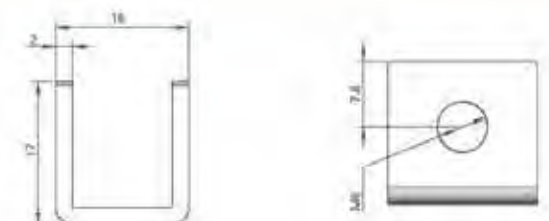
把手锁 Handle lock	 RG005-1	
圆柱锁 Cylinder lock		
平面锁 Plane lock		
插杆锁 Rod control lock		
面板锁 Panel lock	 RG005-2	
搭扣锁 Tongue and hook		
拉手 Handles		
限位 Door stop		
铰链 Hinge	 RG005-3	
冷库把手 Handle latch		
磁吸 Magnet catch		
附件 Accessories		
	 RG006-1	


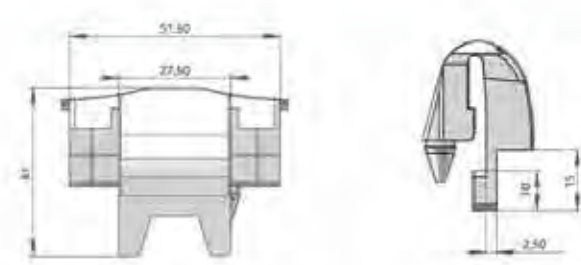

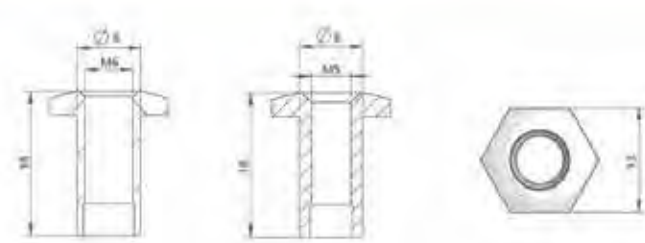

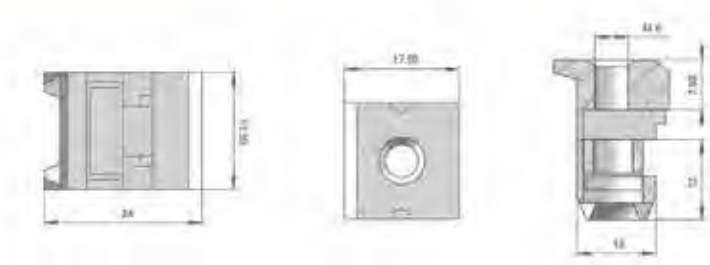
把手锁 Handle lock	 RG006-2		
圆柱锁 Cylinder lock			
平面锁 Plane lock			
连杆锁 Rod control lock			
面板锁 Panel lock	 RG007		
搭扣锁 Tongue and hook			
拉手 Handles			
限位 Door stop			
铰链 Hinge	 RG008		
冷库把手 Handle latch			
磁吸 Magnet catch			
附件 Accessories			
	 RG011		


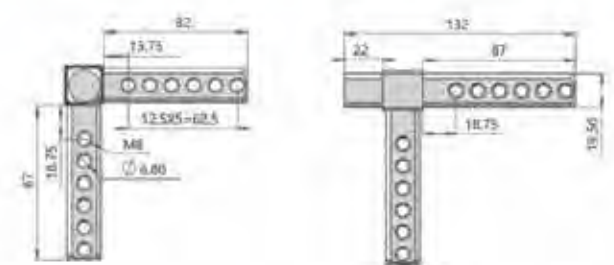

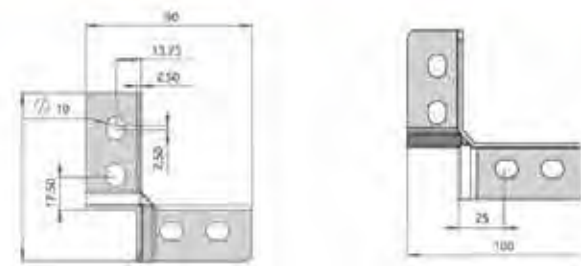

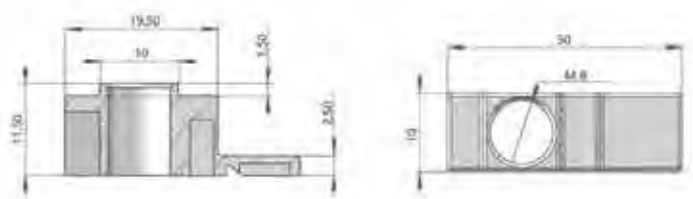

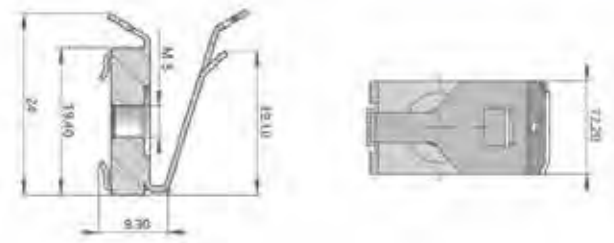
把手锁 Handle lock	 WP001		
圆柱锁 Cylinder lock			
平面锁 Plane lock			
连杆锁 Rod control lock			
面板锁 Panel lock	 WP002		
搭扣锁 Tongue and hook			
拉手 Handles			
限位 Door stop			
铰链 Hinge	 WP003		
冷库把手 Handle latch			
磁吸 Magnet catch			
附件 Accessories			
	 WP004		


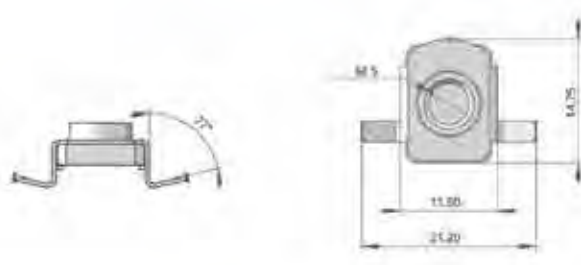





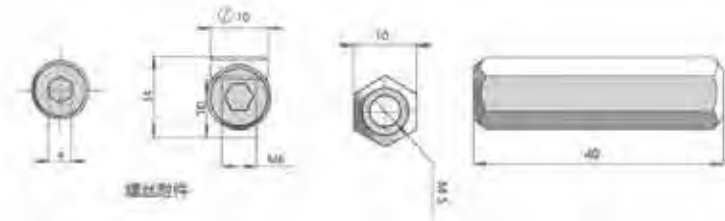
把手锁 Handle lock		
圆柱锁 Cylinder lock		
平面锁 Plane lock	WP007	
连杆锁 Rod control lock		
面板锁 Panel lock		
搭扣锁 Tongle and hook	DP001-1	
拉手 Handles		
限位 Door stop		
铰链 Hinge	HP001	
冷库把手 Handle latch		
磁吸 Magnet catch		
附件 Accessories	HP003	

把手锁 Handle lock		
圆柱锁 Cylinder lock		
平面锁 Plane lock	YS01-1	
连杆锁 Rod control lock		
面板锁 Panel lock		
搭扣锁 Tongle and hook	YS01-2	
拉手 Handles		
限位 Door stop		
铰链 Hinge	YS01-3	
冷库把手 Handle latch		
磁吸 Magnet catch		
附件 Accessories	YS01-4	

把手锁 Handle lock	 PS008-3 左右滑块	
圆柱锁 Cylinder lock		
平面锁 Plane lock		
拉手 Handles		
限位 Door stop	 PS010 侧板螺钉	
搭扣锁 Tonggle and Hook		
面板锁 Panel lock		
铰链 Hinge		
冷库把手 Handle latch	 PS010-A 新侧板附件	
磁吸 Magnet catch		
附件 Accessories		

把手锁 Handle lock	 PS011-5 双门垫胶	
圆柱锁 Cylinder lock		
平面锁 Plane lock		
拉手 Handles		
限位 Door stop	 PS013 空心螺母	
搭扣锁 Tonggle and Hook		
面板锁 Panel lock		
铰链 Hinge		
冷库把手 Handle latch	 PS014 后板螺钉	
磁吸 Magnet catch		
附件 Accessories		

把手锁 Handle lock	 PS016 三通	
圆柱锁 Cylinder lock		
平面锁 Plane lock		
插杆锁 Rod control lock	 PS016-8 框架链接固定件	
面板锁 Panel lock		
搭扣锁 Tongue and Hook		
拉手 Handles	 PS017-1 方螺母	
限位 Door stop		
铰链 Hinge		
冷库把手 Handle latch	 PS017-2 插入式弹簧螺母	
磁吸 Magnet catch		
附件 Accessories		

把手锁 Handle lock	 PS017-3 插入螺母	
圆柱锁 Cylinder lock		
平面锁 Plane lock		
插杆锁 Rod control lock	 PS018 锁杆导向件	
面板锁 Panel lock		
搭扣锁 Tongue and Hook		
拉手 Handles	 PS018-1 新锁杆导向件	
限位 Door stop		
铰链 Hinge		
冷库把手 Handle latch	 PS020-1 六角钢开柜件	
磁吸 Magnet catch		
附件 Accessories		