



广东一诺精密技术科技有限公司

Guangdong Yinuo Precision Technology Co., Ltd

地址：广东省肇庆市高要区金利镇都播工业区

Add: Dubo Industrial Zone, Jinli Town, Gaoyao District,
Zhaoqing City, Guangdong Province

电话：13929897256

TEL: 13929897256

邮箱：526202547@qq.com

Email: 526202547@qq.com

广东一诺精密技术科技有限公司
Guangdong Yinuo Precision Technology Co., Ltd

应用行业

解决方案的可信赖合作伙伴

电力成套



服务器机房



发电机组



工业机床设备



自动化设备行业



高铁/地铁运输



特种车辆



LED显示屏



试验箱设备



环保设备



锂电检测设备



新能源充电桩



厨具设备



医疗设备



监控操作台



航空箱



应用行业

空压机设备



办公文件柜



铁塔户外机柜



游 艇



把手锁



圆柱锁



平面锁



连杆锁



面板锁



搭扣锁



拉 手



限 位



铰 链



冷库把手


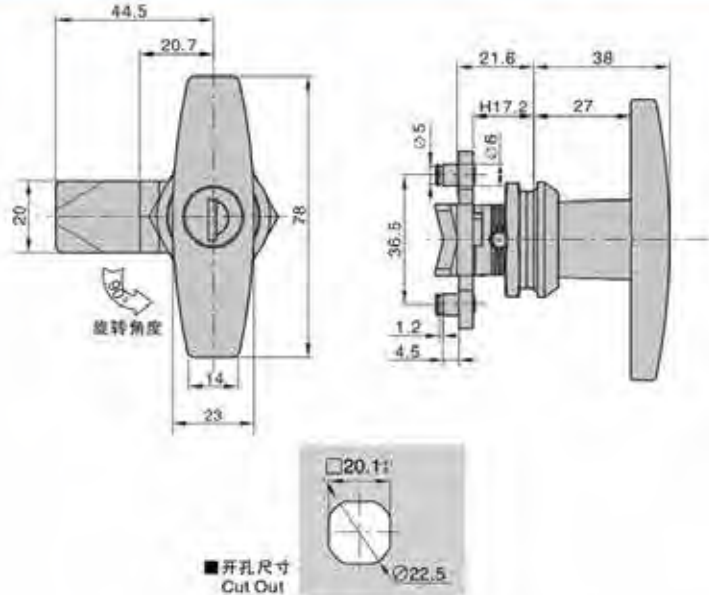


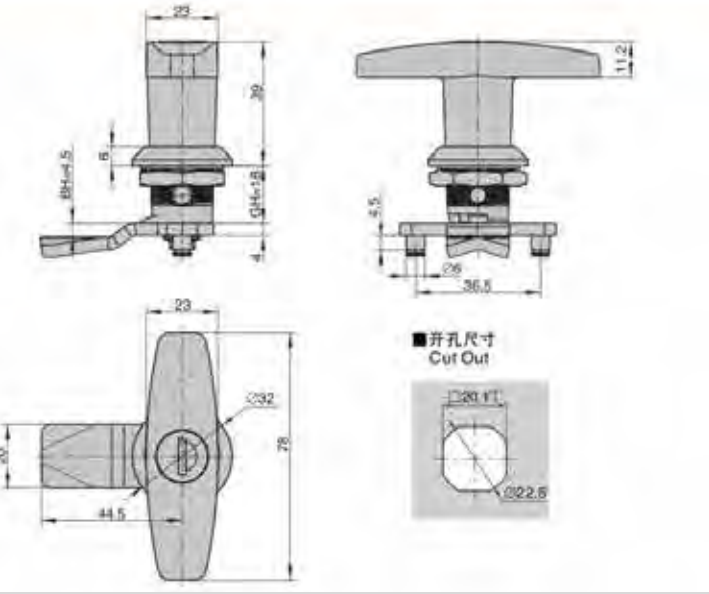




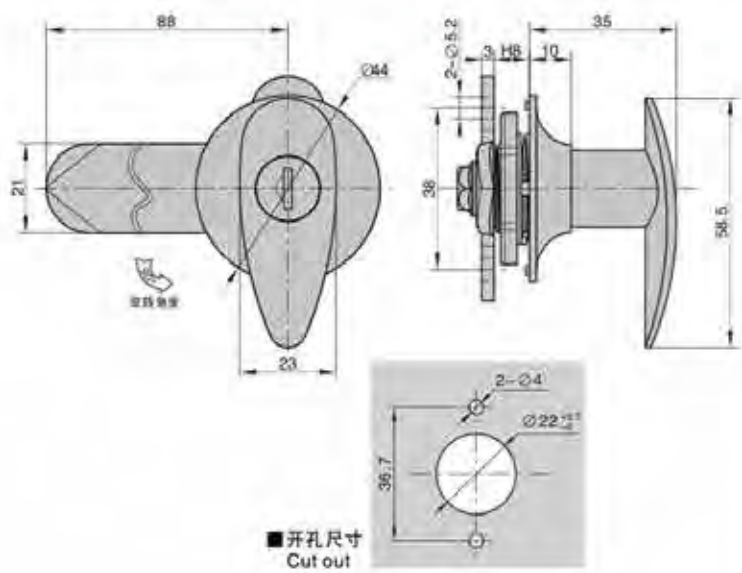
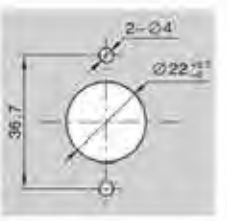

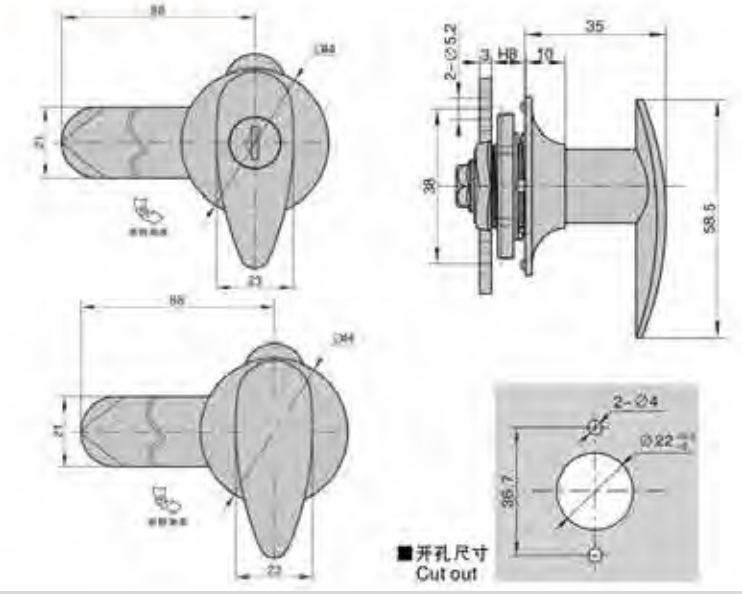
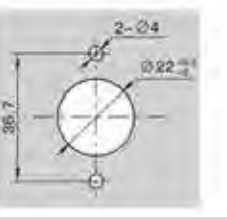
磁 吸


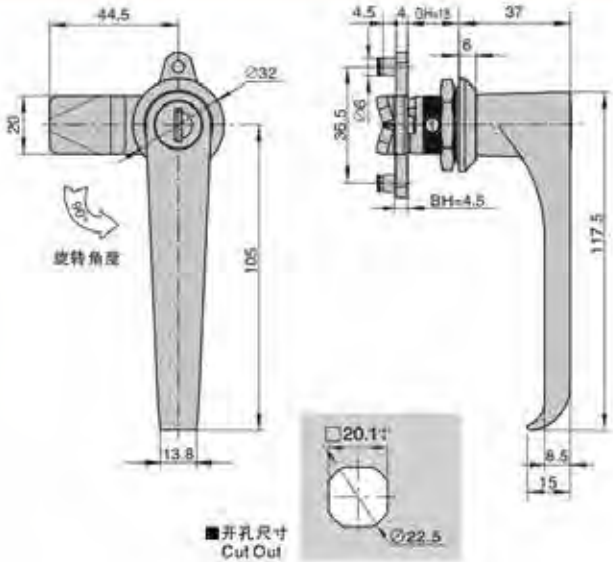

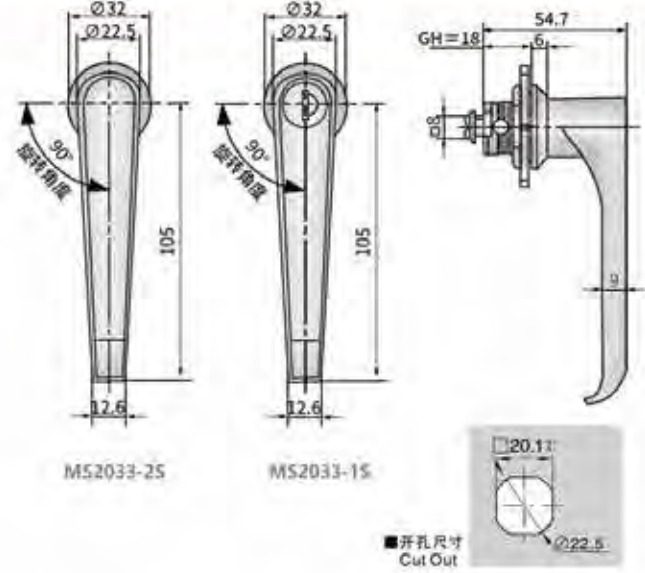


附 件


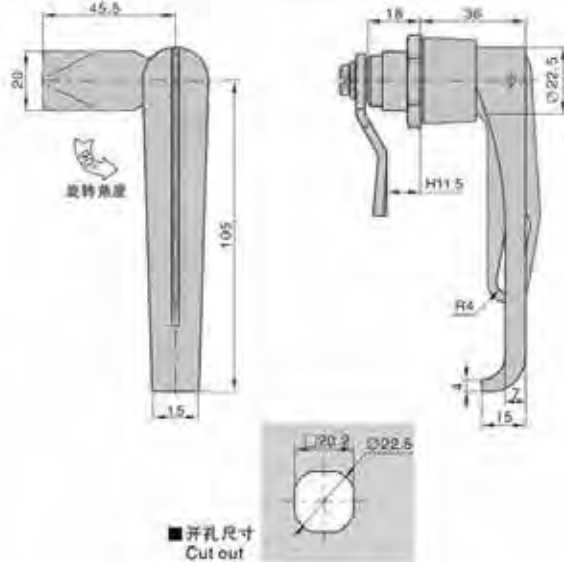

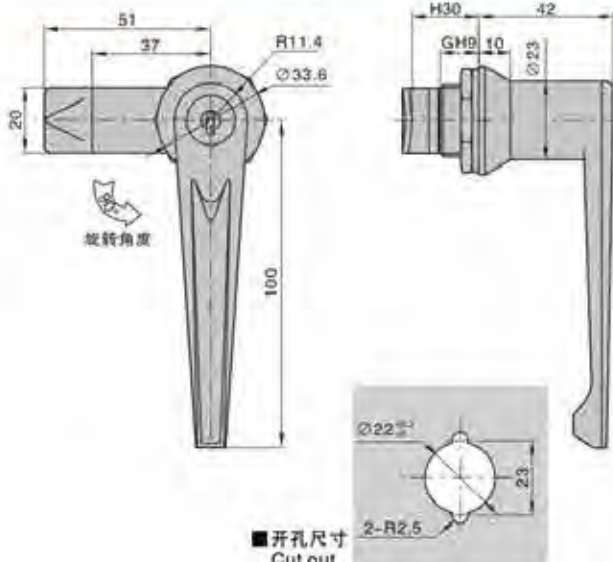



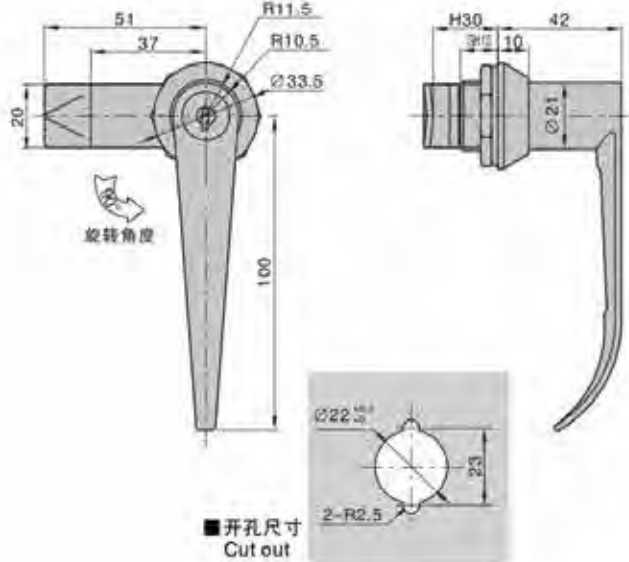

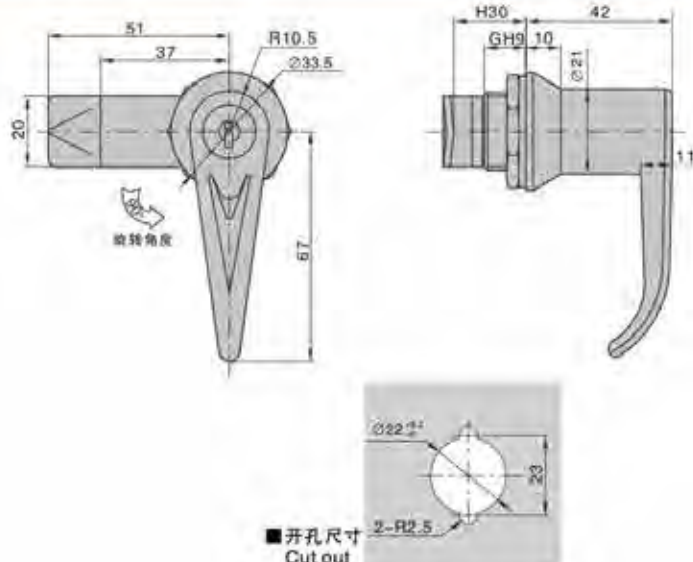
把手锁 Handle lock			
圆柱锁 Cylinder lock			
平面锁 Plane lock			
连杆锁 Rod control lock			
面板锁 Panel lock	特征说明: >材 质: 锌合金基座、把手、碳钢螺栓 >表面处理: 黑色、镀铬 >结构功能: 把手旋转90度实现开启或关闭 >用 途: 一般适用于配电箱、机械设备和各种钣金箱体使用 >备 注: 适用门板厚度1-5mm	Feature Description: Material: zinc alloy base, handle, carbon steel bolt Surface treatment: black, chrome plated Structural function: the handle is rotated 90 degrees to open or close Uses: Generally suitable for distribution boxes, mechanical equipment and various sheet metal boxes Remarks: Applicable door panel thickness 1-5mm	
搭扣锁 Tonggue and hook			
拉手 Handles			
限位 Door stop			
铰链 Hinge			
冷库把手 Handle latch			
磁吸 Magnet catch	特征说明: >材 质: SUS304不锈钢 >表面处理: 拉丝、镜面 >结构功能: 把手旋转90度实现开启或关闭 >用 途: 一般适用于配电箱、机械设备和各种钣金箱体使用 >备 注: 适用门板厚度1-5mm	Feature Description: Material: SUS304 stainless steel Surface treatment: brushed, mirrored Structural function: the handle is rotated 90 degrees to open or close Uses: Generally suitable for distribution boxes, mechanical equipment and various sheet metal boxes Remarks: Applicable door panel thickness 1-5mm	
附件 Accessories			


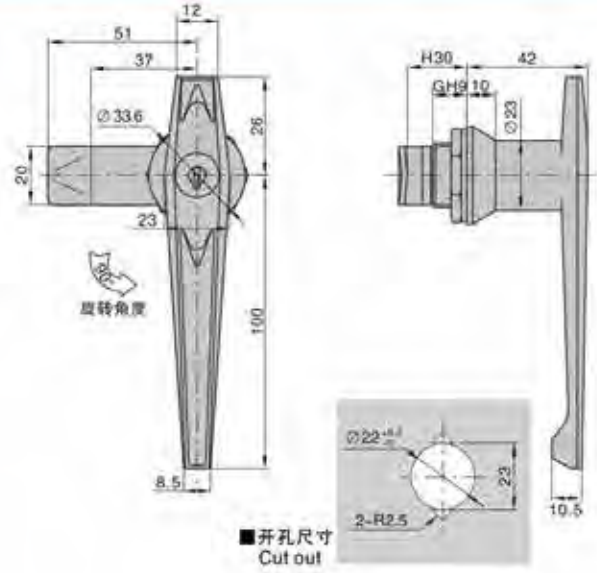

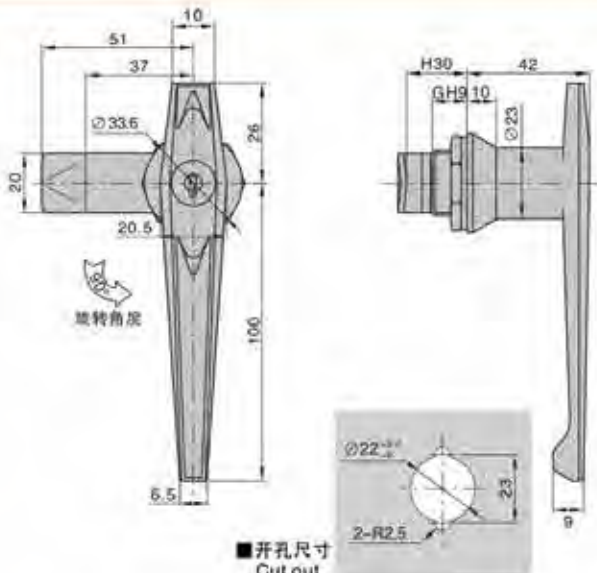
把手锁 Handle lock			
圆柱锁 Cylinder lock			
平面锁 Plane lock			
连杆锁 Rod control lock			
面板锁 Panel lock	特征说明: >材 质: 锌合金基座、把手、碳钢螺栓 >表面处理: 黑色、镀铬 >结构功能: 把手旋转90度实现开启或关闭 >用 途: 一般适用于配电箱、机械设备和各种钣金箱体使用 >备 注: 适用门板厚度1-5mm	Feature Description: Material: zinc alloy base, handle, carbon steel bolt Surface treatment: black, chrome plated Structural function: the handle is rotated 90 degrees to open or close Uses: Generally suitable for distribution boxes, mechanical equipment and various sheet metal boxes Remarks: Applicable door panel thickness 1-5mm	
搭扣锁 Tonggue and hook			
拉手 Handles			
限位 Door stop			
铰链 Hinge			
冷库把手 Handle latch			
磁吸 Magnet catch	特征说明: >材 质: SUS304不锈钢 >表面处理: 拉丝、镜面 >结构功能: 把手旋转90度实现开启或关闭 >用 途: 一般适用于配电箱、机械设备和各种钣金箱体使用 >备 注: 适用门板厚度1-5mm	Feature Description: Material: SUS304 stainless steel Surface treatment: brushed, mirrored Structural function: the handle is rotated 90 degrees to open or close Uses: Generally suitable for distribution boxes, mechanical equipment and various sheet metal boxes Remarks: Applicable door panel thickness 1-5mm	
附件 Accessories			


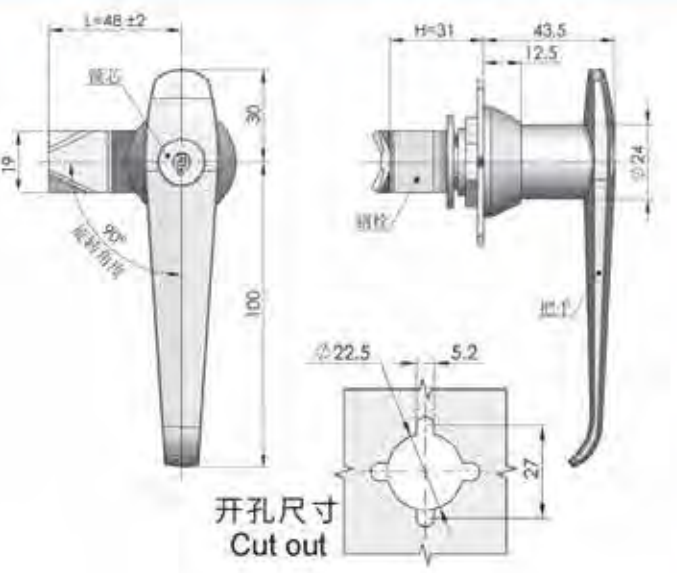

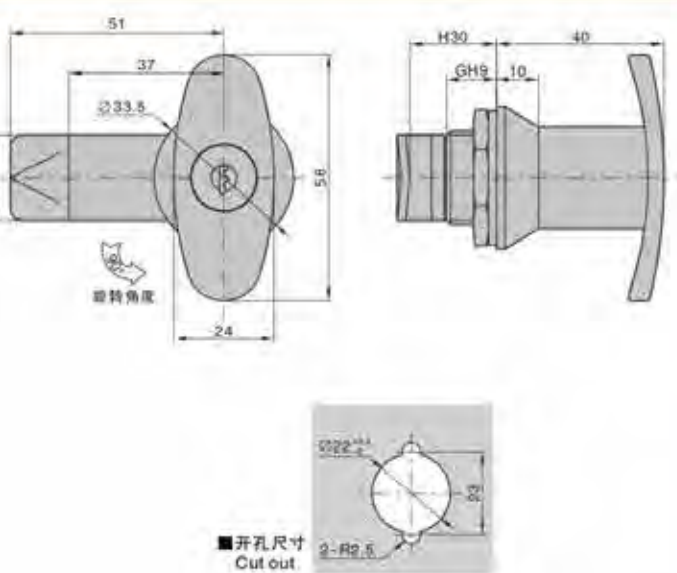
把手锁 Handle lock			
圆柱锁 Cylinder lock			
平面锁 Plane lock			
连杆锁 Rod control lock			
面板锁 Panel lock	特征说明: >材 质: 锌合金基座、把手、碳钢螺栓 >表面处理: 黑色、镀铬 >结构功能: 把手旋转90度实现开启或关闭 >用 途: 一般适用于配电箱、机械设备和各种钣金箱体使用 >备 注: 适用门板厚度1-5mm	Feature Description: Material: zinc alloy base, handle, carbon steel bolt Surface treatment: black, chrome plated Structural function: the handle is rotated 90 degrees to open or close Uses: Generally suitable for distribution boxes, mechanical equipment and various sheet metal boxes Remarks: Applicable door panel thickness 1-5mm	
搭扣锁 Tonggle and hook			
拉手 Handles			
限位 Door stop			
铰链 Hinge			
冷库把手 Handle latch			
磁吸 Magnet catch	特征说明: >材 质: SUS304不锈钢 >表面处理: 拉丝、镜面 >结构功能: 把手旋转90度实现开启或关闭 >用 途: 一般适用于配电箱、机械设备和各种钣金箱体使用 >备 注: 适用门板厚度1-5mm	Feature Description: Material: SUS304 stainless steel Surface treatment: brushed, mirrored Structural function: the handle is rotated 90 degrees to open or close Uses: Generally suitable for distribution boxes, mechanical equipment and various sheet metal boxes Remarks: Applicable door panel thickness 1-5mm	
附件 Accessories			



把手锁 Handle lock			
圆柱锁 Cylinder lock			
平面锁 Plane lock			
连杆锁 Rod control lock			
面板锁 Panel lock	特征说明: >材 质: 锌合金基座、把手、碳钢螺栓 >表面处理: 黑色、镀铬 >结构功能: 把手旋转90度实现开启或关闭 >用 途: 一般适用于配电箱、机械设备和各种钣金箱体使用 >备 注: 适用门板厚度1-5mm	Feature Description: Material: zinc alloy base, handle, carbon steel bolt Surface treatment: black, chrome plated Structural function: the handle is rotated 90 degrees to open or close Uses: Generally suitable for distribution boxes, mechanical equipment and various sheet metal boxes Remarks: Applicable door panel thickness 1-5mm	
搭扣锁 Tonggle and hook			
拉手 Handles			
限位 Door stop			
铰链 Hinge			
冷库把手 Handle latch			
磁吸 Magnet catch	特征说明: >材 质: 锌合金基座、把手、碳钢螺栓 >表面处理: 拉丝、镜面 >结构功能: 把手旋转90度实现开启或关闭 >用 途: 一般适用于配电箱、机械设备和各种钣金箱体使用 >备 注: 适用门板厚度1-5mm	Feature Description: Material: zinc alloy base, handle, carbon steel bolt Surface treatment: chrome plated Structural function: the handle is rotated 90 degrees to open or close Uses: Generally suitable for distribution boxes, mechanical equipment and various sheet metal boxes Remarks: Applicable door panel thickness 1-5mm	
附件 Accessories			

把手锁 Handle lock			
圆柱锁 Cylinder lock			
平面锁 Plane lock			
连杆锁 Rod control lock	MS2057		
面板锁 Panel lock	特征说明: >材 质: 锌合金基座、把手、碳钢螺栓 >表面处理: 黑色、镀铬 >结构功能: 把手旋转90度实现开启或关闭 >用 途: 一般适用于配电箱、机械设备和各种钣金箱体使用 >备 注: 适用门板厚度1-5mm	Feature Description: Material: zinc alloy base, handle, carbon steel bolt Surface treatment: black, chrome plated Structural function: the handle is rotated 90 degrees to open or close Uses: Generally suitable for distribution boxes, mechanical equipment and various sheet metal boxes Remarks: Applicable door panel thickness 1-5mm	
搭扣锁 Tonggle and hook			
拉手 Handles			
限位 Door stop			
铰链 Hinge			
冷库把手 Handle latch	MS301-1-1 MS301-1-2		
磁吸 Magnet catch	特征说明: >材 质: 锌合金基座、把手、碳钢螺栓 >表面处理: 黑色、镀铬 >结构功能: 把手旋转90度实现开启或关闭 >用 途: 一般适用于配电箱、机械设备和各种钣金箱体使用 >备 注: 适用门板厚度1-5mm	Feature Description: Material: zinc alloy base, handle, carbon steel bolt Surface treatment: black, chrome plated Structural function: the handle is rotated 90 degrees to open or close Uses: Generally suitable for distribution boxes, mechanical equipment and various sheet metal boxes Remarks: Applicable door panel thickness 1-5mm	
附件 Accessories			

把手锁 Handle lock			
圆柱锁 Cylinder lock			
平面锁 Plane lock	MS301-2-1		
连杆锁 Rod control lock	MS301-2-2		
面板锁 Panel lock	特征说明: >材 质: 锌合金基座、把手、碳钢螺栓 >表面处理: 黑色、镀铬 >结构功能: 把手旋转90度实现开启或关闭 >用 途: 一般适用于配电箱、机械设备和各种钣金箱体使用 >备 注: 适用门板厚度1-5mm	Feature Description: Material: zinc alloy base, handle, carbon steel bolt Surface treatment: black, chrome plated Structural function: the handle is rotated 90 degrees to open or close Uses: Generally suitable for distribution boxes, mechanical equipment and various sheet metal boxes Remarks: Applicable door panel thickness 1-5mm	
搭扣锁 Tonggle and hook			
拉手 Handles			
限位 Door stop			
铰链 Hinge			
冷库把手 Handle latch	MS303-1-1 MS301-1-2		
磁吸 Magnet catch	特征说明: >材 质: 锌合金基座、把手、碳钢螺栓 >表面处理: 镀铬 >结构功能: 把手旋转90度实现开启或关闭 >用 途: 一般适用于配电箱、机械设备和各种钣金箱体使用 >备 注: 适用门板厚度1-5mm	Feature Description: Material: zinc alloy base, handle, carbon steel bolt Surface treatment: chrome plated Structural function: the handle is rotated 90 degrees to open or close Uses: Generally suitable for distribution boxes, mechanical equipment and various sheet metal boxes Remarks: Applicable door panel thickness 1-5mm	
附件 Accessories			

把手锁 Handle lock	 MS304-1-1 MS304-1-2	 ■开孔尺寸 Cut out
圆柱锁 Cylinder lock		
平面锁 Plane lock		
连杆锁 Rod control lock		
面板锁 Panel lock	特征说明: <ul style="list-style-type: none"> 材 质: 锌合金基座, 把手, 碳钢螺栓 表面处理: 黑色, 镀铬 结构功能: 把手旋转90度实现开启或关闭 用 途: 一般适用于配电箱, 机械设备和各种钣金箱体使用 备 注: 适用门板厚度1-5mm 	Feature Description: Material: zinc alloy base, handle, carbon steel bolt Surface treatment: black, chrome plated Structural function: the handle is rotated 90 degrees to open or close Uses: Generally suitable for distribution boxes, mechanical equipment and various sheet metal boxes Remarks: Applicable door panel thickness 1-5mm
搭扣锁 Tonggle and hook		
拉手 Handles	 MS304-2-1	 ■开孔尺寸 Cut out
限位 Door stop		
铰链 Hinge		
冷库把手 Handle latch		
磁吸 Magnet catch	特征说明: <ul style="list-style-type: none"> 材 质: 锌合金基座, 把手, 碳钢螺栓 表面处理: 黑色, 镀铬 结构功能: 把手旋转90度实现开启或关闭 用 途: 一般适用于配电箱, 机械设备和各种钣金箱体使用 备 注: 适用门板厚度1-5mm 	Feature Description: Material: zinc alloy base, handle, carbon steel bolt Surface treatment: black, chrome plated Structural function: the handle is rotated 90 degrees to open or close Uses: Generally suitable for distribution boxes, mechanical equipment and various sheet metal boxes Remarks: Applicable door panel thickness 1-5mm
附件 Accessories		

把手锁 Handle lock	 MS304-3-1	 开孔尺寸 Cut out
圆柱锁 Cylinder lock		
平面锁 Plane lock		
连杆锁 Rod control lock		
面板锁 Panel lock	特征说明: <ul style="list-style-type: none"> 材 质: 锌合金基座, 把手, 碳钢螺栓 表面处理: 黑色, 镀铬 结构功能: 把手旋转90度实现开启或关闭 用 途: 一般适用于配电箱, 机械设备和各种钣金箱体使用 备 注: 适用门板厚度1-5mm 	Feature Description: Material: zinc alloy base, handle, carbon steel bolt Surface treatment: black, chrome plated Structural function: the handle is rotated 90 degrees to open or close Uses: Generally suitable for distribution boxes, mechanical equipment and various sheet metal boxes Remarks: Applicable door panel thickness 1-5mm
搭扣锁 Tonggle and hook		
拉手 Handles		
限位 Door stop		
铰链 Hinge		
冷库把手 Handle latch	 MS305-1	 ■开孔尺寸 Cut out
磁吸 Magnet catch	特征说明: <ul style="list-style-type: none"> 材 质: 锌合金基座, 把手, 碳钢螺栓 表面处理: 镀铬 结构功能: 把手旋转90度实现开启或关闭 用 途: 一般适用于配电箱, 机械设备和各种钣金箱体使用 备 注: 适用门板厚度1-5mm 	Feature Description: Material: zinc alloy base, handle, carbon steel bolt Surface treatment: chrome plated Structural function: the handle is rotated 90 degrees to open or close Uses: Generally suitable for distribution boxes, mechanical equipment and various sheet metal boxes Remarks: Applicable door panel thickness 1-5mm
附件 Accessories		

把手锁 Handle lock			
圆柱锁 Cylinder lock			
平面锁 Plane lock			
连杆锁 Rod control lock			
面板锁 Panel lock			
搭扣锁 Tongue and hook			
拉手 Handles			
限位 Door stop			
铰链 Hinge			
冷库把手 Handle latch			
磁吸 Magnet catch			
附件 Accessories			

MS307-1

特征说明:

- 材质: 锌合金基座, 把手, 碳钢螺栓
- 表面处理: 黑色, 镀铬
- 结构功能: 把手旋转90度实现开启或关闭
- 用途: 一般适用于配电箱, 机械设备和各种钣金箱体使用
- 备注: 适用门板厚度1-5mm

Feature Description:


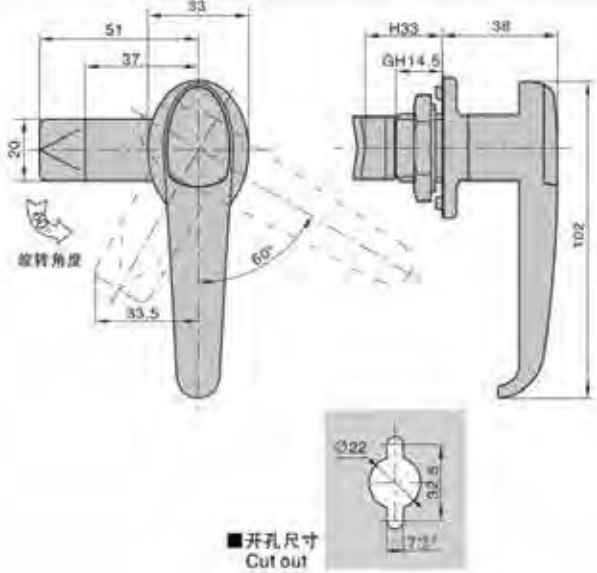
Material: zinc alloy base, handle, carbon steel bolt

Surface treatment: black, chrome plated

Structural function: the handle is rotated 90 degrees to open or close

Uses: Generally suitable for distribution boxes, mechanical equipment and various sheet metal boxes

Remarks: Applicable door panel thickness 1-5mm

把手锁 Handle lock			
圆柱锁 Cylinder lock			
平面锁 Plane lock			
连杆锁 Rod control lock			
面板锁 Panel lock			
搭扣锁 Tongue and hook			
拉手 Handles			
限位 Door stop			
铰链 Hinge			
冷库把手 Handle latch			
磁吸 Magnet catch			
附件 Accessories			

MS308-2

特征说明:

- 材质: 锌合金基座, 把手, 碳钢螺栓
- 表面处理: 黑色, 镀铬
- 结构功能: 把手旋转90度实现开启或关闭
- 用途: 一般适用于配电箱, 机械设备和各种钣金箱体使用
- 备注: 适用门板厚度1-5mm

Feature Description:


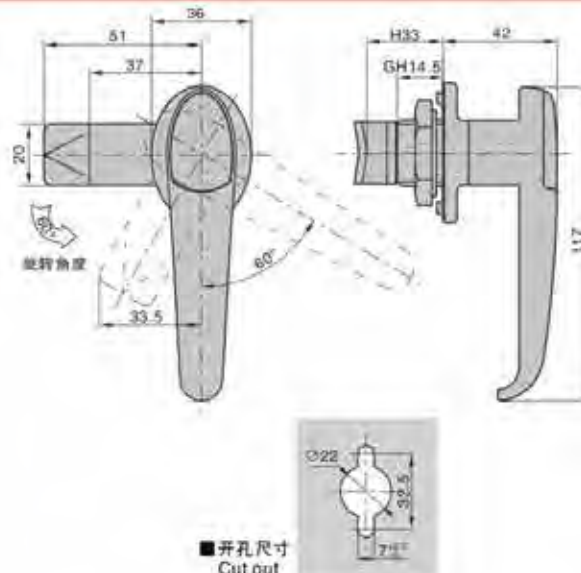
Material: zinc alloy base, handle, carbon steel bolt

Surface treatment: black, chrome plated

Structural function: the handle is rotated 90 degrees to open or close

Uses: Generally suitable for distribution boxes, mechanical equipment and various sheet metal boxes

Remarks: Applicable door panel thickness 1-5mm

把手锁 Handle lock			
圆柱锁 Cylinder lock			
平面锁 Plane lock			
连杆锁 Rod control lock			
面板锁 Panel lock			
搭扣锁 Tongle and hook			
拉手 Handles			
限位 Door stop			
铰链 Hinge			
冷库把手 Handle latch			
磁吸 Magnet catch			
附件 Accessories			

MS308-1S


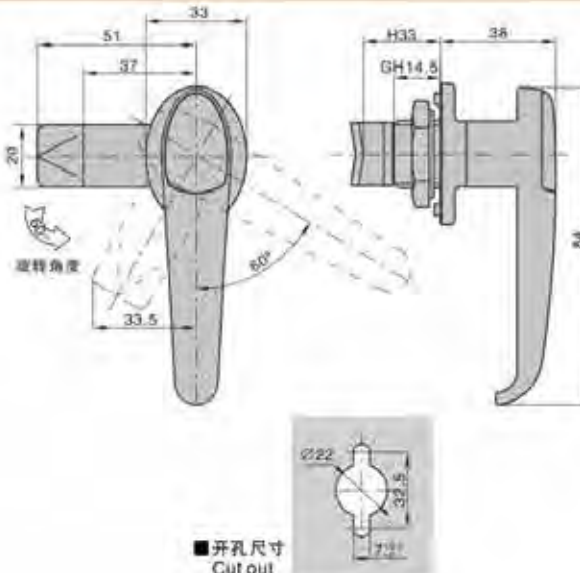
特征说明:
 >材 质: SUS304不锈钢
 >表面处理: 拉丝、镜面
 >结构功能: 把手旋转90度实现开启或关闭
 >用 途: 一般适用于配电箱、机械设备和各种钣金箱体使用
 >备 注: 适用门板厚度1-5mm

Feature Description:
 Material: SUS304 stainless steel
 Surface treatment: brushed, mirrored
 Structural function: the handle is rotated 90 degrees to open or close
 Uses: Generally suitable for distribution boxes, mechanical equipment and various sheet metal boxes
 Remarks: Applicable door panel thickness 1-5mm

MS308-2S

特征说明:
 >材 质: SUS304不锈钢
 >表面处理: 拉丝、镜面
 >结构功能: 把手旋转90度实现开启或关闭
 >用 途: 一般适用于配电箱、机械设备和各种钣金箱体使用
 >备 注: 适用门板厚度1-5mm

Feature Description:
 Material: SUS304 stainless steel
 Surface treatment: brushed, mirrored
 Structural function: the handle is rotated 90 degrees to open or close
 Uses: Generally suitable for distribution boxes, mechanical equipment and various sheet metal boxes
 Remarks: Applicable door panel thickness 1-5mm

把手锁 Handle lock			
圆柱锁 Cylinder lock			
平面锁 Plane lock			
连杆锁 Rod control lock			
面板锁 Panel lock			
搭扣锁 Tongle and hook			
拉手 Handles			
限位 Door stop			
铰链 Hinge			
冷库把手 Handle latch			
磁吸 Magnet catch			
附件 Accessories			

MS308-3S


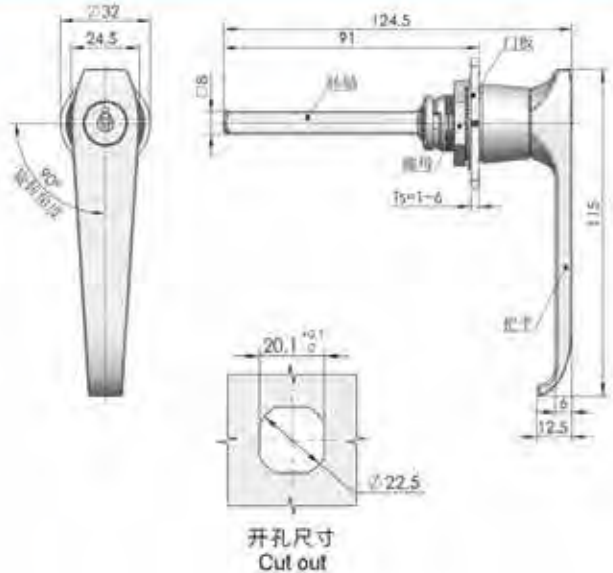

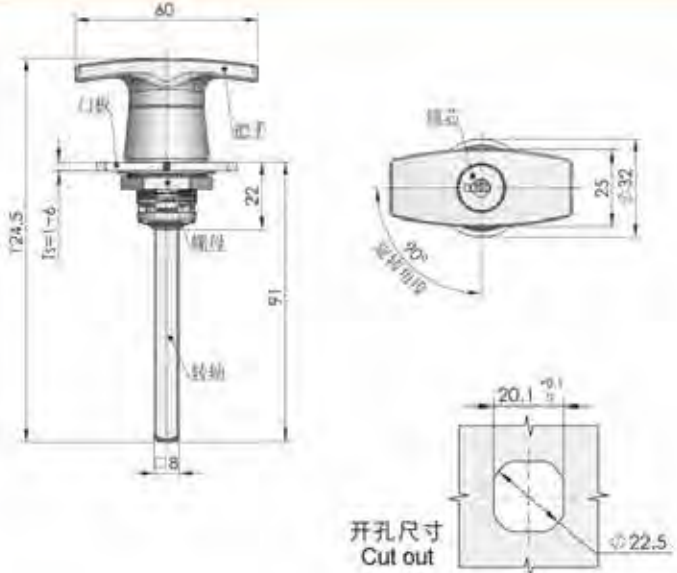
特征说明:
 >材 质: SUS304不锈钢
 >表面处理: 拉丝、镜面
 >结构功能: 把手旋转90度实现开启或关闭
 >用 途: 一般适用于配电箱、机械设备和各种钣金箱体使用
 >备 注: 适用门板厚度1-5mm

Feature Description:
 Material: SUS304 stainless steel
 Surface treatment: brushed, mirrored
 Structural function: the handle is rotated 90 degrees to open or close
 Uses: Generally suitable for distribution boxes, mechanical equipment and various sheet metal boxes
 Remarks: Applicable door panel thickness 1-5mm

MS308-2A-1

特征说明:
 >材 质: 锌合金基座, 把手, 碳钢螺栓
 >表面处理: 镀铬
 >结构功能: 把手旋转90度实现开启或关闭
 >用 途: 一般适用于配电箱、机械设备和各种钣金箱体使用
 >备 注: 适用门板厚度1-5mm

Feature Description:
 Material: zinc alloy base, handle, carbon steel bolt
 Surface treatment: chrome plated
 Structural function: the handle is rotated 90 degrees to open or close
 Uses: Generally suitable for distribution boxes, mechanical equipment and various sheet metal boxes
 Remarks: Applicable door panel thickness 1-5mm

把手锁 Handle lock			
圆柱锁 Cylinder lock			
平面锁 Plane lock			
连杆锁 Rod control lock			
面板锁 Panel lock	特征说明: <ul style="list-style-type: none"> 材质: 锌合金基座, 把手, 碳钢螺栓 表面处理: 黑色, 镀铬 结构功能: 把手旋转90度实现开启或关闭 用途: 一般适用于配电箱, 机械设备和各种钣金箱体使用 备注: 适用门板厚度1-5mm 	Feature Description: Material: zinc alloy base, handle, carbon steel bolt Surface treatment: black, chrome plated Structural function: the handle is rotated 90 degrees to open or close Uses: Generally suitable for distribution boxes, mechanical equipment and various sheet metal boxes Remarks: Applicable door panel thickness 1-5mm	
搭扣锁 Tonggle and hook			
拉手 Handles			
限位 Door stop			
铰链 Hinge			
冷库把手 Handle latch			
磁吸 Magnet catch	特征说明: <ul style="list-style-type: none"> 材质: 锌合金基座, 把手, 碳钢螺栓 表面处理: 黑色, 镀铬 结构功能: 把手旋转90度实现开启或关闭 用途: 一般适用于配电箱, 机械设备和各种钣金箱体使用 备注: 适用门板厚度1-5mm 	Feature Description: Material: zinc alloy base, handle, carbon steel bolt Surface treatment: black, chrome plated Structural function: the handle is rotated 90 degrees to open or close Uses: Generally suitable for distribution boxes, mechanical equipment and various sheet metal boxes Remarks: Applicable door panel thickness 1-5mm	
附件 Accessories			

把手锁 Handle lock			
圆柱锁 Cylinder lock			
平面锁 Plane lock			
连杆锁 Rod control lock			
面板锁 Panel lock	特征说明: <ul style="list-style-type: none"> 材质: 锌合金基座, 把手, 碳钢螺栓 表面处理: 黑色, 镀铬 结构功能: 把手旋转90度实现开启或关闭 用途: 一般适用于配电箱, 机械设备和各种钣金箱体使用 备注: 适用门板厚度1-5mm 	Feature Description: Material: zinc alloy base, handle, carbon steel bolt Surface treatment: black, chrome plated Structural function: the handle is rotated 90 degrees to open or close Uses: Generally suitable for distribution boxes, mechanical equipment and various sheet metal boxes Remarks: Applicable door panel thickness 1-5mm	
搭扣锁 Tonggle and hook			
拉手 Handles			
限位 Door stop			
铰链 Hinge			
冷库把手 Handle latch			
磁吸 Magnet catch	特征说明: <ul style="list-style-type: none"> 材质: 锌合金基座, 把手, 碳钢螺栓 表面处理: 镀铬 结构功能: 把手旋转90度实现开启或关闭 用途: 一般适用于配电箱, 机械设备和各种钣金箱体使用 备注: 适用门板厚度1-5mm 	Feature Description: Material: zinc alloy base, handle, carbon steel bolt Surface treatment: chrome plated Structural function: the handle is rotated 90 degrees to open or close Uses: Generally suitable for distribution boxes, mechanical equipment and various sheet metal boxes Remarks: Applicable door panel thickness 1-5mm	
附件 Accessories			

把手锁
Handle lock

圆柱锁
Cylinder lock

平面锁
Plane lock

连杆锁
Rod control lock

面板锁
Panel lock

搭扣锁
Tonggue and hook

拉手
Handles

限位
Door stop

铰链
Hinge

冷库把手
Handle latch

磁吸
Magnet catch

附件
Accessories



MS316-1

特征说明:

- 材质: 锌合金基座, 把手, 碳钢螺栓
- 表面处理: 黑色, 镀铬
- 结构功能: 把手旋转90度实现开启或关闭
- 用途: 一般适用于配电箱, 机械设备和各种钣金箱体使用
- 备注: 适用门板厚度1-5mm

Feature Description:

Material: zinc alloy base, handle, carbon steel bolt
Surface treatment: black, chrome plated
Structural function: the handle is rotated 90 degrees to open or close
Uses: Generally suitable for distribution boxes, mechanical equipment and various sheet metal boxes
Remarks: Applicable door panel thickness 1-5mm



开孔尺寸
Cut out



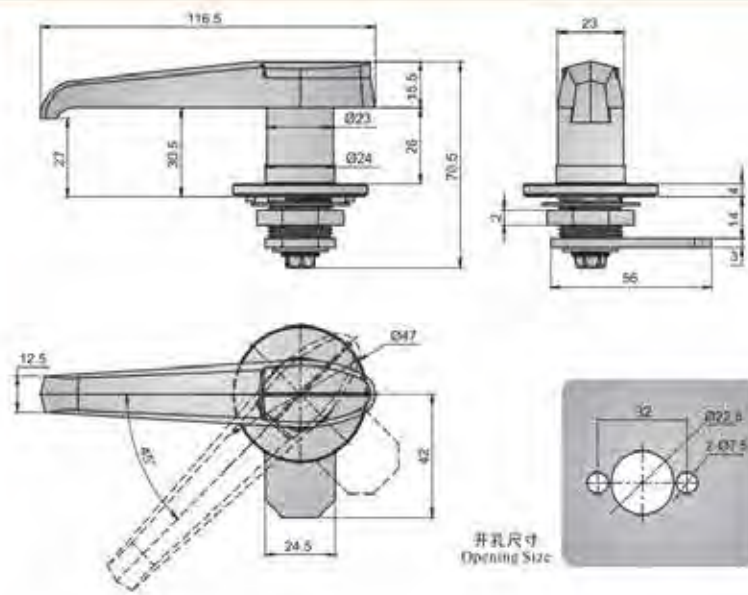
MS317

特征说明:

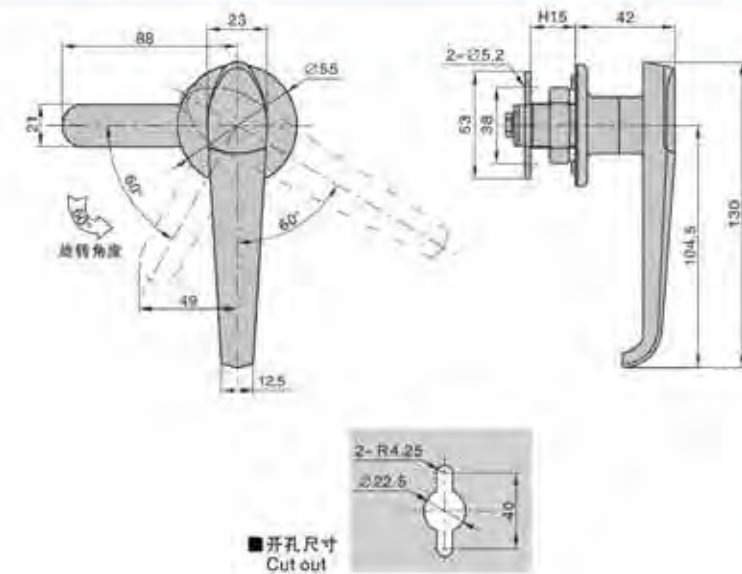
- 材质: 锌合金基座, 把手, 碳钢螺栓
- 表面处理: 黑色, 镀铬
- 结构功能: 把手旋转90度实现开启或关闭
- 用途: 一般适用于配电箱, 机械设备和各种钣金箱体使用
- 备注: 适用门板厚度1-5mm

Feature Description:

Material: zinc alloy base, handle, carbon steel bolt
Surface treatment: black, chrome plated
Structural function: the handle is rotated 90 degrees to open or close
Uses: Generally suitable for distribution boxes, mechanical equipment and various sheet metal boxes
Remarks: Applicable door panel thickness 1-5mm



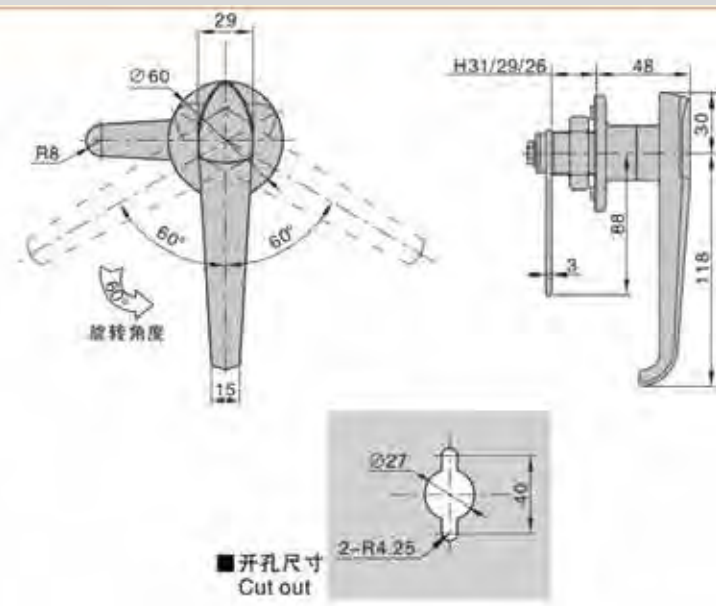
开孔尺寸
Opening Size



开孔尺寸
Cut out

Feature Description:

Material: zinc alloy base, handle, carbon steel bolt
Surface treatment: black, chrome plated
Structural function: the handle is rotated 90 degrees to open or close
Uses: Generally suitable for distribution boxes, mechanical equipment and various sheet metal boxes
Remarks: Applicable door panel thickness 1-5mm



开孔尺寸
Cut out



MS317-2

特征说明:

- 材质: 锌合金基座, 把手, 碳钢螺栓
- 表面处理: 黑色, 镀铬
- 结构功能: 把手旋转90度实现开启或关闭
- 用途: 一般适用于配电箱, 机械设备和各种钣金箱体使用
- 备注: 适用门板厚度1-5mm

特征说明:

- 材质: 锌合金基座, 把手, 碳钢螺栓
- 表面处理: 镀铬
- 结构功能: 把手旋转90度实现开启或关闭
- 用途: 一般适用于配电箱, 机械设备和各种钣金箱体使用
- 备注: 适用门板厚度1-5mm




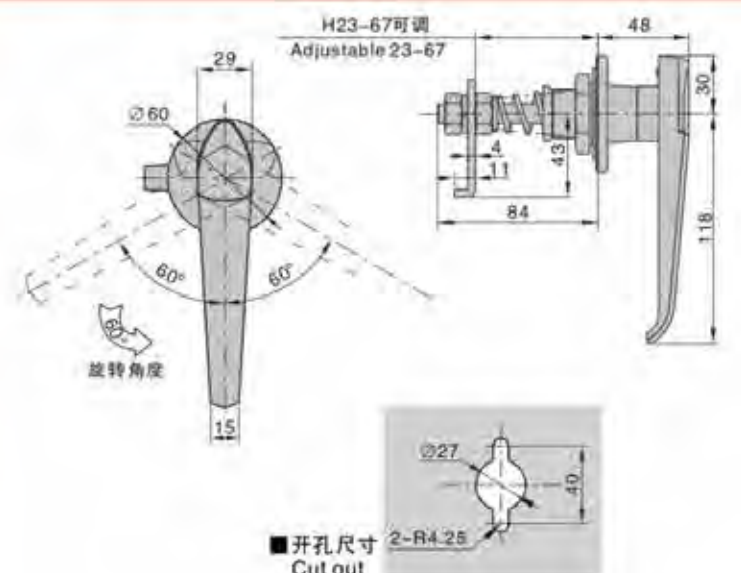

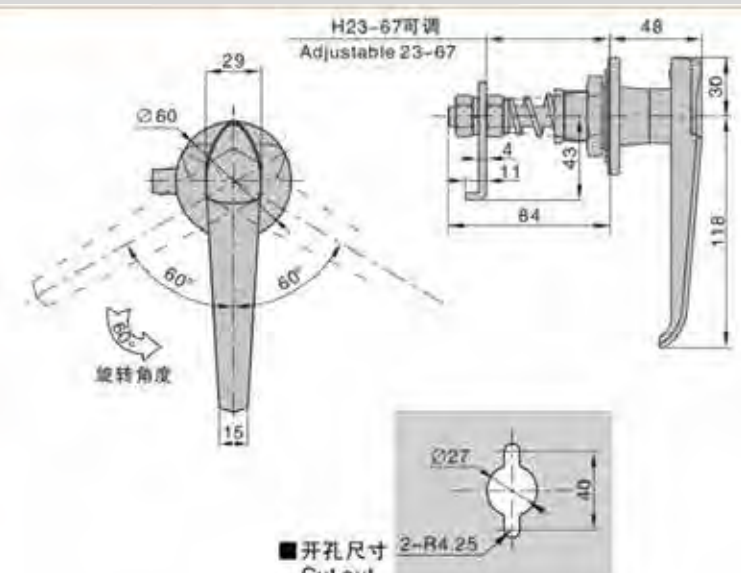
MS317-3


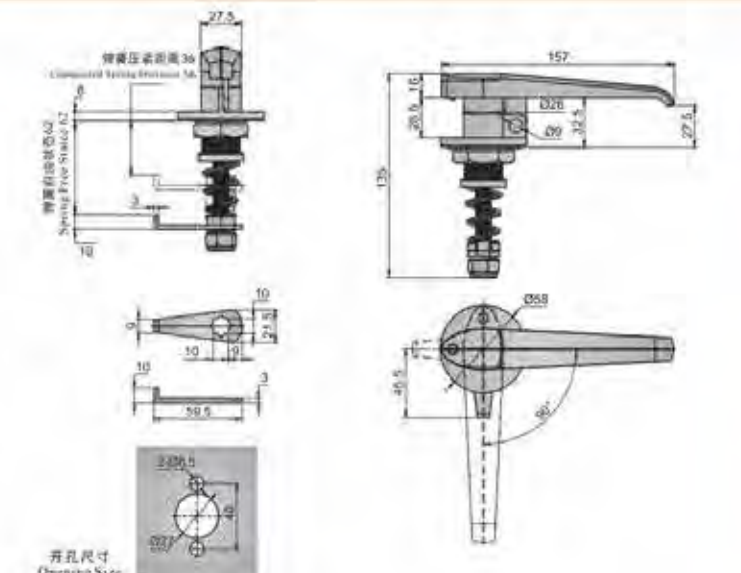

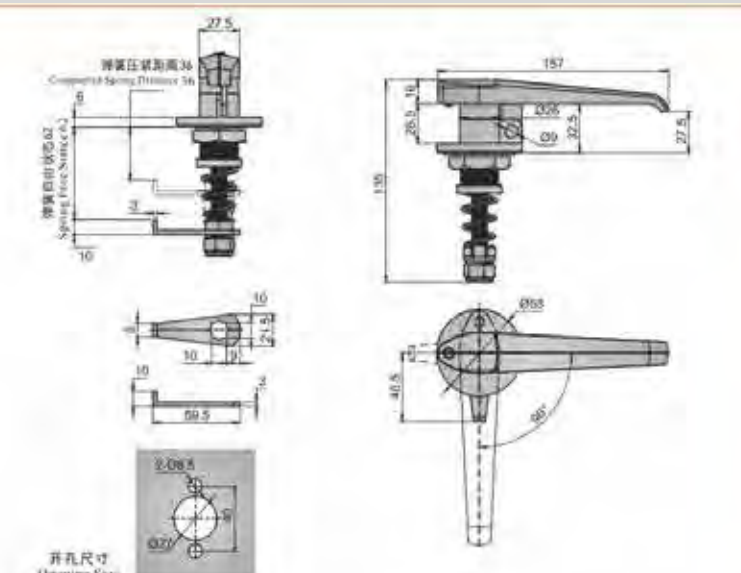
Feature Description:


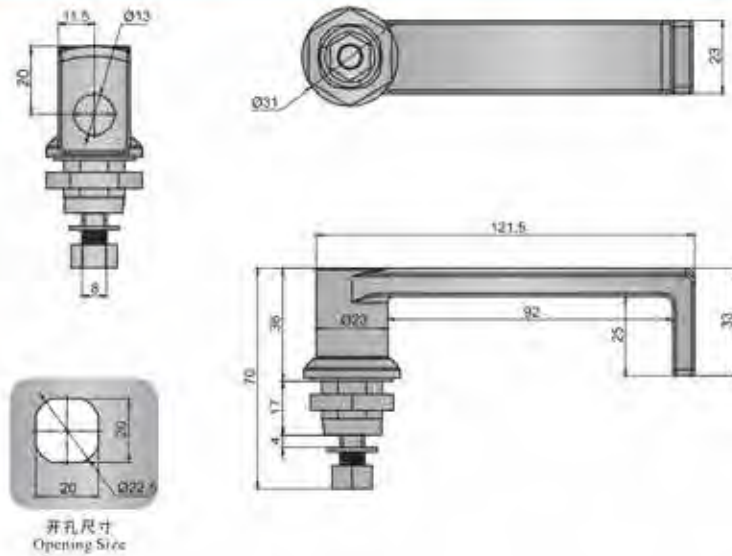

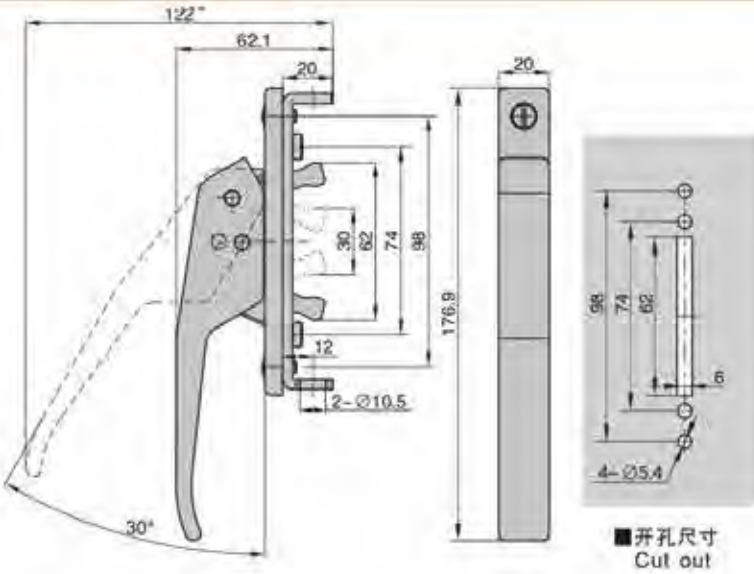
Material: zinc alloy base, handle, carbon steel bolt
Surface treatment: chrome plated
Structural function: the handle is rotated 90 degrees to open or close
Uses: Generally suitable for distribution boxes, mechanical equipment and various sheet metal boxes
Remarks: Applicable door panel thickness 1-5mm


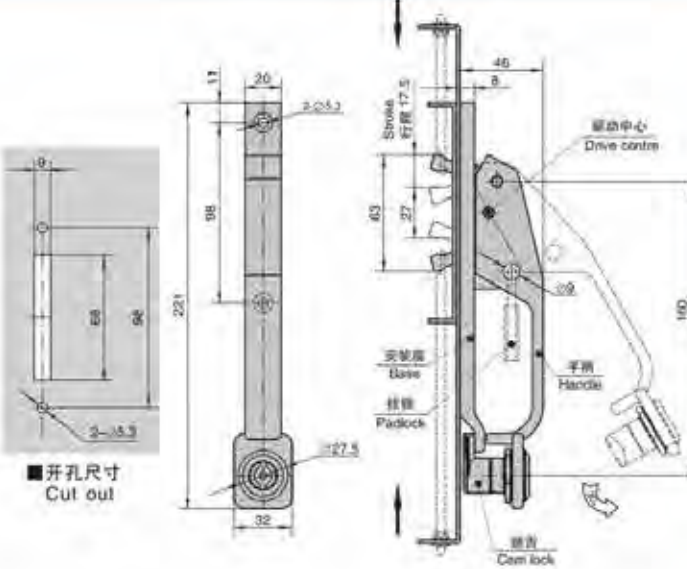

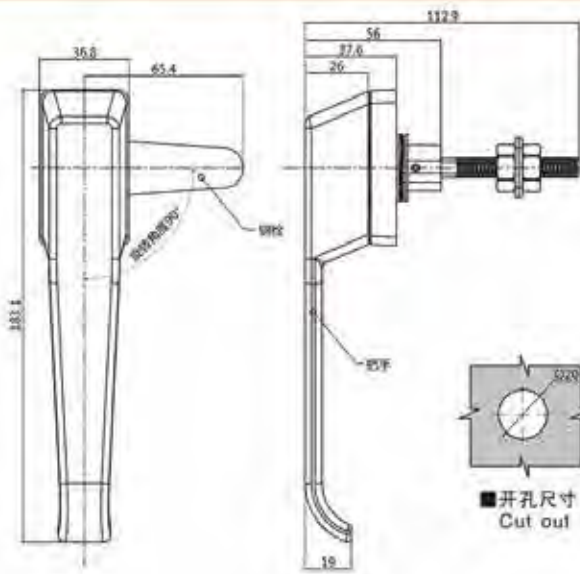
特征说明:

- 材质: 锌合金基座, 把手, 碳钢螺栓
- 表面处理: 镀铬
- 结构功能: 把手旋转90度实现开启或关闭
- 用途: 一般适用于配电箱, 机械设备和各种钣金箱体使用
- 备注: 适用门板厚度1-5mm

把手锁 Handle lock		
圆柱锁 Cylinder lock		
平面锁 Plane lock		
连杆锁 Rod control lock		
面板锁 Panel lock	<p>特征说明:</p> <ul style="list-style-type: none"> 材质: 锌合金基座, 把手, 碳钢螺栓 表面处理: 黑色, 镀铬 结构功能: 把手旋转90度实现开启或关闭 用途: 一般适用于配电箱, 机械设备和各种钣金箱体使用 备注: 适用门板厚度1-5mm 	<p>Feature Description:</p> <p>Material: zinc alloy base, handle, carbon steel bolt</p> <p>Surface treatment: black, chrome plated</p> <p>Structural function: the handle is rotated 90 degrees to open or close</p> <p>Uses: Generally suitable for distribution boxes, mechanical equipment and various sheet metal boxes</p> <p>Remarks: Applicable door panel thickness 1-5mm</p>
搭扣锁 Tonggle and hook		
拉手 Handles		
限位 Door stop		
铰链 Hinge		
冷库把手 Handle latch		
磁吸 Magnet catch		
附件 Accessories	<p>特征说明:</p> <ul style="list-style-type: none"> 材质: SUS304不锈钢 表面处理: 拉丝, 镜面 结构功能: 把手旋转90度实现开启或关闭 用途: 一般适用于配电箱, 机械设备和各种钣金箱体使用 备注: 适用门板厚度1-5mm 	<p>Feature Description:</p> <p>Material: SUS304 stainless steel</p> <p>Surface treatment: brushed, mirrored</p> <p>Structural function: the handle is rotated 90 degrees to open or close</p> <p>Uses: Generally suitable for distribution boxes, mechanical equipment and various sheet metal boxes</p> <p>Remarks: Applicable door panel thickness 1-5mm</p>

把手锁 Handle lock		
圆柱锁 Cylinder lock		
平面锁 Plane lock		
连杆锁 Rod control lock		
面板锁 Panel lock	<p>特征说明:</p> <ul style="list-style-type: none"> 材质: 锌合金基座, 把手, 碳钢螺栓 表面处理: 黑色, 镀铬 结构功能: 把手旋转90度实现开启或关闭 用途: 一般适用于配电箱, 机械设备和各种钣金箱体使用 备注: 适用门板厚度1-5mm 	<p>Feature Description:</p> <p>Material: zinc alloy base, handle, carbon steel bolt</p> <p>Surface treatment: black, chrome plated</p> <p>Structural function: the handle is rotated 90 degrees to open or close</p> <p>Uses: Generally suitable for distribution boxes, mechanical equipment and various sheet metal boxes</p> <p>Remarks: Applicable door panel thickness 1-5mm</p>
搭扣锁 Tonggle and hook		
拉手 Handles		
限位 Door stop		
铰链 Hinge		
冷库把手 Handle latch		
磁吸 Magnet catch		
附件 Accessories	<p>特征说明:</p> <ul style="list-style-type: none"> 材质: 锌合金基座, 把手, 碳钢螺栓 表面处理: 镀铬 结构功能: 把手旋转90度实现开启或关闭 用途: 一般适用于配电箱, 机械设备和各种钣金箱体使用 备注: 适用门板厚度1-5mm 	<p>Feature Description:</p> <p>Material: zinc alloy base, handle, carbon steel bolt</p> <p>Surface treatment: chrome plated</p> <p>Structural function: the handle is rotated 90 degrees to open or close</p> <p>Uses: Generally suitable for distribution boxes, mechanical equipment and various sheet metal boxes</p> <p>Remarks: Applicable door panel thickness 1-5mm</p>

把手锁 Handle lock		
圆柱锁 Cylinder lock		
平面锁 Plane lock		
连杆锁 Rod control lock		
面板锁 Panel lock	特征说明: <ul style="list-style-type: none"> 材 质: 锌合金基座, 把手, 碳钢螺栓 表面处理: 黑色, 镀铬 结构功能: 把手旋转90度实现开启或关闭 用 途: 一般适用于配电箱, 机械设备和各种钣金箱体使用 备 注: 适用门板厚度1-5mm 	Feature Description: <p>Material: zinc alloy base, handle, carbon steel bolt</p> <p>Surface treatment: black, chrome plated</p> <p>Structural function: the handle is rotated 90 degrees to open or close</p> <p>Uses: Generally suitable for distribution boxes, mechanical equipment and various sheet metal boxes</p> <p>Remarks: Applicable door panel thickness 1-5mm</p>
搭扣锁 Tonggle and hook		
拉手 Handles		
限位 Door stop		
铰链 Hinge		
冷库把手 Handle latch		
磁吸 Magnet catch		
附件 Accessories	特征说明: <ul style="list-style-type: none"> 材 质: 铝合金基座, 把手, 碳钢螺栓 表面处理: 黑色, 白色, 镀锌螺栓 结构功能: 把手带动叉臂联动 用 途: 一般适用于各种开关柜体使用 备 注: 手柄不可过力驱动, 手柄承载力:100N 	Feature Description: <p>Material: zinc alloy base, handle, carbon steel bolt</p> <p>Surface treatment: black, white, galvanized steel bolt structure</p> <p>Function: handle drives fork linkage</p> <p>Uses: Generally suitable for all kinds of switch cabinet use</p> <p>Remarks: The handle should not be moved too hard, and the handle carries a tensile force of 100</p>

把手锁 Handle lock		
圆柱锁 Cylinder lock		
平面锁 Plane lock		
连杆锁 Rod control lock		
面板锁 Panel lock	特征说明: <ul style="list-style-type: none"> 材 质: 锌合金基座, 手柄, 锁头组件 表面处理: 黑色, 蓝灰色, 镀铬 结构功能: 手柄带动叉臂两点联动图传动机构仅供参考 用 途: 一般适用于各种开关柜体使用 备 注: 钥匙选配YS705系列钥匙 	Feature Description: <p>Material: zinc alloy base, handle, lock assembly</p> <p>Surface treatment: black, blue-gray, chrome-plated</p> <p>Structural function: the handle drives the handle fork two-point linkage diagram transmission mechanism for reference only</p> <p>Uses: Generally suitable for all kinds of switch cabinet use</p> <p>Note: The key is optional with YS705 series key</p>
搭扣锁 Tonggle and hook		
拉手 Handles		
限位 Door stop		
铰链 Hinge		
冷库把手 Handle latch		
磁吸 Magnet catch		
附件 Accessories	特征说明: <ul style="list-style-type: none"> 材 质: 锌合金基座, 把手, 碳钢螺栓 表面处理: 镀铬 结构功能: 把手旋转90度实现开启或关闭 用 途: 一般适用于配电箱, 机械设备和各种钣金箱体使用 备 注: 适用门板厚度1-5mm 	Feature Description: <p>Material: zinc alloy base, handle, carbon steel bolt</p> <p>Surface treatment: chrome plated</p> <p>Structural function: the handle is rotated 90 degrees to open or close</p> <p>Uses: Generally suitable for distribution boxes, mechanical equipment and various sheet metal boxes</p> <p>Remarks: Applicable door panel thickness 1-5mm</p>

把手锁
Handle lock

圆柱锁
Cylinder lock

平面锁
Plane lock

连杆锁
Rod control lock

面板锁
Panel lock

搭扣锁
Tongle and hook

拉手
Handles

限位
Door stop

铰链
Hinge

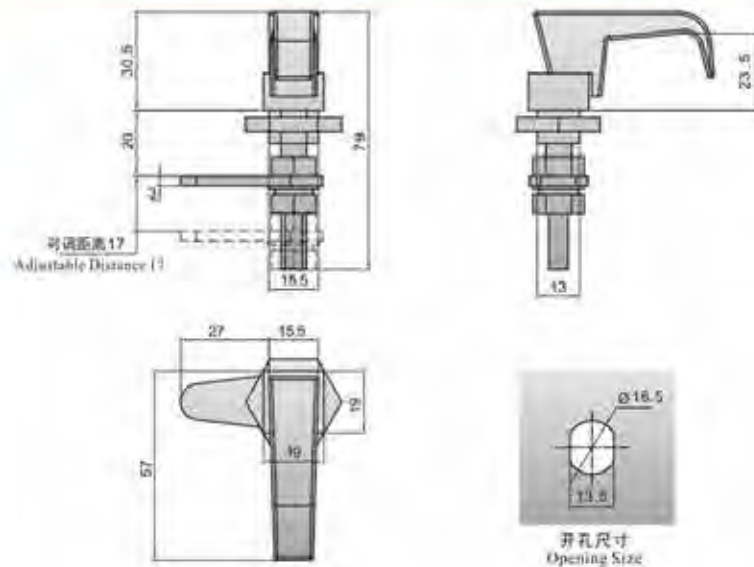
冷库把手
Handle latch

磁吸
Magnet catch

附件
Accessories



A532



特征说明:

- 材质: 锌合金基座, 把手, 碳钢螺栓
- 表面处理: 黑色, 镀铬
- 结构功能: 把手旋转90度实现开启或关闭
- 用途: 一般适用于配电箱, 机械设备和各种钣金箱体使用
- 备注: 适用门板厚度1-5mm

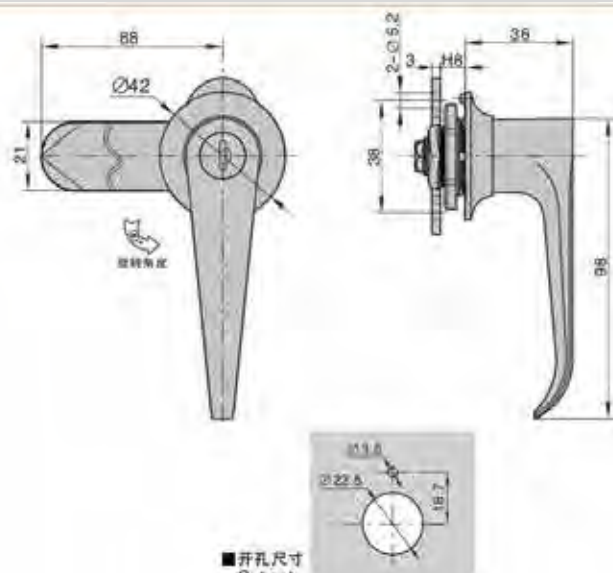
Feature Description:

Material: zinc alloy base, handle, carbon steel bolt
Surface treatment: black, chrome plated
Structural function: the handle is rotated 90 degrees to open or close
Uses: Generally suitable for distribution boxes, mechanical equipment and various sheet metal boxes
Remarks: Applicable door panel thickness 1-5mm



A-45

B-45

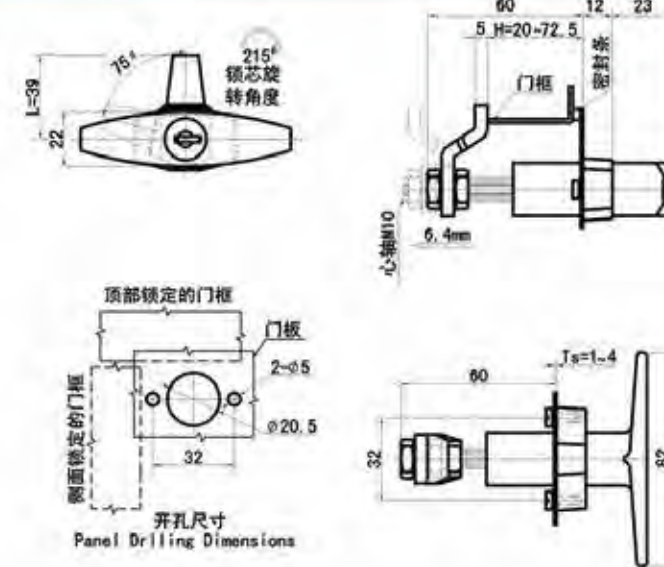


特征说明:

- 材质: 锌合金基座, 把手, 碳钢螺栓
- 表面处理: 黑色, 镀铬
- 结构功能: 把手旋转90度实现开启或关闭
- 用途: 一般适用于配电箱, 机械设备和各种钣金箱体使用
- 备注: 适用门板厚度1-5mm

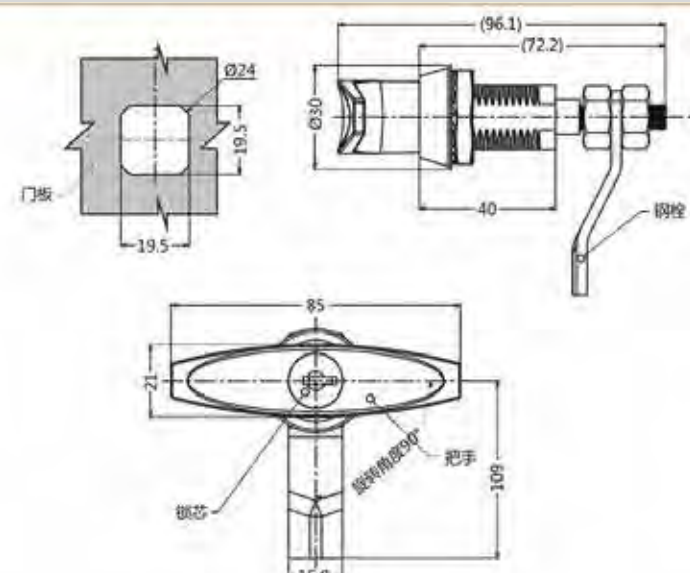
Feature Description:

Material: zinc alloy base, handle, carbon steel bolt
Surface treatment: black, chrome plated
Structural function: the handle is rotated 90 degrees to open or close
Uses: Generally suitable for distribution boxes, mechanical equipment and various sheet metal boxes
Remarks: Applicable door panel thickness 1-5mm



Feature Description:

Material: zinc alloy lock shell, handle, cold-rolled steel plate steel bolt
Surface treatment: black, chrome-plated, galvanized steel plug
Structural function: telescopic handle lock, turn the handle 215 degrees to achieve opening or closing
Uses: Generally suitable for the use of sheet metal boxes such as electrical cabinets, testing equipment, machinery, machine tools, etc
Remarks: Applicable door panel thickness 1-12mm



Feature Description:

Material: zinc alloy lock shell, handle, cold-rolled steel plate steel bolt
Surface treatment: black, chrome-plated, galvanized steel plug
Structural function: telescopic handle lock, turn the handle 215 degrees to achieve opening or closing
Uses: Generally suitable for the use of sheet metal boxes such as electrical cabinets, testing equipment, machinery, machine tools, etc
Remarks: Applicable door panel thickness 1-12mm



A-535

B-535

特征说明:


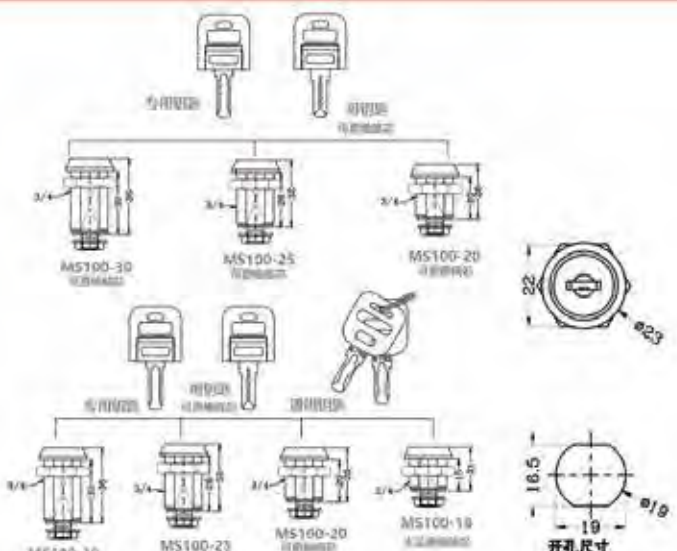

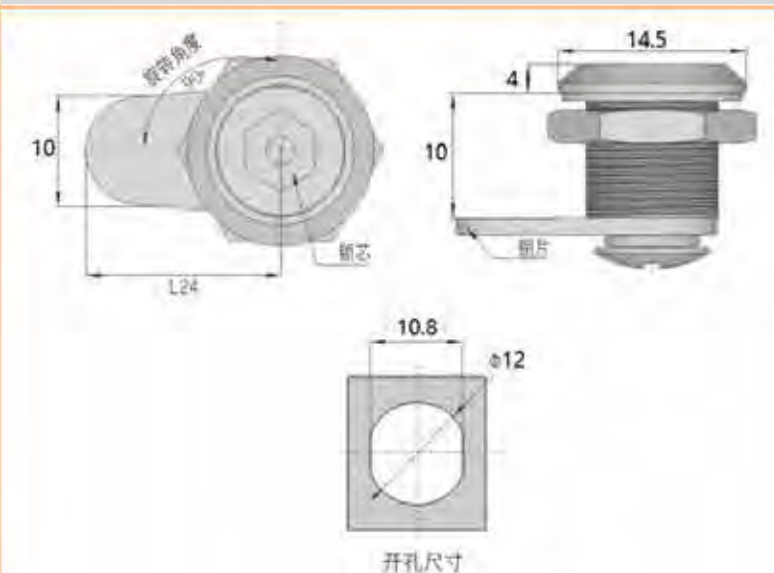
- 材质: 锌合金锁壳, 把手, 冷轧钢板螺栓
- 表面处理: 黑色, 镀铬, 镀锌螺栓
- 结构功能: 伸缩式把手锁, 转动把手215度实现开启或关闭
- 用途: 一般适用于电柜, 检测设备, 机械, 机床等钣金箱体使用
- 备注: 适用门板厚度1-12mm


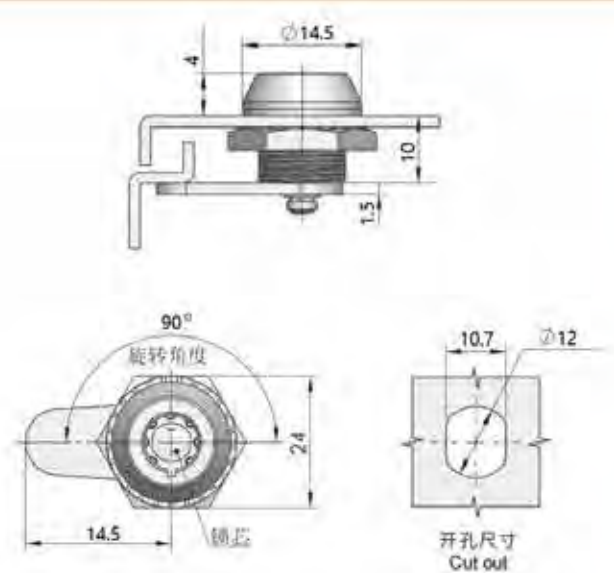


特征说明:

- 材质: 锌合金锁壳, 把手, 冷轧钢板螺栓
- 表面处理: 黑色, 镀铬, 镀锌螺栓
- 结构功能: 伸缩式把手锁, 转动把手215度实现开启或关闭
- 用途: 一般适用于电柜, 检测设备, 机械, 机床等钣金箱体使用
- 备注: 适用门板厚度1-12mm

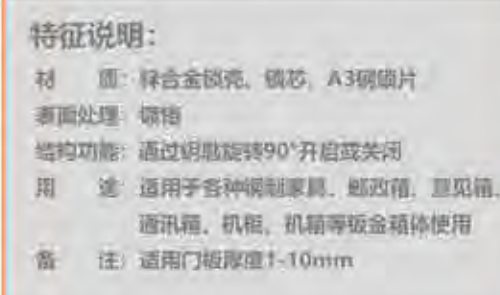
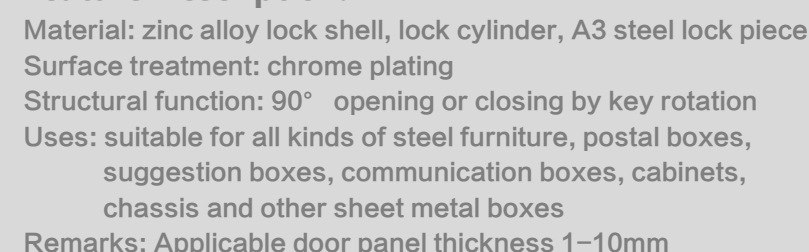
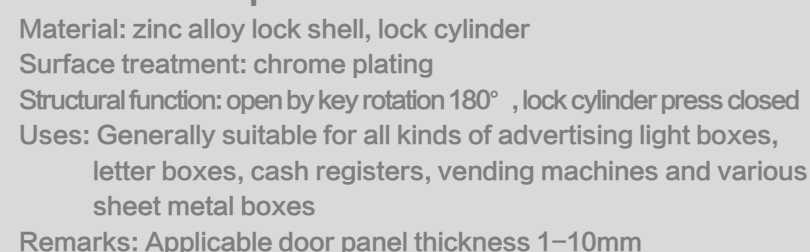
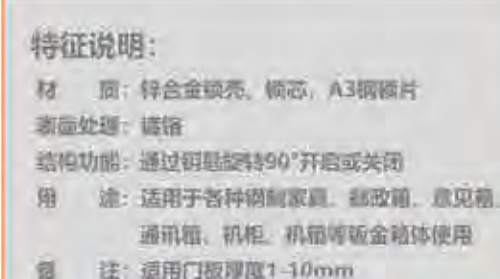
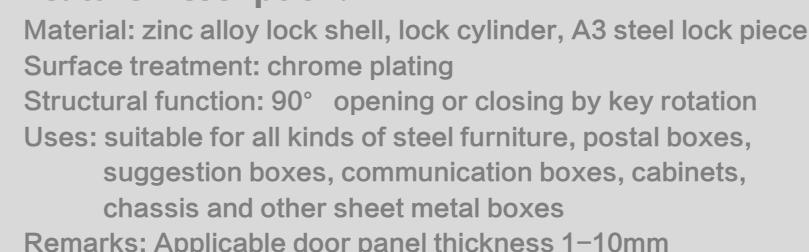
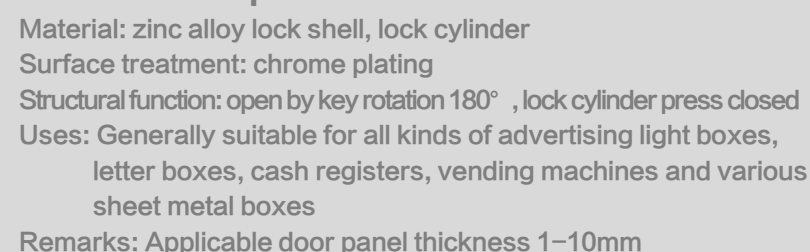



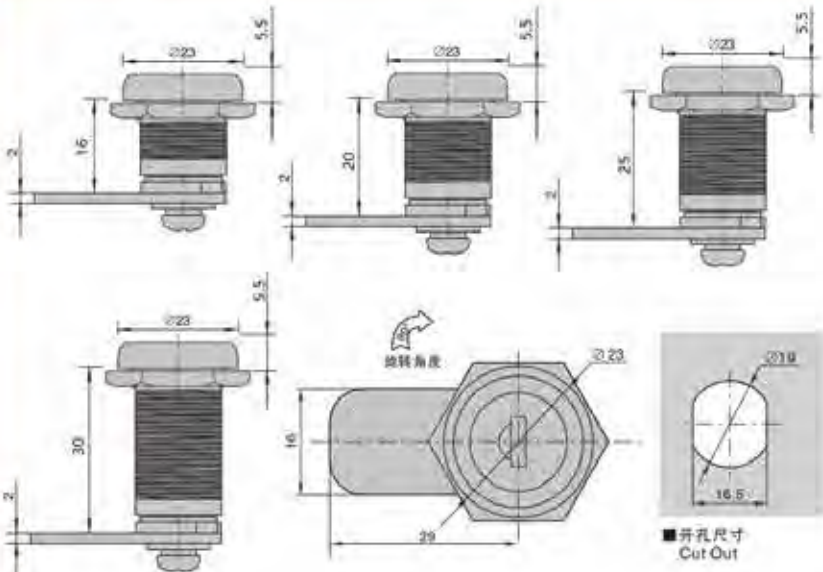

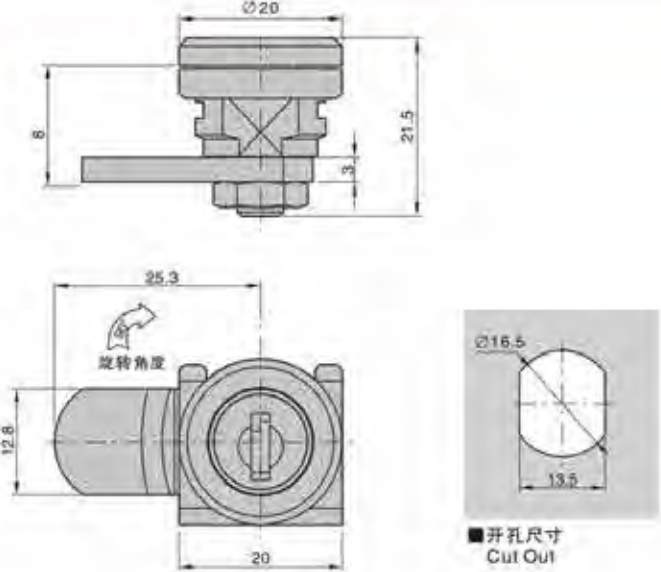
MS320


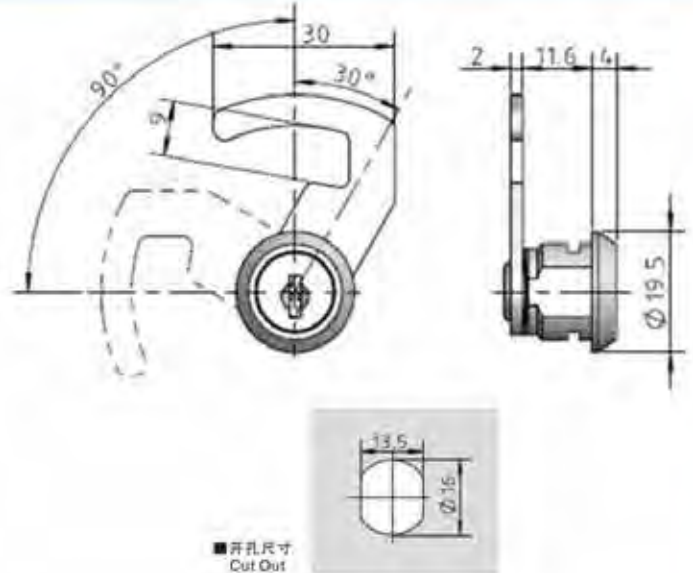

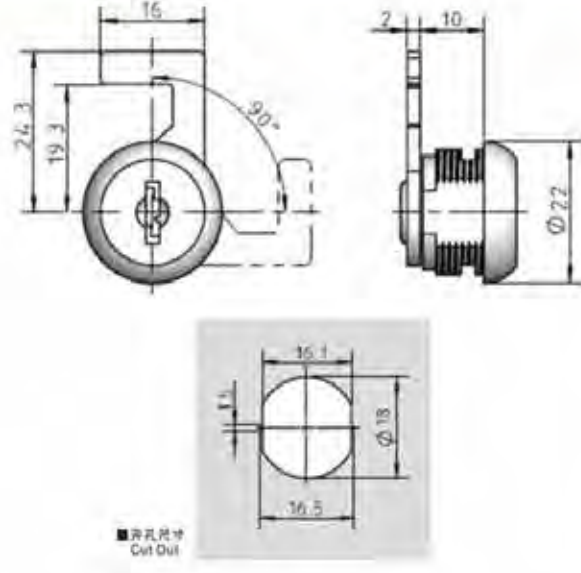
把手锁 Handle lock		
圆柱锁 Cylinder lock		
平面锁 Plane lock		
连杆锁 Rod control lock		
面板锁 Panel lock	特征说明: <ul style="list-style-type: none"> 材 质: 锌合金锁壳, 锁芯, A3钢锁片 表面处理: 镀铬 结构功能: 通过钥匙旋转90°, 实现开启或关闭 用 途: 一般适用于文件柜, 信报箱, 机箱, 机箱, 机械设备及各种钣金箱体使用 备 注: 适用门板厚度1-10mm 	Feature Description: Material: zinc alloy lock shell, lock cylinder, A3 steel lock piece Surface treatment: chrome plating Structural function: 90° rotation by key to achieve opening or closing Uses: Generally suitable for file cabinets, letter boxes, chassis, electrical boxes, mechanical equipment and various sheet metal boxes Remarks: Applicable door panel thickness 1-10mm
搭扣锁 Tonggle and hook		
拉手 Handles		
限位 Door stop		
铰链 Hinge		
冷库把手 Handle latch		
磁吸 Magnet catch	特征说明: <ul style="list-style-type: none"> 材 质: 锌合金锁壳, 锁芯, A3钢锁片 表面处理: 镀铬 结构功能: 通过钥匙旋转90°, 实现开启或关闭 用 途: 一般适用于文件柜, 信报箱, 机箱, 机箱, 机械设备及各种钣金箱体使用 备 注: 适用门板厚度1-10mm 	Feature Description: Material: zinc alloy lock shell, lock cylinder, A3 steel lock piece Surface treatment: chrome plating Structural function: 90° rotation by key to achieve opening or closing Uses: Generally suitable for file cabinets, letter boxes, chassis, electrical boxes, mechanical equipment and various sheet metal boxes Remarks: Applicable door panel thickness 1-10mm
附件 Accessories		


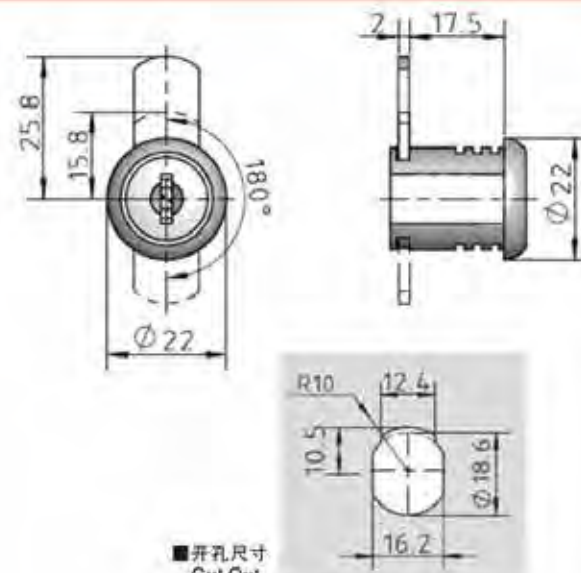

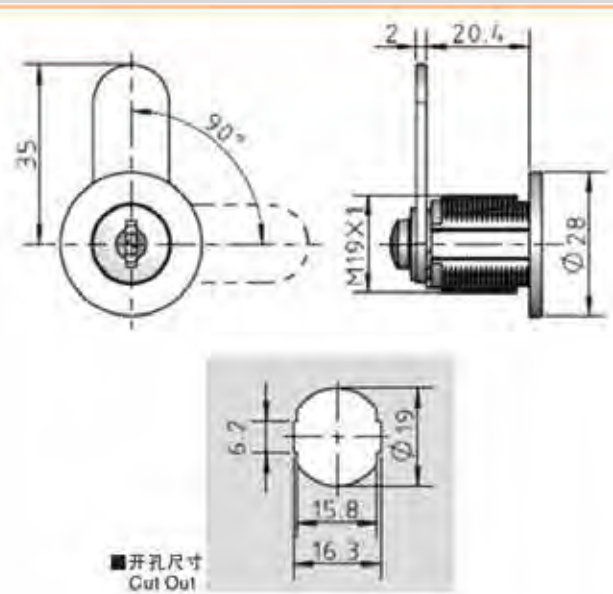

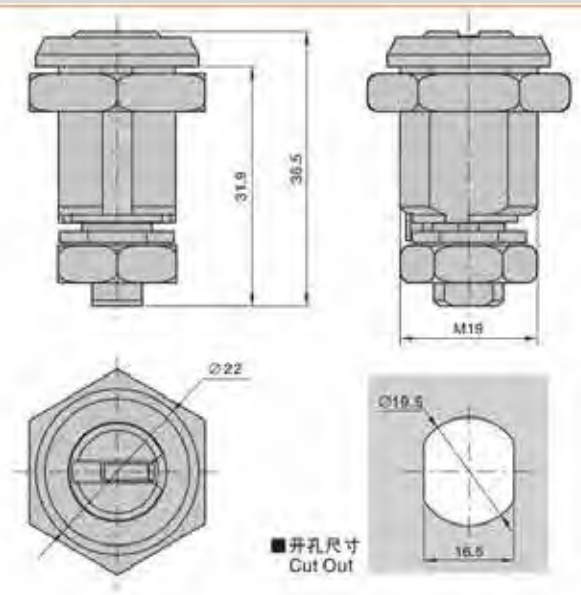
把手锁 Handle lock		
圆柱锁 Cylinder lock		
平面锁 Plane lock		
连杆锁 Rod control lock		
面板锁 Panel lock	特征说明: <ul style="list-style-type: none"> 材 质: 锌合金锁壳, 锁芯, A3钢锁片 表面处理: 镀铬 结构功能: 通过钥匙旋转90°, 实现开启或关闭 用 途: 一般适用于文件柜, 信报箱, 机箱, 机箱, 机械设备及各种钣金箱体使用 备 注: 适用门板厚度1-10mm 	Feature Description: Material: zinc alloy lock shell, lock cylinder, A3 steel lock piece Surface treatment: chrome plating Structural function: 90° rotation by key to achieve opening or closing Uses: Generally suitable for file cabinets, letter boxes, chassis, electrical boxes, mechanical equipment and various sheet metal boxes Remarks: Applicable door panel thickness 1-10mm
搭扣锁 Tonggle and hook		
拉手 Handles		
限位 Door stop		
铰链 Hinge		
冷库把手 Handle latch		
磁吸 Magnet catch	特征说明: <ul style="list-style-type: none"> 材 质: 锌合金锁壳, 锁芯 表面处理: 镀铬 结构功能: 通过钥匙旋转180°并压, 锁芯按压关闭 用 途: 一般适用于各种广告灯箱, 信报箱, 收, 报箱, 售货机及各种钣金箱体使用 备 注: 适用门板厚度1-10mm 	Feature Description: Material: zinc alloy lock shell, lock cylinder Surface treatment: chrome plating Structural function: open by key rotation 180°, lock cylinder press closed Uses: Generally suitable for all kinds of advertising light boxes, letter boxes, cash registers, vending machines and various sheet metal boxes Remarks: Applicable door panel thickness 1-10mm
附件 Accessories		

附件
Accessories


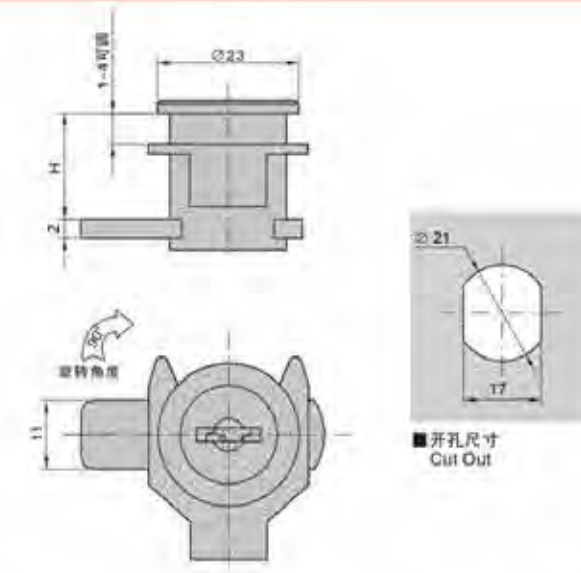

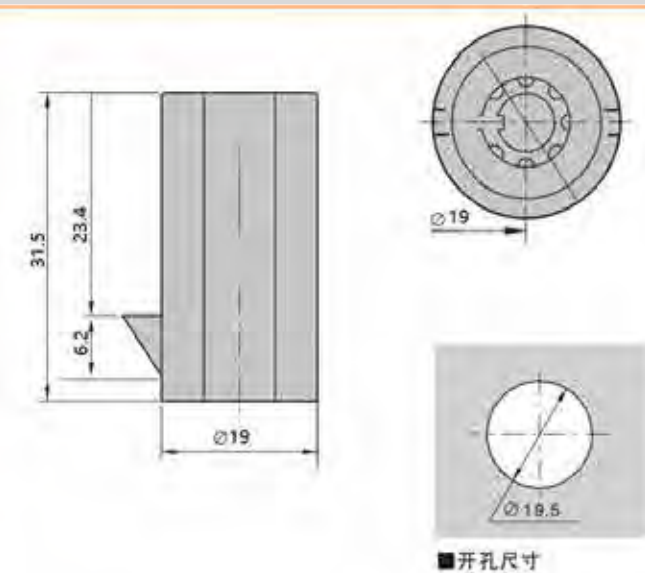

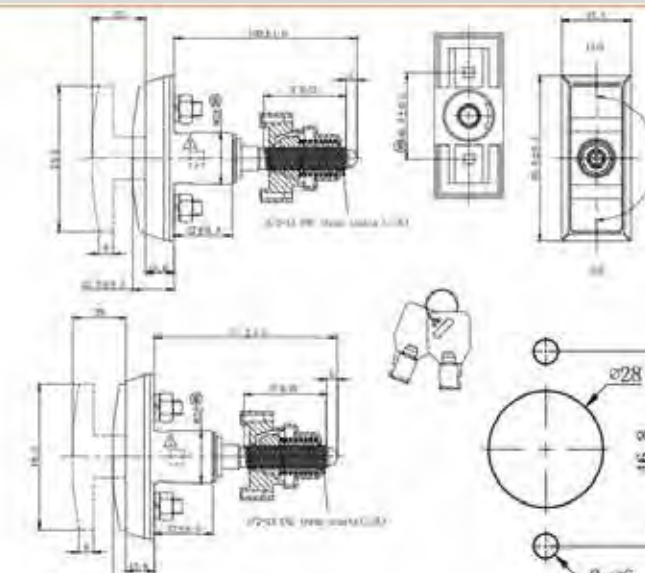



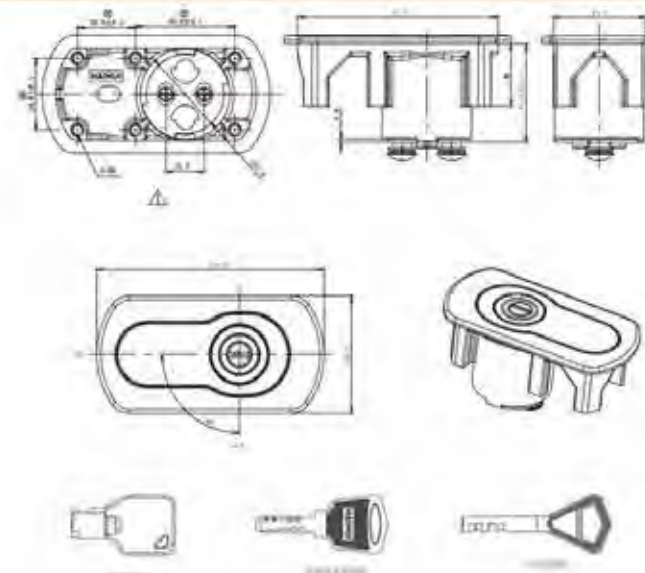

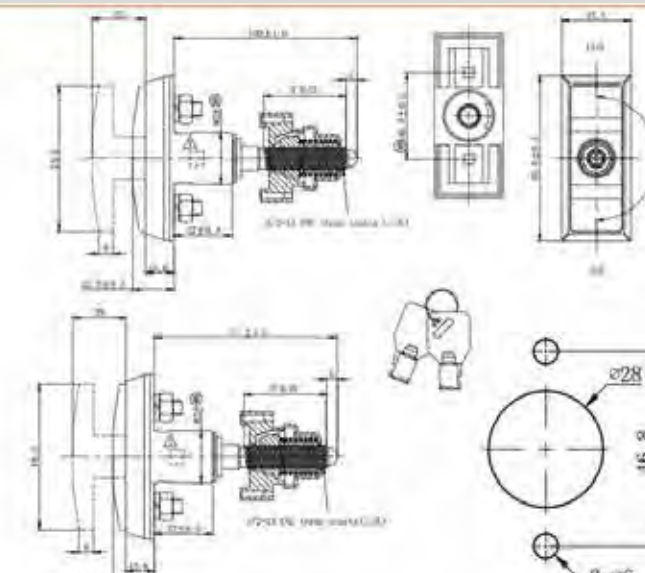

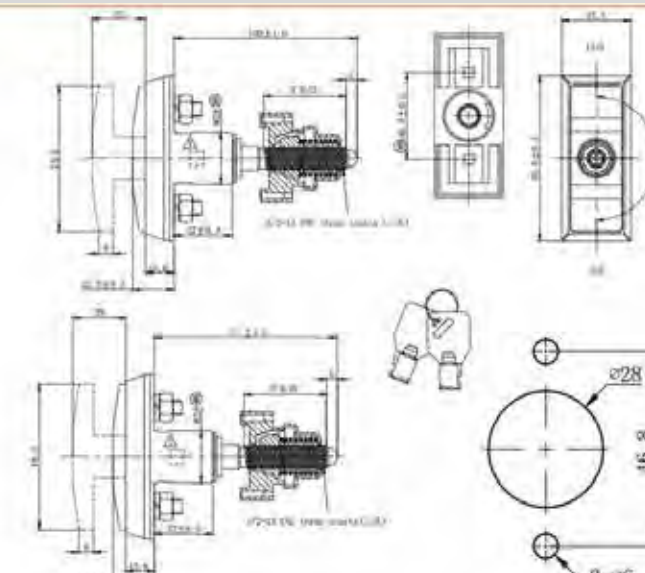
把手锁 Handle lock	 <p>MS103S-16/20/25/30/54</p>	 <p>■开孔尺寸 Cut Out</p>	<p>特征说明:</p> <p>材 质: 锌合金锁壳, 锁芯, A3钢锁片, 不锈钢面</p> <p>表面处理: 镀铬</p> <p>结构功能: 通过钥匙旋转90°, 实现开启或关闭</p> <p>用 途: 一般适用于各种广告灯箱, 信报箱, 收报箱, 售货机及各种钣金箱体使用</p> <p>备 注: 适用门板厚度1-10mm</p>
圆柱锁 Cylinder lock			
平面锁 Plane lock			
连杆锁 Rod control lock			
面板锁 Panel lock	<p>特征说明:</p> <p>材 质: 锌合金锁壳, 锁芯, A3钢锁片, 不锈钢面</p> <p>表面处理: 镀铬</p> <p>结构功能: 通过钥匙旋转90°, 实现开启或关闭</p> <p>用 途: 一般适用于各种广告灯箱, 信报箱, 收报箱, 售货机及各种钣金箱体使用</p> <p>备 注: 适用门板厚度1-10mm</p>	<p>Feature Description:</p> <p>Material: zinc alloy lock shell, lock cylinder, A3 steel lock piece, stainless steel face</p> <p>Surface treatment: chrome plating</p> <p>Structural function: 90° rotation by key to achieve opening or closing</p> <p>Uses: Generally suitable for all kinds of advertising light boxes, letter boxes, cash registers, vending machines and various sheet metal boxes</p> <p>Remarks: Applicable door panel thickness 1-10mm</p>	<p>Feature Description:</p> <p>Material: zinc alloy lock shell, lock cylinder, A3 steel lock piece</p> <p>Surface treatment: chrome plating</p> <p>Structural function: 90° rotation by key to achieve opening or closing</p> <p>Uses: Generally suitable for all kinds of advertising light boxes, letter boxes, cash registers, vending machines and various sheet metal boxes</p> <p>Remarks: Applicable door panel thickness 1-10mm</p>
搭扣锁 Tonggle and hook			
拉手 Handles			
限位 Door stop			
铰链 Hinge	 <p>MS106-5</p>	 <p>■开孔尺寸 Cut Out</p>	<p>特征说明:</p> <p>材 质: 锌合金锁壳, 锁芯, A3钢锁片</p> <p>表面处理: 镀铬</p> <p>结构功能: 通过钥匙旋转90°, 实现开启或关闭</p> <p>用 途: 一般适用于文件柜, 信报箱, 机箱, 电话, 机械设备及各种钣金箱体使用</p> <p>备 注: 适用门板厚度1-10mm</p>
冷库把手 Handle latch			
磁吸 Magnet catch			
附件 Accessories			


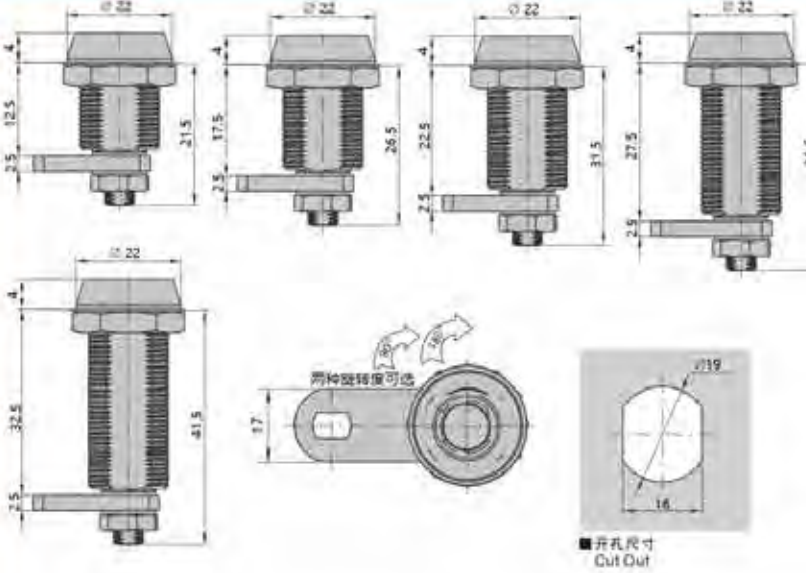

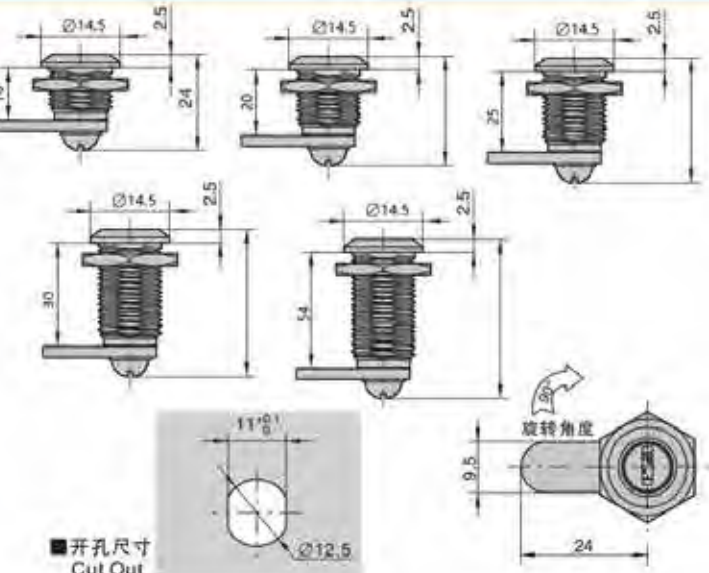

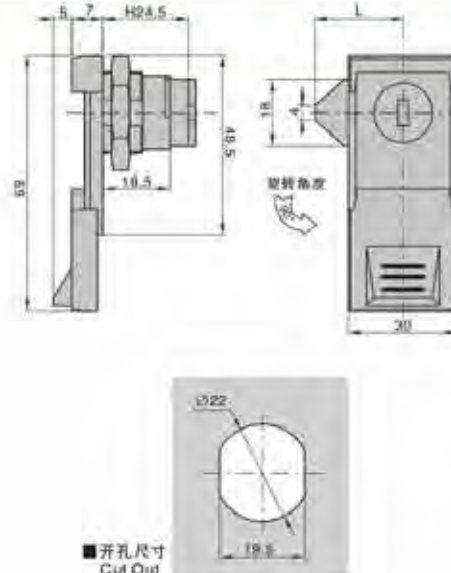
把手锁 Handle lock	 <p>MS106-3</p>	 <p>■开孔尺寸 Cut Out</p>	<p>特征说明:</p> <p>材 质: 锌合金锁壳, 锁芯, A3钢锁片</p> <p>表面处理: 镀铬</p> <p>结构功能: 通过钥匙旋转90°, 实现开启或关闭</p> <p>用 途: 一般适用于文件柜, 信报箱, 机箱, 电话, 机械设备及各种钣金箱体使用</p> <p>备 注: 适用门板厚度1-10mm</p>
圆柱锁 Cylinder lock			
平面锁 Plane lock			
连杆锁 Rod control lock			
面板锁 Panel lock	<p>特征说明:</p> <p>材 质: 锌合金锁壳, 锁芯, A3钢锁片</p> <p>表面处理: 镀铬</p> <p>结构功能: 通过钥匙旋转90°, 实现开启或关闭</p> <p>用 途: 一般适用于文件柜, 信报箱, 机箱, 电话, 机械设备及各种钣金箱体使用</p> <p>备 注: 适用门板厚度1-10mm</p>	<p>Feature Description:</p> <p>Material: zinc alloy lock shell, lock cylinder, A3 steel lock piece</p> <p>Surface treatment: chrome plating</p> <p>Structural function: 90° rotation by key to achieve opening or closing</p> <p>Uses: Generally suitable for all kinds of advertising light boxes, letter boxes, cash registers, vending machines and various sheet metal boxes</p> <p>Remarks: Applicable door panel thickness 1-10mm</p>	<p>Feature Description:</p> <p>Material: zinc alloy lock shell, lock cylinder, A3 steel lock piece</p> <p>Surface treatment: chrome plating</p> <p>Structural function: 90° rotation by key to achieve opening or closing</p> <p>Uses: Generally suitable for all kinds of advertising light boxes, letter boxes, cash registers, vending machines and various sheet metal boxes</p> <p>Remarks: Applicable door panel thickness 1-10mm</p>
搭扣锁 Tonggle and hook			
拉手 Handles			
限位 Door stop			
铰链 Hinge	 <p>MS106-5</p>	 <p>■开孔尺寸 Cut Out</p>	<p>特征说明:</p> <p>材 质: 锌合金锁壳, 锁芯, A3钢锁片</p> <p>表面处理: 镀铬</p> <p>结构功能: 通过钥匙旋转90°, 实现开启或关闭</p> <p>用 途: 一般适用于文件柜, 信报箱, 机箱, 电话, 机械设备及各种钣金箱体使用</p> <p>备 注: 适用门板厚度1-10mm</p>
冷库把手 Handle latch			
磁吸 Magnet catch			
附件 Accessories			


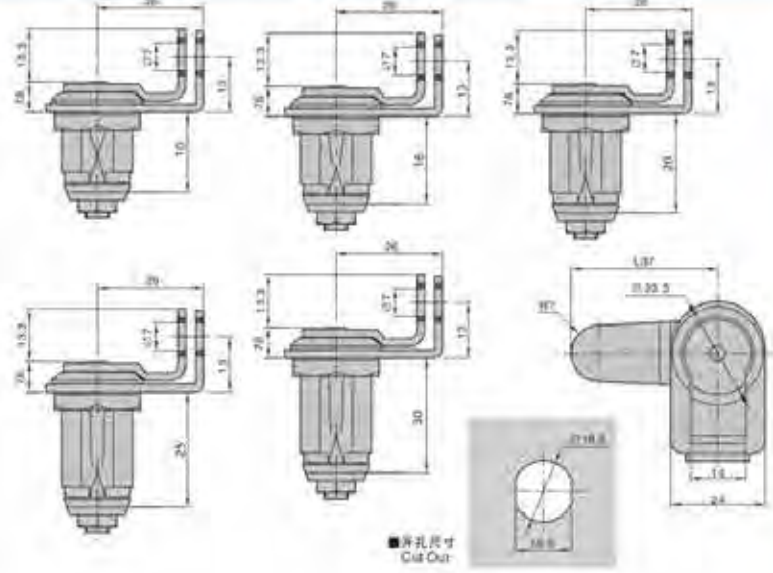

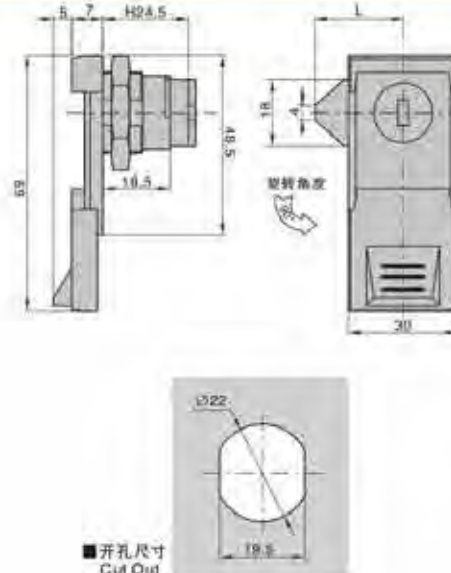

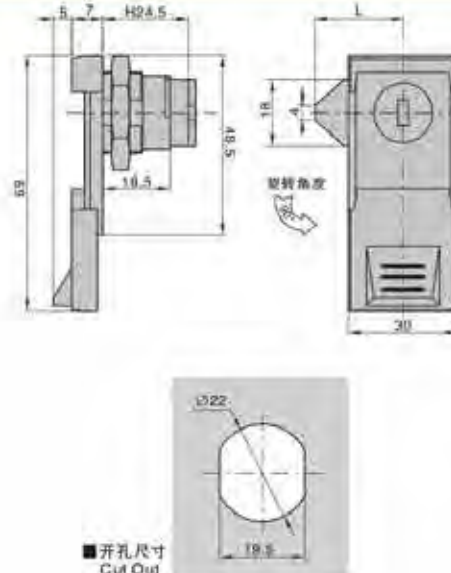
把手锁 Handle lock	 MS109-1	 ■开孔尺寸 Cut Out	特征说明: >材 质: 锌合金锁壳, 锁芯, A3钢锁片 >表面处理: 镀铬 >结构功能: 通过钥匙旋转180°开启, 开启或关闭 >用 途: 一般适用于文件柜, 信报箱, 机箱, 电话, 机械设备及各种钣金箱体使用 >备 注: 适用门板厚度1-10mm	Feature Description: Material: zinc alloy lock shell, lock cylinder, A3 steel lock piece Surface treatment: chrome plating Structural function: 180° rotation by key to achieve opening or closing Uses: Generally suitable for all kinds of advertising light boxes, letter boxes, cash registers, vending machines and various sheet metal boxes Remarks: Applicable door panel thickness 1-10mm
圆柱锁 Cylinder lock				
平面锁 Plane lock				
连杆锁 Rod control lock				
面板锁 Panel lock	 MS110-1	 ■开孔尺寸 Cut Out	特征说明: >材 质: 锌合金锁壳, 锁芯, A3钢锁片 >表面处理: 镀铬 >结构功能: 通过钥匙旋转90°实现开启或关闭 >用 途: 一般适用于文件柜, 信报箱, 机箱, 电话, 机械设备及各种钣金箱体使用 >备 注: 适用门板厚度1-10mm	Feature Description: Material: zinc alloy lock shell, lock cylinder, A3 steel lock piece Surface treatment: chrome plating Structural function: 90° rotation by key to achieve opening or closing Uses: Generally suitable for all kinds of advertising light boxes, letter boxes, cash registers, vending machines and various sheet metal boxes Remarks: Applicable door panel thickness 1-10mm
搭扣锁 Tonggle and hook				
拉手 Handles				
限位 Door stop				
铰链 Hinge	 MS112-1	 ■开孔尺寸 Cut Out	特征说明: >材 质: 锌合金锁壳, 锁芯, A3钢锁片 >表面处理: 镀铬 >结构功能: 通过钥匙旋转90°实现开启或关闭 >用 途: 一般适用于文件柜, 信报箱, 机箱, 电话, 机械设备及各种钣金箱体使用 >备 注: 适用门板厚度1-10mm	Feature Description: Material: zinc alloy lock shell, lock cylinder, A3 steel lock piece Surface treatment: chrome plating Structural function: 90° rotation by key to achieve opening or closing Uses: Generally suitable for all kinds of advertising light boxes, letter boxes, cash registers, vending machines and various sheet metal boxes Remarks: Applicable door panel thickness 1-10mm
冷库把手 Handle latch				
磁吸 Magnet catch				
附件 Accessories				


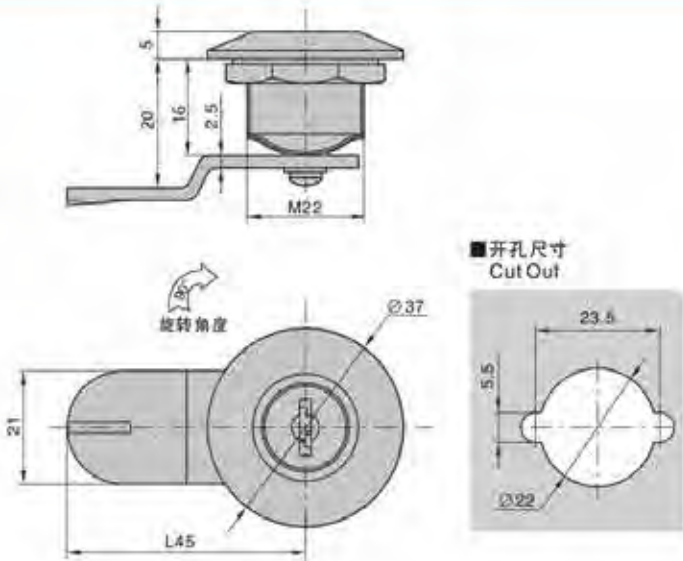

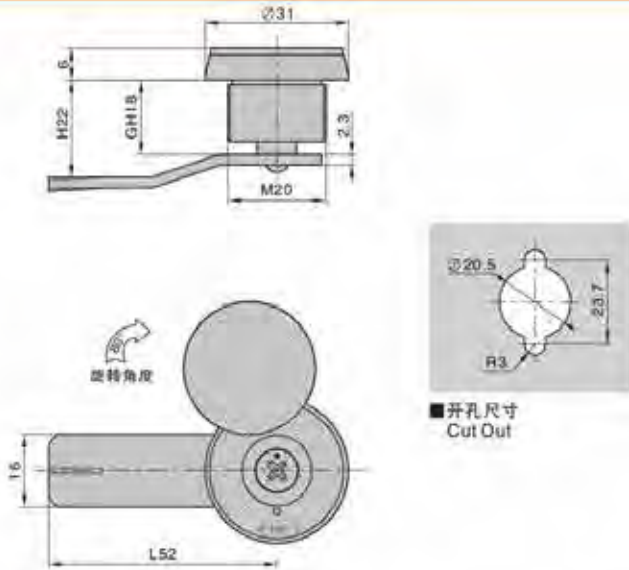
把手锁 Handle lock	 MS110-12/16/20/25/30	 开孔尺寸 Opening Size 锁舌有多种尺寸适配, 默认为47mm带钩片	特征说明: >材 质: 锌合金锁壳, 锁芯, A3钢锁片 >表面处理: 镀铬 >结构功能: 通过钥匙旋转90°实现开启或关闭 >用 途: 一般适用于文件柜, 信报箱, 机箱, 电话, 机械设备及各种钣金箱体使用 >备 注: 适用门板厚度1-10mm	Feature Description: Material: zinc alloy lock shell, lock cylinder, A3 steel lock piece Surface treatment: chrome plating Structural function: 90° rotation by key to achieve opening or closing Uses: Generally suitable for all kinds of advertising light boxes, letter boxes, cash registers, vending machines and various sheet metal boxes Remarks: Applicable door panel thickness 1-10mm
圆柱锁 Cylinder lock				
平面锁 Plane lock				
连杆锁 Rod control lock				
面板锁 Panel lock	 MS112-1	 ■开孔尺寸 Cut Out	特征说明: >材 质: 锌合金锁壳, 锁芯, A3钢锁片 >表面处理: 镀铬 >结构功能: 通过钥匙旋转90°实现开启或关闭 >用 途: 一般适用于文件柜, 信报箱, 机箱, 电话, 机械设备及各种钣金箱体使用 >备 注: 适用门板厚度1-10mm	Feature Description: Material: zinc alloy lock shell, lock cylinder, A3 steel lock piece Surface treatment: chrome plating Structural function: 90° rotation by key to achieve opening or closing Uses: Generally suitable for all kinds of advertising light boxes, letter boxes, cash registers, vending machines and various sheet metal boxes Remarks: Applicable door panel thickness 1-10mm
搭扣锁 Tonggle and hook				
拉手 Handles				
限位 Door stop				
铰链 Hinge	 MS112-1	 ■开孔尺寸 Cut Out	特征说明: >材 质: 锌合金锁壳, 锁芯, A3钢锁片 >表面处理: 镀铬 >结构功能: 通过钥匙旋转90°实现开启或关闭 >用 途: 一般适用于文件柜, 信报箱, 机箱, 电话, 机械设备及各种钣金箱体使用 >备 注: 适用门板厚度1-10mm	Feature Description: Material: zinc alloy lock shell, lock cylinder, A3 steel lock piece Surface treatment: chrome plating Structural function: 90° rotation by key to achieve opening or closing Uses: Generally suitable for all kinds of advertising light boxes, letter boxes, cash registers, vending machines and various sheet metal boxes Remarks: Applicable door panel thickness 1-10mm
冷库把手 Handle latch				
磁吸 Magnet catch				
附件 Accessories				


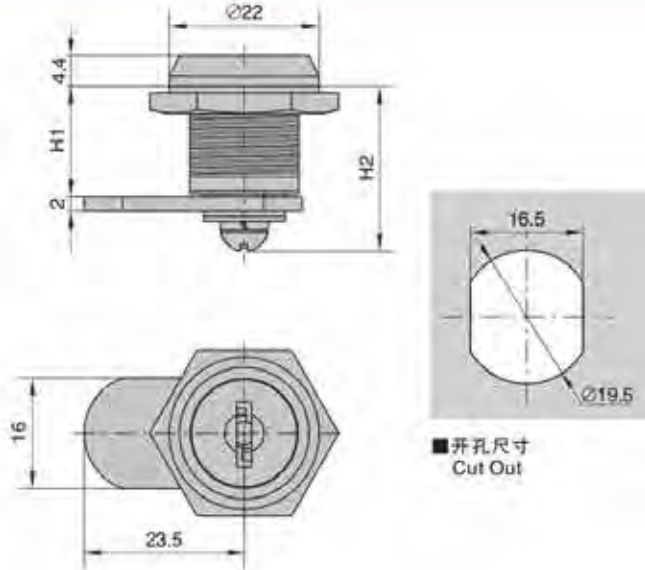

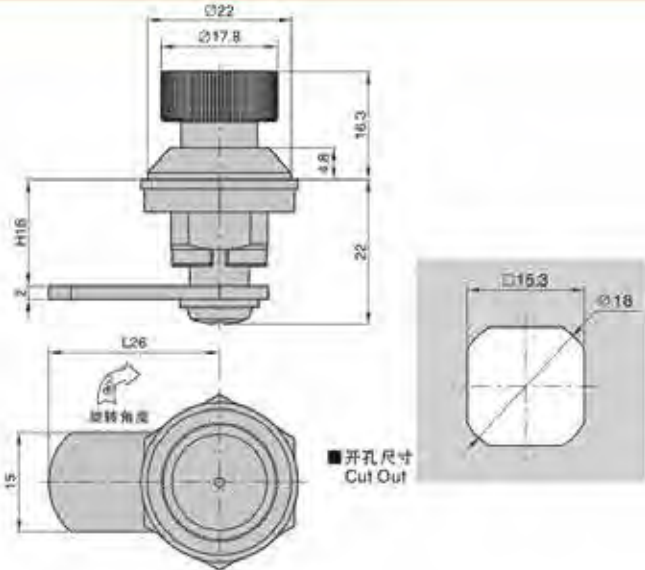
把手锁 Handle lock	 MS113-1	 ■开孔尺寸 Cut Out	特征说明: >材 质: 锌合金锁壳, 锁芯, A3钢锁片 >表面处理: 镀铬 >结构功能: 通过钥匙旋转90°, 实现开启或关闭 >用 途: 一般适用于文件柜、收银机、机箱、电话、机械设备及各种钣金箱体使用 >备 注: 适用门板厚度1-10mm
圆柱锁 Cylinder lock			
平面锁 Plane lock			
连杆锁 Rod control lock			
面板锁 Panel lock	 MS115-1	 ■开孔尺寸 Cut Out	Feature Description: Material: zinc alloy lock shell, lock cylinder, A3 steel lock piece Surface treatment: chrome plating Structural function: 90° rotation by key to achieve opening or closing Uses: Generally suitable for all kinds of advertising light boxes, letter boxes, cash registers, vending machines and various sheet metal boxes Remarks: Applicable door panel thickness 1-10mm
搭扣锁 Tonggle and hook			
拉手 Handles			
限位 Door stop			
铰链 Hinge	 MS116-2/3		Feature Description: Material: zinc alloy lock shell, lock cylinder, A3 steel lock piece Surface treatment: chrome plating Structural function: 90° rotation by key to achieve opening or closing Uses: Generally suitable for vending machines, water vending machines, game machines and various sheet metal boxes Remarks: Applicable door panel thickness 1-10mm
冷库把手 Handle latch			
磁吸 Magnet catch			
附件 Accessories			


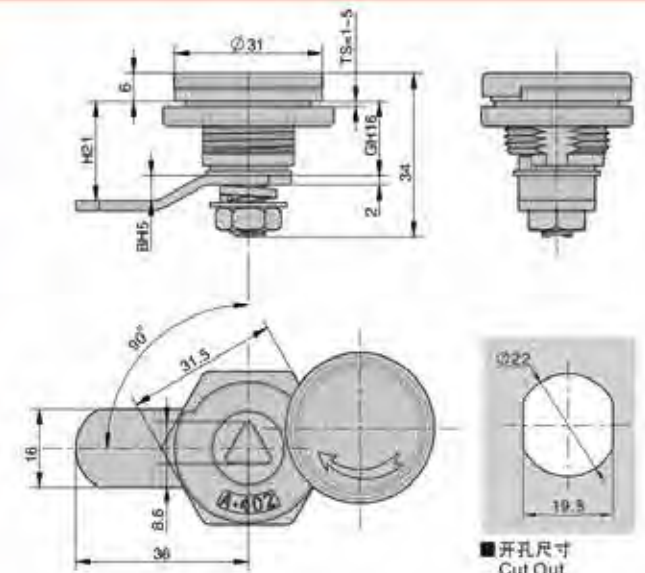


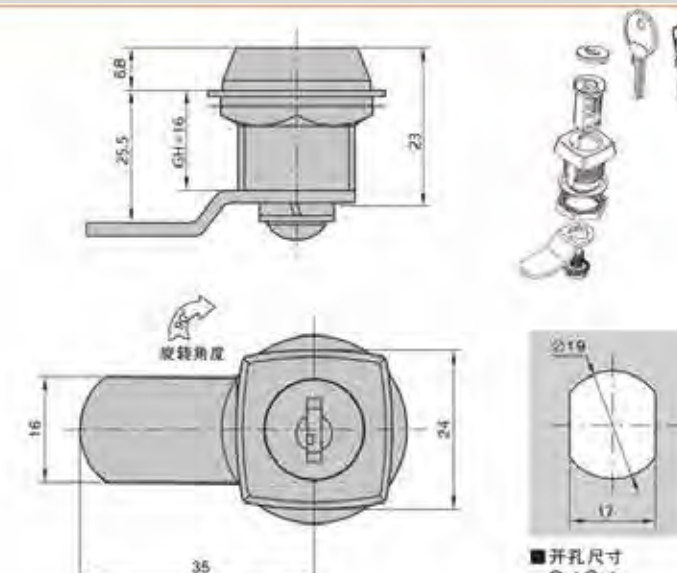
把手锁 Handle lock	 MS116-1		特征说明: >材 质: 锌合金锁壳, 锁芯, A3钢锁片 >表面处理: 镀铬 >结构功能: 通过钥匙旋转90°, 实现开启或关闭 >用 途: 一般适用于自动售货机、售水机、游戏机及各种钣金箱体 >备 注: 适用门板厚度1-10mm
圆柱锁 Cylinder lock			
平面锁 Plane lock			
连杆锁 Rod control lock			
面板锁 Panel lock	 MS116-2/3		Feature Description: Material: zinc alloy lock shell, lock cylinder, A3 steel lock piece Surface treatment: chrome plating Structural function: 90° rotation by key to achieve opening or closing Uses: Generally suitable for vending machines, water vending machines, game machines and various sheet metal boxes Remarks: Applicable door panel thickness 1-10mm
搭扣锁 Tonggle and hook			
拉手 Handles			
限位 Door stop			
铰链 Hinge	 MS116-2/3		Feature Description: Material: zinc alloy lock shell, lock cylinder, A3 steel lock piece Surface treatment: chrome plating Structural function: 90° rotation by key to achieve opening or closing Uses: Generally suitable for vending machines, water vending machines, game machines and various sheet metal boxes Remarks: Applicable door panel thickness 1-10mm
冷库把手 Handle latch			
磁吸 Magnet catch			
附件 Accessories			


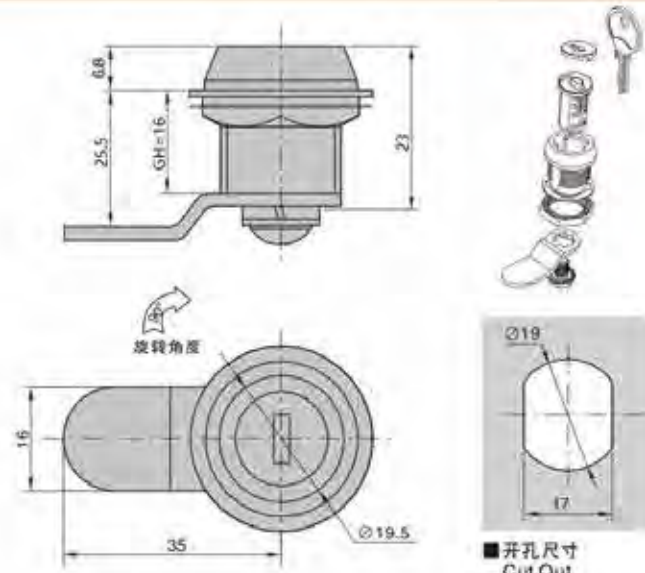

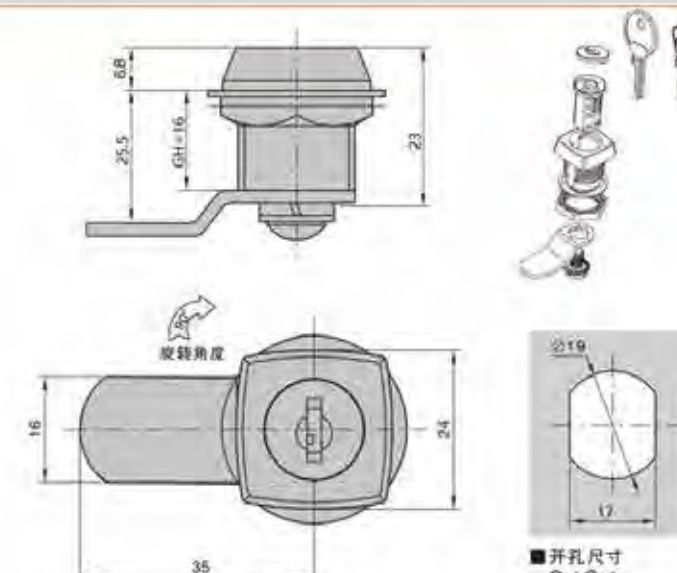

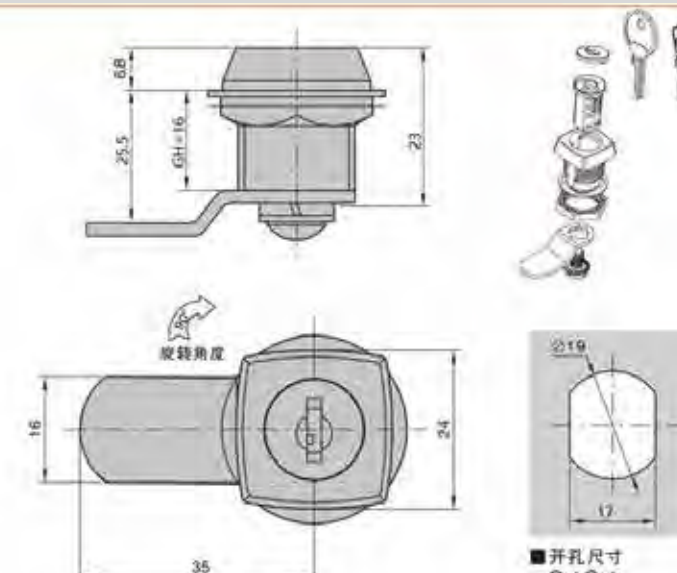
把手锁 Handle lock	 <p>MS117安必乐系列</p>	 <p>■开孔尺寸 Cut Out</p>	<p>特征说明:</p> <ul style="list-style-type: none"> 材 质: 锌合金锁壳, 锁芯, A3钢锁片 表面处理: 镀铬 结构功能: 通过钥匙旋转90°, 实现开启或关闭 用 途: 一般适用于自动售货机、售水机、游戏机及各种钣金箱体 备 注: 适用门板厚度1-10mm <p>Feature Description:</p> <p>Material: zinc alloy lock shell, lock cylinder, A3 steel lock piece</p> <p>Surface treatment: chrome plating</p> <p>Structural function: 90° rotation by key to achieve opening or closing</p> <p>Uses: Generally suitable for all kinds of advertising light boxes, letter boxes, cash registers, vending machines and various sheet metal boxes</p> <p>Remarks: Applicable door panel thickness 1-10mm</p>	<p>把手锁 Handle lock</p> <p>圆柱锁 Cylinder lock</p> <p>平面锁 Plane lock</p> <p>连杆锁 Rod control lock</p>
圆柱锁 Cylinder lock				
平面锁 Plane lock				
连杆锁 Rod control lock				
面板锁 Panel lock	 <p>MS202系列</p>	 <p>■开孔尺寸 Cut Out</p>	<p>特征说明:</p> <ul style="list-style-type: none"> 材 质: 锌合金锁壳, 锁芯, A3钢锁片 表面处理: 镀铬 结构功能: 通过钥匙旋转90°, 实现开启或关闭 用 途: 一般适用于文件柜、信报箱、机箱、机箱、机械设备及各种钣金箱体使用 备 注: 适用门板厚度1-10mm <p>Feature Description:</p> <p>Material: zinc alloy lock shell, lock cylinder, A3 steel lock piece</p> <p>Surface treatment: chrome plating</p> <p>Structural function: 90° rotation by key to achieve opening or closing</p> <p>Uses: Generally suitable for all kinds of advertising light boxes, letter boxes, cash registers, vending machines and various sheet metal boxes</p> <p>Remarks: Applicable door panel thickness 1-10mm</p>	<p>面板锁 Panel lock</p> <p>搭扣锁 Tonggle and hook</p> <p>拉手 Handles</p> <p>限位 Door stop</p> <p>铰链 Hinge</p> <p>冷库把手 Handle latch</p>
搭扣锁 Tonggle and hook				
拉手 Handles				
限位 Door stop				
铰链 Hinge	 <p>A99-1</p>	 <p>■开孔尺寸 Cut Out</p>	<p>特征说明:</p> <ul style="list-style-type: none"> 材 质: 锌合金锁壳, 锁芯, A3钢锁片 表面处理: 镀铬 结构功能: 通过钥匙旋转90°, 实现开启或关闭 用 途: 一般适用于文件柜、信报箱、机箱、机箱、机械设备及各种钣金箱体使用 备 注: 适用门板厚度1-10mm <p>Feature Description:</p> <p>Material: zinc alloy lock shell, lock cylinder, A3 steel lock piece</p> <p>Surface treatment: chrome plating</p> <p>Structural function: 90° rotation by key to achieve opening or closing</p> <p>Uses: Generally suitable for all kinds of advertising light boxes, letter boxes, cash registers, vending machines and various sheet metal boxes</p> <p>Remarks: Applicable door panel thickness 1-10mm</p>	<p>铰链 Hinge</p> <p>冷库把手 Handle latch</p> <p>磁吸 Magnet catch</p> <p>附件 Accessories</p>
冷库把手 Handle latch				
磁吸 Magnet catch				
附件 Accessories				

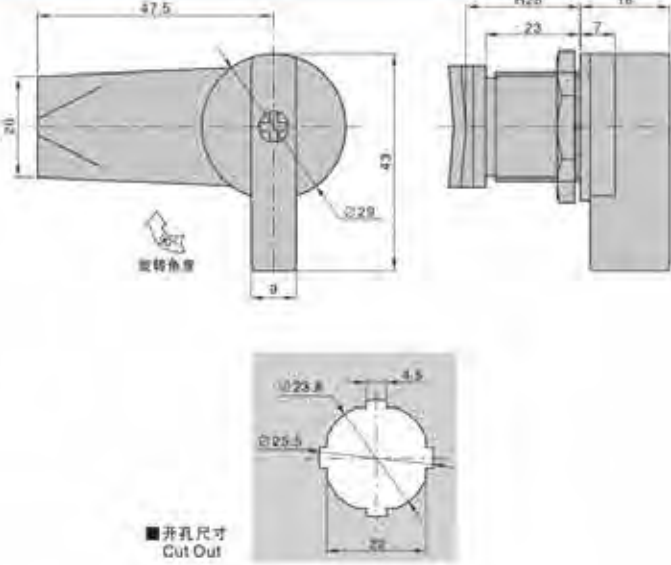

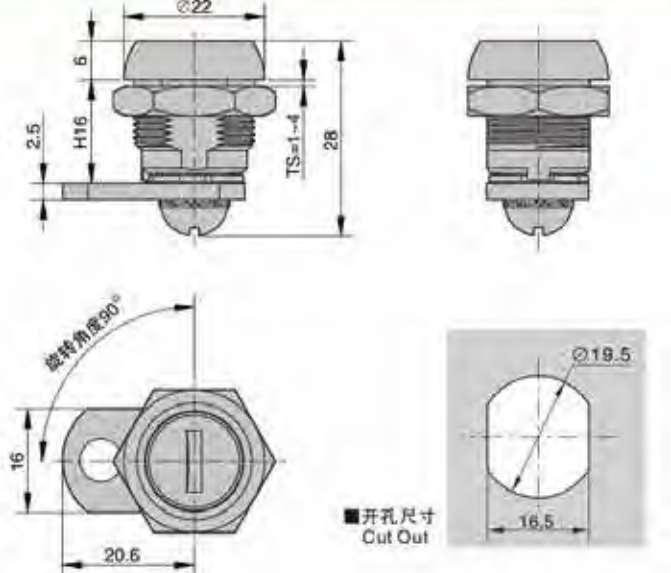

把手锁 Handle lock	 <p>MS203系列</p>	 <p>■开孔尺寸 Cut Out</p>	<p>特征说明:</p> <ul style="list-style-type: none"> 材 质: 锌合金锁壳, 锁芯, A3钢锁片 表面处理: 镀铬 结构功能: 通过钥匙旋转90°, 实现开启或关闭 用 途: 一般适用于文件柜、信报箱、机箱、机箱、机械设备及各种钣金箱体使用 备 注: 适用门板厚度1-10mm <p>Feature Description:</p> <p>Material: zinc alloy lock shell, lock cylinder, A3 steel lock piece</p> <p>Surface treatment: chrome plating</p> <p>Structural function: 90° rotation by key to achieve opening or closing</p> <p>Uses: Generally suitable for all kinds of advertising light boxes, letter boxes, cash registers, vending machines and various sheet metal boxes</p> <p>Remarks: Applicable door panel thickness 1-10mm</p>	<p>把手锁 Handle lock</p> <p>圆柱锁 Cylinder lock</p> <p>平面锁 Plane lock</p> <p>连杆锁 Rod control lock</p>
圆柱锁 Cylinder lock				
平面锁 Plane lock				
连杆锁 Rod control lock				
面板锁 Panel lock	 <p>A99-1</p>	 <p>■开孔尺寸 Cut Out</p>	<p>特征说明:</p> <ul style="list-style-type: none"> 材 质: 锌合金锁壳, 锁芯, A3钢锁片 表面处理: 镀铬 结构功能: 通过钥匙旋转90°, 实现开启或关闭 用 途: 一般适用于文件柜、信报箱、机箱、机箱、机械设备及各种钣金箱体使用 备 注: 适用门板厚度1-10mm <p>Feature Description:</p> <p>Material: zinc alloy lock shell, lock cylinder, A3 steel lock piece</p> <p>Surface treatment: chrome plating</p> <p>Structural function: 90° rotation by key to achieve opening or closing</p> <p>Uses: Generally suitable for all kinds of advertising light boxes, letter boxes, cash registers, vending machines and various sheet metal boxes</p> <p>Remarks: Applicable door panel thickness 1-10mm</p>	<p>面板锁 Panel lock</p> <p>搭扣锁 Tonggle and hook</p> <p>拉手 Handles</p> <p>限位 Door stop</p> <p>铰链 Hinge</p> <p>冷库把手 Handle latch</p>
搭扣锁 Tonggle and hook				
拉手 Handles				
限位 Door stop				
铰链 Hinge	 <p>A99-1</p>	 <p>■开孔尺寸 Cut Out</p>	<p>特征说明:</p> <ul style="list-style-type: none"> 材 质: 锌合金锁壳, 锁芯, A3钢锁片 表面处理: 镀铬 结构功能: 通过钥匙旋转90°, 实现开启或关闭 用 途: 一般适用于文件柜、信报箱、机箱、机箱、机械设备及各种钣金箱体使用 备 注: 适用门板厚度1-10mm <p>Feature Description:</p> <p>Material: zinc alloy lock shell, lock cylinder, A3 steel lock piece</p> <p>Surface treatment: chrome plating</p> <p>Structural function: 90° rotation by key to achieve opening or closing</p> <p>Uses: Generally suitable for all kinds of advertising light boxes, letter boxes, cash registers, vending machines and various sheet metal boxes</p> <p>Remarks: Applicable door panel thickness 1-10mm</p>	<p>铰链 Hinge</p> <p>冷库把手 Handle latch</p> <p>磁吸 Magnet catch</p> <p>附件 Accessories</p>
冷库把手 Handle latch				
磁吸 Magnet catch				
附件 Accessories				

把手锁 Handle lock	 <p>MS401-1</p>		<p>特征说明:</p> <ul style="list-style-type: none"> 材 质: 锌合金锁壳, 锁芯, A3钢锁片 表面处理: 镀铬 结构功能: 通过钥匙旋转90°, 实现开启或关闭 用 途: 一般适用于文件柜, 信报箱, 机箱, 机箱, 机械设备及各种钣金箱体使用 备 注: 适用门板厚度1-10mm
圆柱锁 Cylinder lock			
平面锁 Plane lock			
连杆锁 Rod control lock			
面板锁 Panel lock			
搭扣锁 Tonggle and hook	 <p>A-400-1</p>		<p>Feature Description:</p> <p>Material: zinc alloy lock shell, lock cylinder, A3 steel lock piece</p> <p>Surface treatment: chrome plating</p> <p>Structural function: 90° rotation by key to achieve opening or closing</p> <p>Uses: Generally suitable for all kinds of advertising light boxes, letter boxes, cash registers, vending machines and various sheet metal boxes</p> <p>Remarks: Applicable door panel thickness 1-10mm</p>
拉手 Handles			
限位 Door stop			
铰链 Hinge			
冷库把手 Handle latch			
磁吸 Magnet catch	<p>特征说明:</p> <ul style="list-style-type: none"> 材 质: 锌合金锁壳, 锁盖, 铜锁芯, A3钢锁片 表面处理: 镀铬 结构功能: 通过钥匙旋转80° 开启或关闭 用 途: 一般适用于配电箱, 防雨箱, 监控箱, 机箱, 闸道机及各种机械钣金箱体 备 注: 适用门板厚度1-10mm 	<p>Feature Description:</p> <p>Material: zinc alloy lock shell, lock cover, copper lock cylinder, A3 steel lock piece</p> <p>Surface treatment: chrome plating</p> <p>Structural function: 80° opening or closing by key rotation</p> <p>Uses: Generally suitable for distribution boxes, rainproof boxes, monitoring boxes, chassis, gate machines and various mechanical sheet metal boxes</p> <p>Remarks: Applicable door panel thickness 1-10mm</p>	<p>特征说明:</p> <ul style="list-style-type: none"> 材 质: 锌合金锁壳, 铜锁芯, A3钢锁片 表面处理: 镀铬 结构功能: 通过钥匙旋转80° 开启或关闭 用 途: 一般适用于配电箱, 防雨箱, 监控箱, 机箱, 闸道机及各种机械钣金箱体 备 注: 适用门板厚度1-10mm
附件 Accessories			

把手锁 Handle lock	 <p>MS402-1铜芯锁</p>		<p>Feature Description:</p> <p>Material: zinc alloy lock shell, copper lock cylinder, A3 steel lock piece</p> <p>Surface treatment: chrome plating</p> <p>Structural function: 80° opening or closing by key rotation</p> <p>Uses: Generally suitable for distribution boxes, rainproof boxes, monitoring boxes, chassis, gate machines and various mechanical sheet metal boxes</p> <p>Remarks: Applicable door panel thickness 1-10mm</p>
圆柱锁 Cylinder lock			
平面锁 Plane lock			
连杆锁 Rod control lock			
面板锁 Panel lock			
搭扣锁 Tonggle and hook	 <p>MS403-A</p>		<p>Feature Description:</p> <p>Material: zinc alloy lock case, handle, A3 steel lock piece</p> <p>Surface treatment: chrome plating</p> <p>Structural function: the handle is pressed and rotated 90° to realize the left and right door opening</p> <p>Uses: Generally used in various small distribution boxes, meter boxes, machinery, machine tools and sheet metal boxes</p> <p>Remarks: The thickness of the trial door panel is 1-10mm</p>
拉手 Handles			
限位 Door stop			
铰链 Hinge			
冷库把手 Handle latch			
磁吸 Magnet catch	<p>特征说明:</p> <ul style="list-style-type: none"> 材 质: 锌合金锁壳, 手柄, A3钢锁片 表面处理: 镀铬 结构功能: 手柄按下旋转90°, 实现左右开门 用 途: 一般适用于各种小型配电箱, 电表箱, 机械, 机床及钣金箱体 备 注: 适用门板厚度1-10mm 	<p>Feature Description:</p> <p>Material: zinc alloy lock case, handle, A3 steel lock piece</p> <p>Surface treatment: chrome plating</p> <p>Structural function: the handle is pressed and rotated 90° to realize the left and right door opening</p> <p>Uses: Generally used in various small distribution boxes, meter boxes, machinery, machine tools and sheet metal boxes</p> <p>Remarks: The thickness of the trial door panel is 1-10mm</p>	<p>特征说明:</p> <ul style="list-style-type: none"> 材 质: 锌合金锁壳, 手柄, A3钢锁片 表面处理: 镀铬 结构功能: 手柄按下旋转90°, 实现左右开门 用 途: 一般适用于各种小型配电箱, 电表箱, 机械, 机床及钣金箱体 备 注: 适用门板厚度1-10mm
附件 Accessories			

把手锁 Handle lock	 A-402	 ■开孔尺寸 Cut Out	特征说明: >材 质: 锌合金锁壳, 锁芯, A3钢锁片 >表面处理: 镀铬 >结构功能: 通过钥匙旋转90°, 实现开启或关闭 >用 途: 一般适用于文件柜, 信报箱, 机箱, 机箱, 机械设备及各种钣金箱体使用 >备 注: 适用门板厚度1-10mm
圆柱锁 Cylinder lock			
平面锁 Plane lock			
连杆锁 Rod control lock			
面板锁 Panel lock	 MS403-1	 ■开孔尺寸 Cut Out	Feature Description: Material: zinc alloy lock shell, lock cylinder, A3 steel lock piece Surface treatment: chrome plating Structural function: 90° rotation by key to achieve opening or closing Uses: Generally suitable for file cabinets, letter boxes, chassis, electrical boxes, mechanical equipment and various sheet metal boxes Remarks: Applicable door panel thickness 1-10mm
搭扣锁 Tonggle and hook			
拉手 Handles			
限位 Door stop			
铰链 Hinge	 MS405-1 防全型	 ■开孔尺寸 Cut Out	Feature Description: Material: zinc alloy lock shell, lock cylinder, A3 steel lock piece Surface treatment: chrome plating Structural function: 90° rotation by key to achieve opening or closing Uses: Generally suitable for file cabinets, letter boxes, chassis, electrical boxes, mechanical equipment and various sheet metal boxes Remarks: Applicable door panel thickness 1-10mm
冷库把手 Handle latch			
磁吸 Magnet catch			
附件 Accessories			

把手锁 Handle lock	 MS404-3防全型 MS404-2 MS404-1防全型	 ■开孔尺寸 Cut Out	特征说明: >材 质: 锌合金锁壳, 锁芯, A3钢锁片 >表面处理: 镀铬 >结构功能: 通过钥匙旋转90°, 实现开启或关闭 >用 途: 一般适用于文件柜, 信报箱, 机箱, 机箱, 机械设备及各种钣金箱体使用 >备 注: 适用门板厚度1-10mm
圆柱锁 Cylinder lock			
平面锁 Plane lock			
连杆锁 Rod control lock			
面板锁 Panel lock	 MS405-3防全型 MS405-2 MS405-1防全型	 ■开孔尺寸 Cut Out	Feature Description: Material: zinc alloy lock shell, lock cylinder, A3 steel lock piece Surface treatment: chrome plating Structural function: 90° rotation by key to achieve opening or closing Uses: Generally suitable for file cabinets, letter boxes, chassis, electrical boxes, mechanical equipment and various sheet metal boxes Remarks: Applicable door panel thickness 1-10mm
搭扣锁 hook			
拉手 Handles			
限位 Door stop			
铰链 Hinge	 MS405-3防全型 MS405-2 MS405-1防全型	 ■开孔尺寸 Cut Out	Feature Description: Material: zinc alloy lock shell, lock cylinder, A3 steel lock piece Surface treatment: chrome plating Structural function: 90° rotation by key to achieve opening or closing Uses: Generally suitable for file cabinets, letter boxes, chassis, electrical boxes, mechanical equipment and various sheet metal boxes Remarks: Applicable door panel thickness 1-10mm
冷库把手 Handle latch			
磁吸 Magnet catch			
附件 Accessories			

 <p>■开孔尺寸 Cut Out</p>	<div>  <p>MS406</p> </div> <div> <p>把手锁 Handle lock</p> <p>圆柱锁 Cylinder lock</p> <p>平面锁 Plane lock</p> <p>连杆锁 Rod control lock</p> </div>
<p>Feature Description:</p> <p>Material: zinc alloy lock shell, lock cylinder, A3 steel lock piece</p> <p>Surface treatment: chrome plating</p> <p>Structural function: 90° rotation by key to achieve opening or closing</p> <p>Uses: Generally suitable for file cabinets, letter boxes, chassis, electrical boxes, mechanical equipment and various sheet metal boxes</p> <p>Remarks: Applicable door panel thickness 1-10mm</p>	<p>特征说明:</p> <p>➢材 质: 锌合金锁壳, 塑料手柄, A3钢锁片</p> <p>➢表面处理: 镀铬</p> <p>➢结构功能: 通过钥匙旋转90°, 实现开启或关闭</p> <p>➢用 途: 一般适用于文件柜, 信报箱, 机柜, 电脑, 机械设备及各种钣金箱体使用</p> <p>➢备 注: 适用门板厚度1-10mm</p> <div> <p>面板锁 Panel lock</p> <p>搭扣锁 hook, Tongue and lock</p> </div>
 <p>■开孔尺寸 Cut Out</p>	<div>  <p>MS409</p> </div> <div> <p>拉手 Handles</p> <p>限位 Door stop</p> <p>铰链 Hinge</p> <p>冷库把手 Handle latch</p> </div>
<p>Feature Description:</p> <p>Material: zinc alloy lock shell, lock cylinder, A3 steel lock piece</p> <p>Surface treatment: chrome plating</p> <p>Structural function: 90° rotation by key to achieve opening or closing</p> <p>Uses: Generally suitable for file cabinets, letter boxes, chassis, electrical boxes, mechanical equipment and various sheet metal boxes</p> <p>Remarks: Applicable door panel thickness 1-10mm</p>	<p>特征说明:</p> <p>➢材 质: 锌合金锁壳, 钢芯, A3钢锁片</p> <p>➢表面处理: 镀铬</p> <p>➢结构功能: 通过钥匙旋转90°, 实现开启或关闭</p> <p>➢用 途: 一般适用于文件柜, 信报箱, 机柜, 电脑, 机械设备及各种钣金箱体使用</p> <p>➢备 注: 适用门板厚度1-10mm</p> <div> <p>磁吸 Magnet catch</p> <p>附件 Accessories</p> </div>

把手锁
Handle lock

圆柱锁
Cylinder lock

平面锁
Plane lock

连杆锁
Rod control lock

面板锁
Panel lock

搭扣锁
Tonggle and hook

拉手
Handles

限位
Door stop

铰链
Hinge

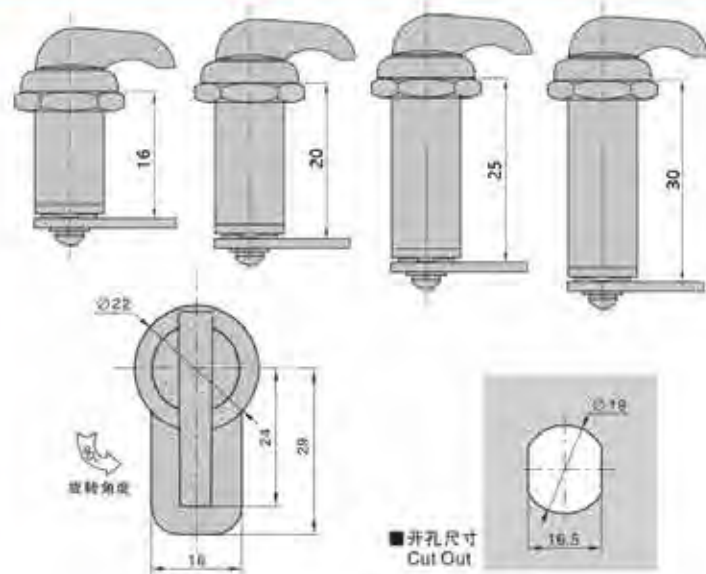
冷库把手
Handle latch

磁吸
Magnet catch

附件
Accessories



MS412系列

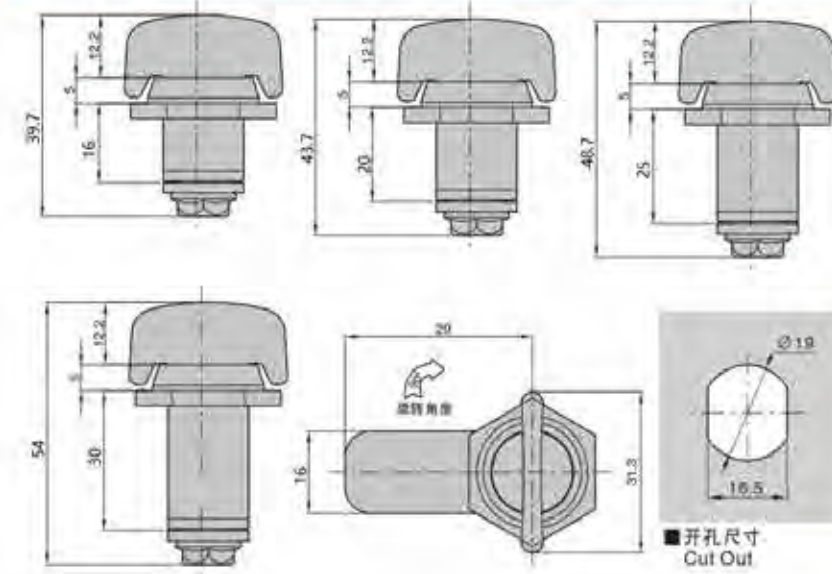


特征说明:

- 材 质: 锌合金锁壳, 手柄, A3钢锁片
- 表面处理: 镀铬
- 结构功能: 通过手柄旋转90°, 实现左右开门
- 用 途: 一般适用于文件柜, 信箱, 机箱, 机箱, 机械设备及各种钣金箱体使用
- 备 注: 适用门板厚度1-10mm

Feature Description:

Material: zinc alloy lock shell, lock cylinder, A3 steel lock piece
Surface treatment: chrome plating
Structural function: rotate 90° through the handle to realize left and right door opening
Uses: Generally suitable for file cabinets, letter boxes, chassis, electrical boxes, mechanical equipment and various sheet metal boxes
Remarks: Applicable door panel thickness 1-10mm



MS415系列

Feature Description:

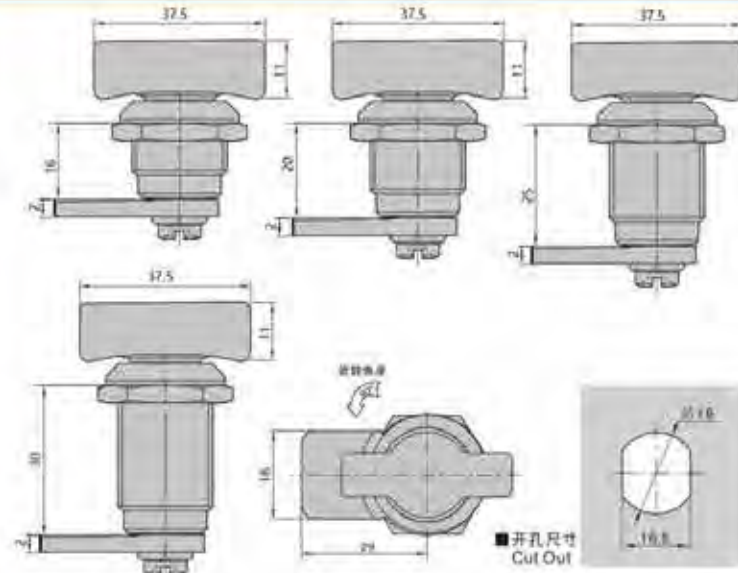
Material: zinc alloy lock shell, lock cylinder, A3 steel lock piece
Surface treatment: chrome plating
Structural function: rotate 90° through the handle to realize left and right door opening
Uses: Generally suitable for file cabinets, letter boxes, chassis, electrical boxes, mechanical equipment and various sheet metal boxes
Remarks: Applicable door panel thickness 1-10mm

特征说明:

- 材 质: 锌合金锁壳, 手柄, A3钢锁片
- 表面处理: 镀铬
- 结构功能: 通过手柄旋转90°, 实现左右开门
- 用 途: 一般适用于文件柜, 信箱, 机箱, 机箱, 机械设备及各种钣金箱体使用
- 备 注: 适用门板厚度1-10mm



MS413系列

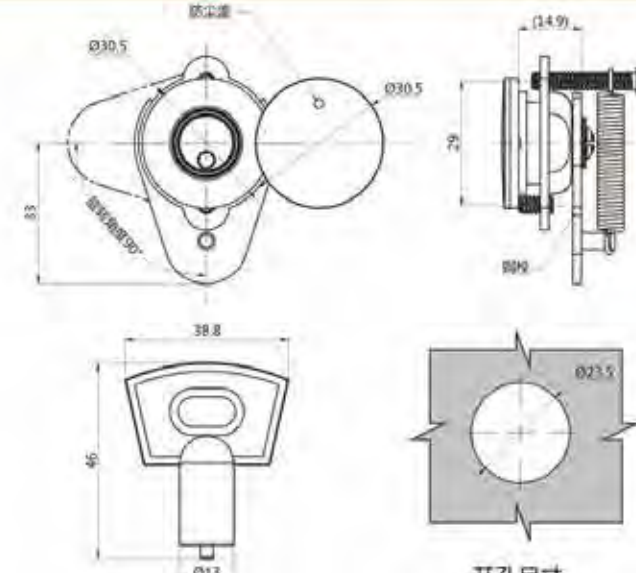


特征说明:

- 材 质: 锌合金锁壳, 手柄, A3钢锁片
- 表面处理: 镀铬
- 结构功能: 通过手柄旋转90°, 实现左右开门
- 用 途: 一般适用于文件柜, 信箱, 机箱, 机箱, 机械设备及各种钣金箱体使用
- 备 注: 适用门板厚度1-10mm

Feature Description:

Material: zinc alloy lock shell, lock cylinder, A3 steel lock piece
Surface treatment: chrome plating
Structural function: rotate 90° through the handle to realize left and right door opening
Uses: Generally suitable for file cabinets, letter boxes, chassis, electrical boxes, mechanical equipment and various sheet metal boxes
Remarks: Applicable door panel thickness 1-10mm



MS518

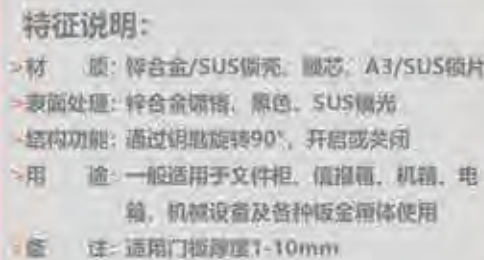
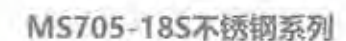
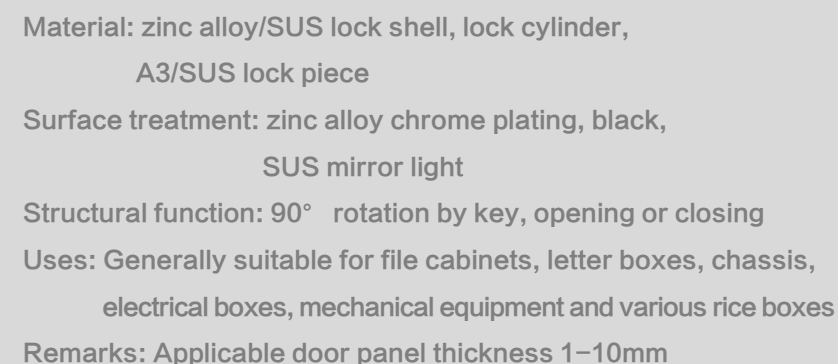
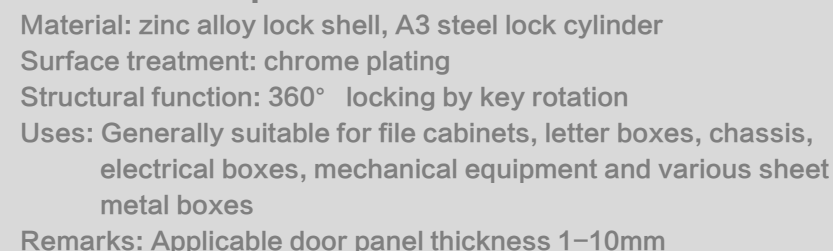
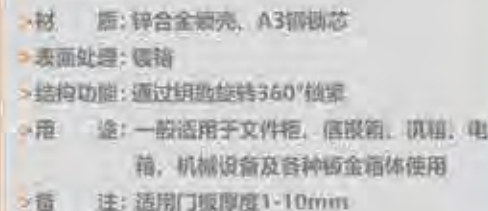
Feature Description:

Material: zinc alloy lock shell, lock cylinder, A3 steel lock piece
Surface treatment: chrome plating
Structural function: rotate 90° through the handle to realize left and right door opening
Uses: Generally suitable for file cabinets, letter boxes, chassis, electrical boxes, mechanical equipment and various sheet metal boxes
Remarks: Applicable door panel thickness 1-10mm

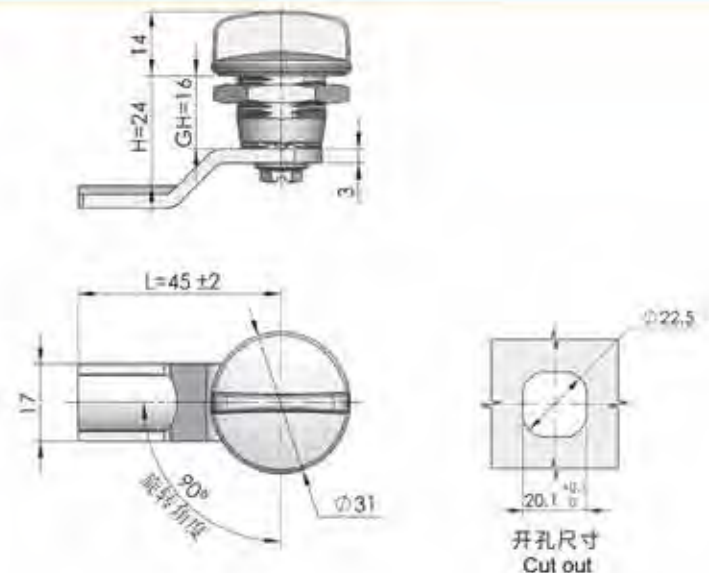
特征说明:

- 材 质: 锌合金锁壳, 锁芯, A3钢锁片, 弹臂
- 表面处理: 镀铬, 镀锌
- 结构功能: 通过钥匙旋转90°, 实现开启或关闭
- 用 途: 一般适用于配电箱, 配电柜, 机械, 机床及各种钣金箱体使用
- 备 注: 适用门板厚度1-3mm


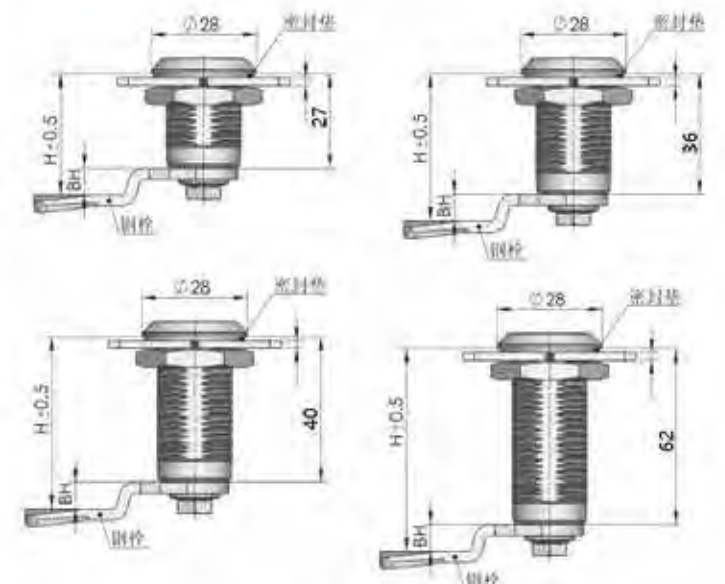


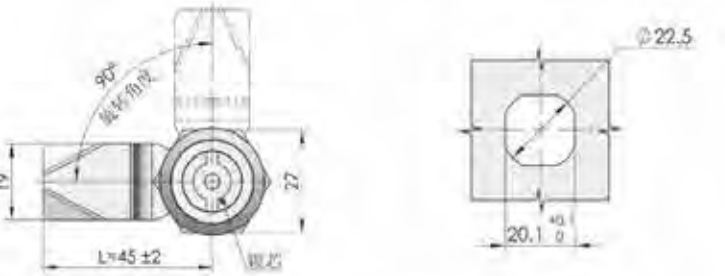

附件
Accessories



Accessories 配件

把手锁 Handle lock	 MS705-3C		Feature Description: Material: zinc alloy lock shell, lock cylinder, A3 steel lock piece Surface treatment: nickel plating, chrome plating Structural function: 90° rotation by key to achieve opening or closing Uses: General trial for distribution boxes, distribution cabinets, machinery, machine tools and various sheet metal boxes Remarks: Adapt to the thickness of the door panel 1-3mm
圆柱锁 Cylinder lock			
平面锁 Plane lock			
连杆锁 Rod control lock			
面板锁 Panel lock	 MS705-3C-4		Feature Description: Material: zinc alloy lock shell, lock cylinder, A3 steel lock piece Surface treatment: nickel plating, chrome plating Structural function: 90° rotation by key to achieve opening or closing Uses: General trial for distribution boxes, distribution cabinets, machinery, machine tools and various sheet metal boxes Remarks: Adapt to the thickness of the door panel 1-3mm
搭扣锁 Tonggle and hook			
拉手 Handles			
限位 Door stop			
铰链 Hinge	 MS705-3E		Feature Description: Material: zinc alloy lock shell, lock cylinder, A3 steel lock piece Surface treatment: nickel plating, chrome plating Structural function: 90° rotation by key to achieve opening or closing Uses: General trial for distribution boxes, distribution cabinets, machinery, machine tools and various sheet metal boxes Remarks: Adapt to the thickness of the door panel 1-3mm
冷库把手 Handle latch			
磁吸 Magnet catch			
附件 Accessories			

把手锁 Handle lock	 MS705-3D		Feature Description: Material: zinc alloy lock shell, lock cylinder, A3 steel lock piece Surface treatment: nickel plating, chrome plating Structural function: 90° rotation by key to achieve opening or closing Uses: General trial for distribution boxes, distribution cabinets, machinery, machine tools and various sheet metal boxes Remarks: Adapt to the thickness of the door panel 1-3mm
圆柱锁 Cylinder lock			
平面锁 Plane lock			
连杆锁 Rod control lock			
面板锁 Panel lock	 MS705-3E		Feature Description: Material: zinc alloy lock shell, lock cylinder, A3 steel lock piece Surface treatment: nickel plating, chrome plating Structural function: 90° rotation by key to achieve opening or closing Uses: General trial for distribution boxes, distribution cabinets, machinery, machine tools and various sheet metal boxes Remarks: Adapt to the thickness of the door panel 1-3mm
搭扣锁 Tonggle and hook			
拉手 Handles			
限位 Door stop			
铰链 Hinge	 MS705-3E		Feature Description: Material: zinc alloy lock shell, lock cylinder, A3 steel lock piece Surface treatment: nickel plating, chrome plating Structural function: 90° rotation by key to achieve opening or closing Uses: General trial for distribution boxes, distribution cabinets, machinery, machine tools and various sheet metal boxes Remarks: Adapt to the thickness of the door panel 1-3mm
冷库把手 Handle latch			
磁吸 Magnet catch			
附件 Accessories			

把手锁 Handle lock			
圆柱锁 Cylinder lock			
平面锁 Plane lock			
连杆锁 Rod control lock			
面板锁 Panel lock			
搭扣锁 Tonggle and hook			
拉手 Handles			
限位 Door stop			
铰链 Hinge			
冷库把手 Handle latch			
磁吸 Magnet catch			
附件 Accessories			

MS705-27/36/40/62

MS705-62S **MS705-36S**

MS705-27S **MS705-27S**

特征说明:

>材 质: 锌合金/SUS钢壳, 锁芯、A3/SUS锁片

>表面处理: 锌合金镀铬, 黑色, SUS抛光

>结构功能: 通过钥匙旋转90°, 开启或关闭

>用 途: 一般适用于文件柜、信报箱、机箱、配电箱、机械设备及各种钣金箱体使用

>备 注: 适用门板厚度1-10mm

Feature Description:


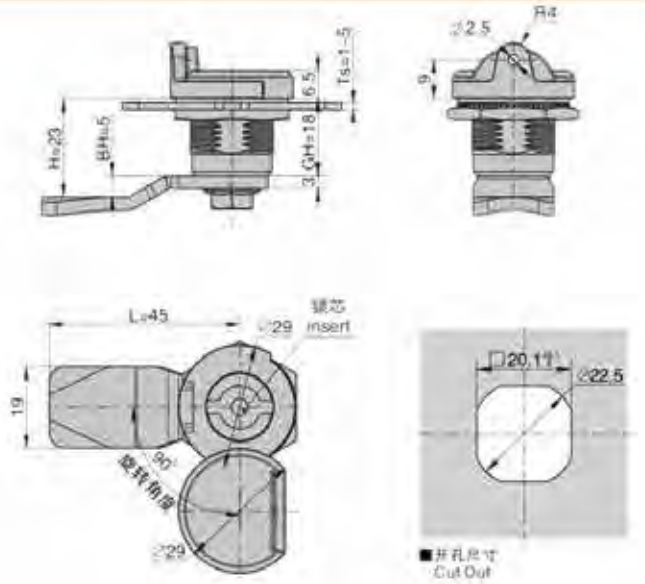

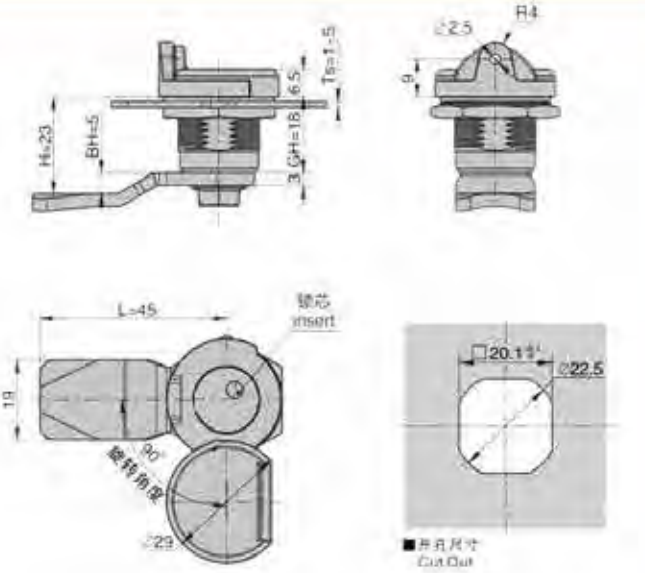
Material: zinc alloy/SUS lock shell, lock cylinder, A3/SUS lock piece

Surface treatment: zinc alloy chrome plating, black, SUS mirror light

Structural function: 90° rotation by key, opening or closing

Uses: Generally suitable for file cabinets, letter boxes, chassis, electrical boxes, mechanical equipment and various rice boxes

Remarks: Applicable door panel thickness 1-10mm

把手锁 Handle lock			
圆柱锁 Cylinder lock			
平面锁 Plane lock			
连杆锁 Rod control lock			
面板锁 Panel lock			
搭扣锁 hook Tonggle and			
拉手 Handles			
限位 Door stop			
铰链 Hinge			
冷库把手 Handle latch			
磁吸 Magnet catch			
附件 Accessories			

MS705-3A

MS705-3B

特征说明:

>材 质: 锌合金钢壳, 锁芯、A3钢锁片、弹簧

>表面处理: 镀锌, 镀铬

>结构功能: 通过钥匙旋转90°, 实现开启或关闭

>用 途: 一般适用于配电箱、配电柜、机械、机床及各种钣金箱体使用

>备 注: 适用门板厚度1-3mm

Feature Description:

Material: zinc alloy lock shell, lock cylinder, A3 steel lock piece, spring

Surface treatment: nickel plating, chrome plating

Structural function: 90° rotation by key to achieve opening or closing

Uses: General trial for distribution boxes, distribution cabinets, machinery, machine tools and various sheet metal boxes

Remarks: Adapt to the thickness of the door panel 1-3mm

把手锁
Handle lock

圆柱锁
Cylinder lock

平面锁
Plane lock

连杆锁
Rod control lock

面板锁
Panel lock

搭扣锁
Tonggle and hook

拉手
Handles

限位
Door stop

铰链
Hinge

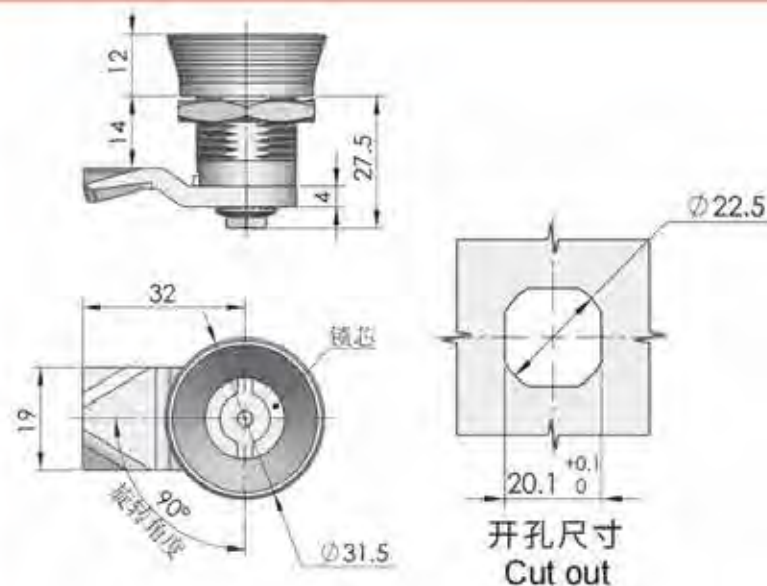
冷库把手
Handle latch

磁吸
Magnet catch

附件
Accessories



MS705-K02



特征说明:

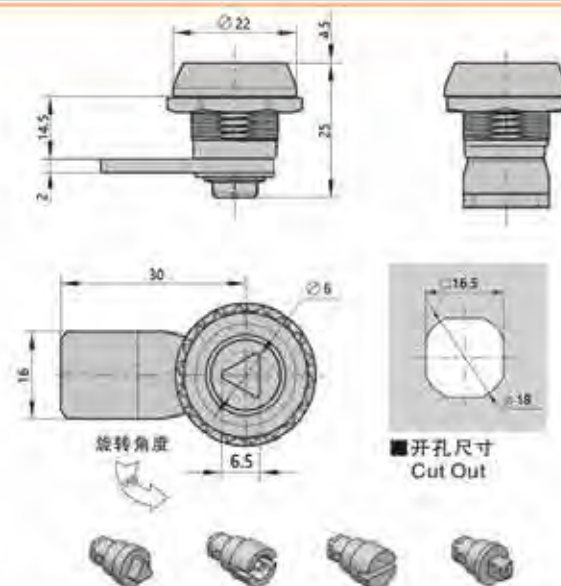
- 材质: 锌合金锁壳, 铜芯, A3钢锁片
- 表面处理: 镀锌, 镀铬
- 结构功能: 通过钥匙旋转90°, 实现开启或关闭
- 用途: 一般适用于配电箱, 配电柜, 机械, 机床及各种钣金箱体使用
- 备注: 适应门板厚度1-3mm

Feature Description:

Material: zinc alloy lock shell, lock cylinder, A3 steel lock piece
Surface treatment: nickel plating, chrome plating
Structural function: 90° rotation by key to achieve opening or closing
Uses: General trial for distribution boxes, distribution cabinets, machinery, machine tools and various sheet metal boxes
Remarks: Adapt to the thickness of the door panel 1-3mm



MS705-M16

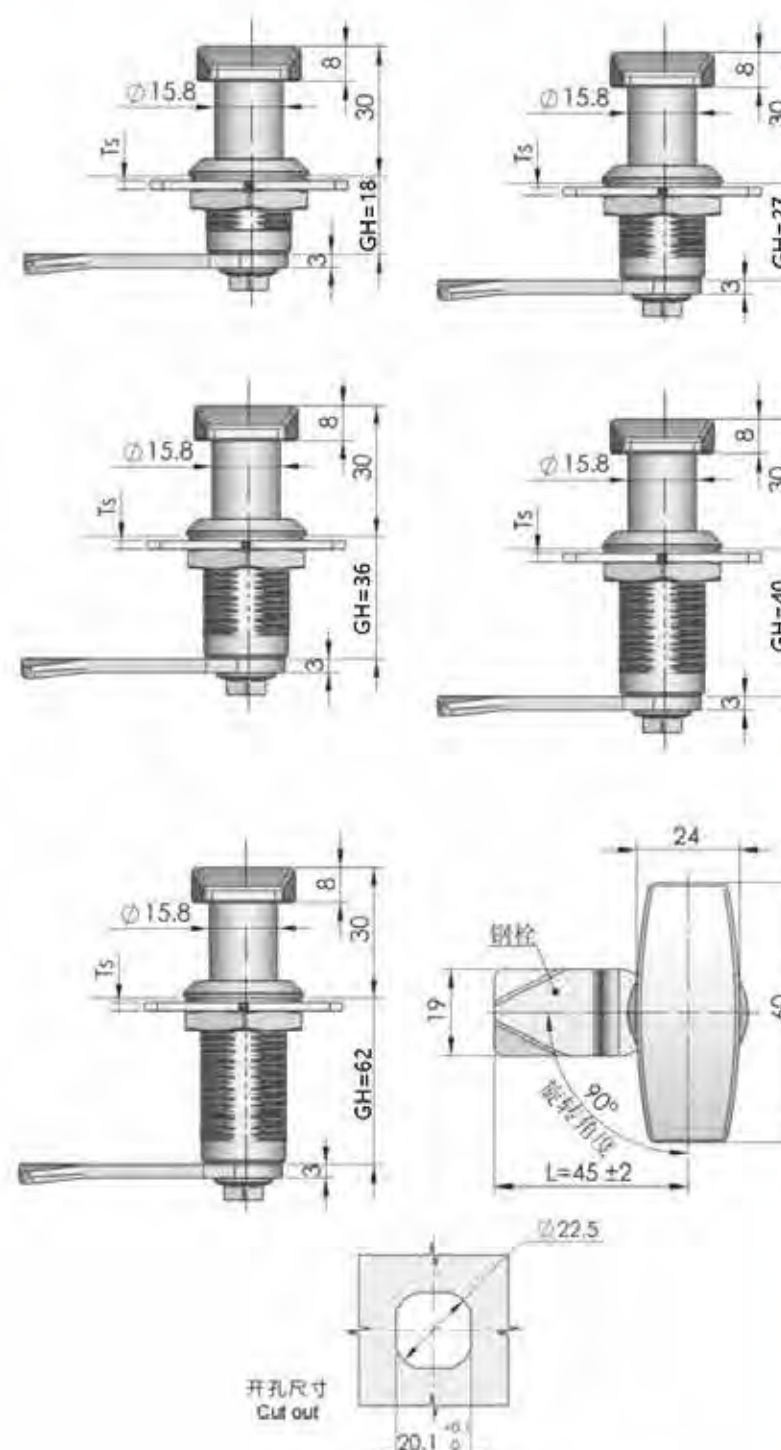


特征说明:

- 材质: 锌合金锁壳, 铜芯, A3钢锁片
- 表面处理: 镀锌, 镀铬
- 结构功能: 通过钥匙旋转90°, 实现开启或关闭
- 用途: 一般适用于配电箱, 配电柜, 机械, 机床及各种钣金箱体使用
- 备注: 适应门板厚度1-3mm

Feature Description:

Material: zinc alloy lock shell, lock cylinder, A3 steel lock piece
Surface treatment: nickel plating, chrome plating
Structural function: 90° rotation by key to achieve opening or closing
Uses: General trial for distribution boxes, distribution cabinets, machinery, machine tools and various sheet metal boxes
Remarks: Adapt to the thickness of the door panel 1-3mm



Feature Description:

Material: zinc alloy/SUS lock shell, handle, A3/SUS lock piece
Surface treatment: zinc alloy chrome plating, black, SUS mirror light
Structural function: 90° rotation by key, opening or closing
Uses: Generally suitable for file cabinets, letter boxes, chassis, electrical boxes, mechanical equipment and various rice boxes
Remarks: Applicable door panel thickness 1-10mm



MS705-3U/18



MS705-3U/36



MS705-3U/62



MS705-3U (SUS304)

特征说明:

- 材质: 锌合金/SUS锁壳, 把手, A3/SUS锁片
- 表面处理: 锌合金镀铬, 黑色, SUS镜光
- 结构功能: 通过钥匙旋转90°, 开启或关闭
- 用途: 一般适用于文件柜, 信报箱, 机箱, 配电箱, 机械设备及各种钣金箱体使用
- 备注: 适用门板厚度1-10mm

Feature Description:

Material: zinc alloy/SUS lock shell, handle, A3/SUS lock piece
Surface treatment: zinc alloy chrome plating, black, SUS mirror light
Structural function: 90° rotation by key, opening or closing
Uses: Generally suitable for file cabinets, letter boxes, chassis, electrical boxes, mechanical equipment and various rice boxes
Remarks: Applicable door panel thickness 1-10mm

把手锁
Handle lock

圆柱锁
Cylinder lock

平面锁
Plane lock

连杆锁
Rod control lock

面板锁
Panel lock

搭扣锁
Tonggle and hook

拉手
Handles

限位
Door stop

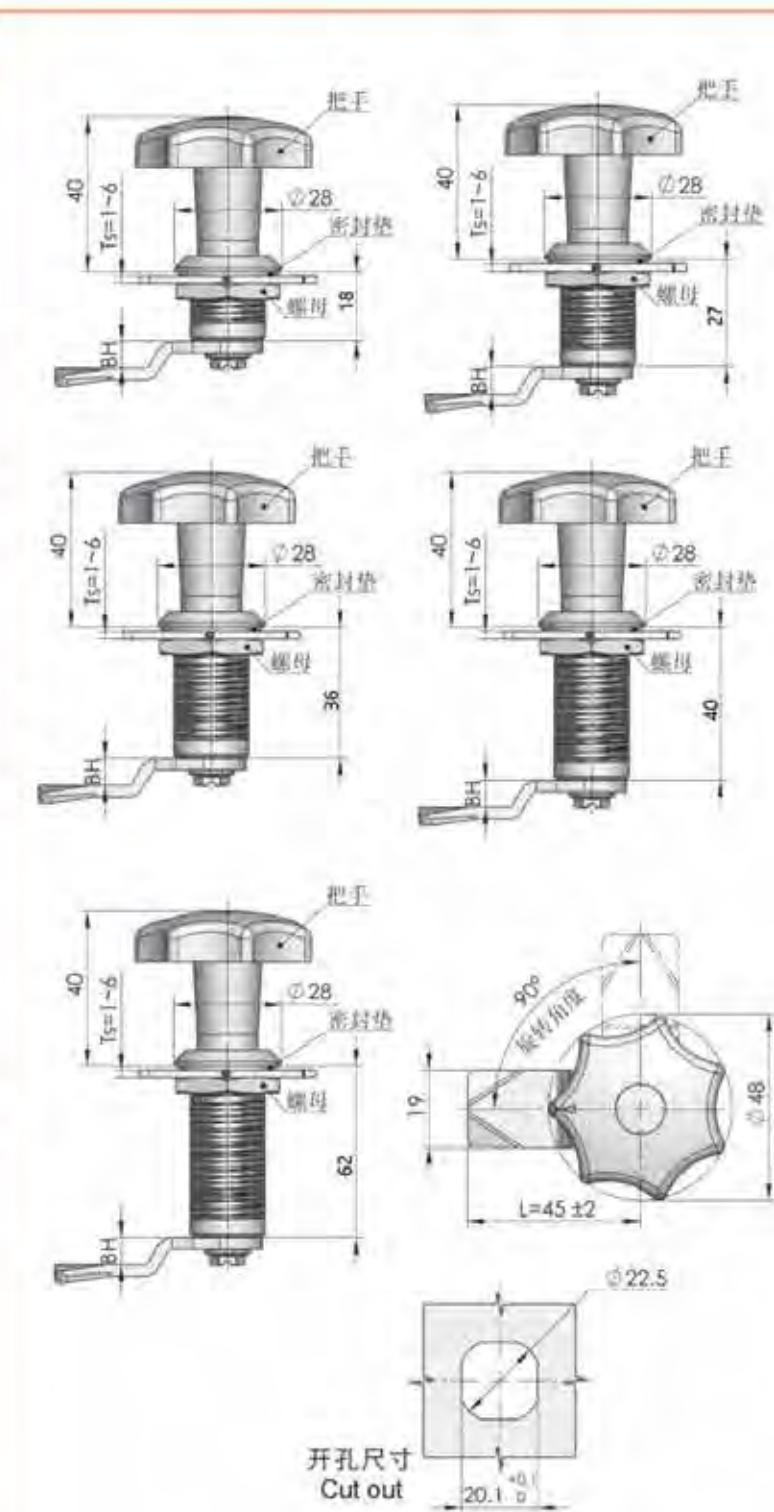
铰链
Hinge

冷库把手
Handle latch

磁吸
Magnet catch

附件
Accessories

把手锁 Handle lock
圆柱锁 Cylinder lock
平面锁 Plane lock
连杆锁 Rod control lock
面板锁 Panel lock
搭扣锁 Tongue and hook
拉手 Handles
限位 Door stop
铰链 Hinge
冷库把手 Handle latch
磁吸 Magnet catch
附件 Accessories



特征说明:

- 材 质: 锌合金锁壳, 塑料手柄, A3钢锁片
- 表面处理: 镀铬
- 结构功能: 通过钥匙旋转90°, 实现开启或关闭
- 用 途: 一般适用于文件柜, 信报箱, 机箱, 电箱, 机械设备及各种钣金箱体使用
- 备 注: 适用门板厚度1-10mm

Feature Description:

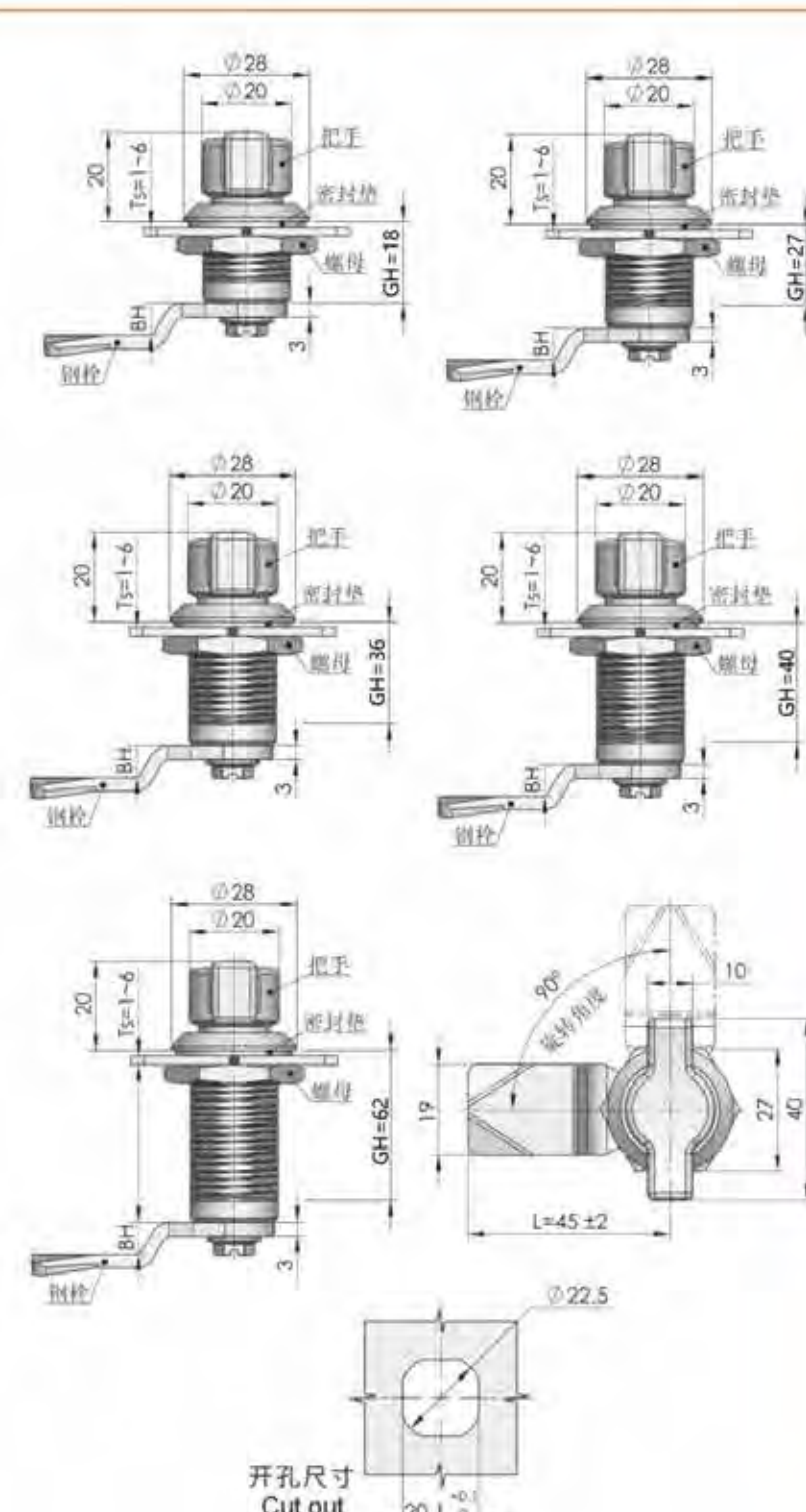
Material: zinc alloy lock shell, plastic handle, A3 steel lock piece

Surface treatment: chrome plating

Structural function: 90° rotation by key to achieve opening or closing

Uses: Generally suitable for file cabinets, letter boxes, chassis, electrical boxes, mechanical equipment and various sheet metal boxes

Remarks: Applicable door panel thickness 1-10mm



Feature Description:

Material: zinc alloy/SUS lock shell, handle, A3/SUS lock piece

Surface treatment: chrome plating, SUS mirror light

Structural function: 90° rotation by key, opening or closing

Uses: Generally suitable for file cabinets, letter boxes, chassis, electrical boxes, mechanical equipment and various rice boxes


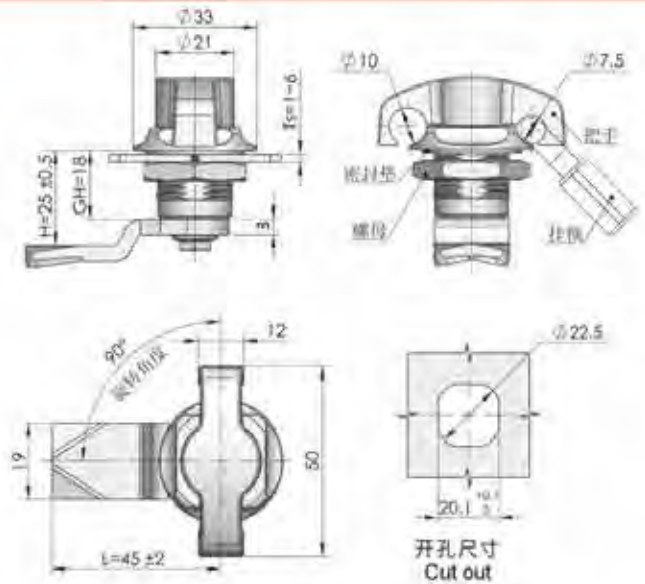

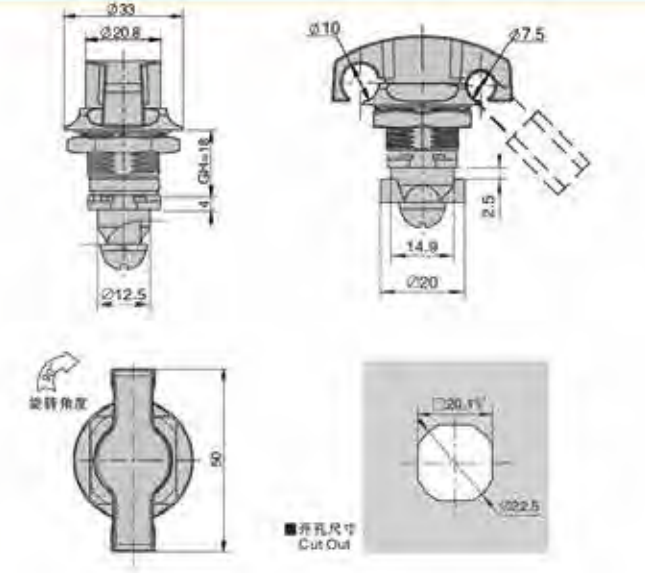
Remarks: Applicable door panel thickness 1-10mm


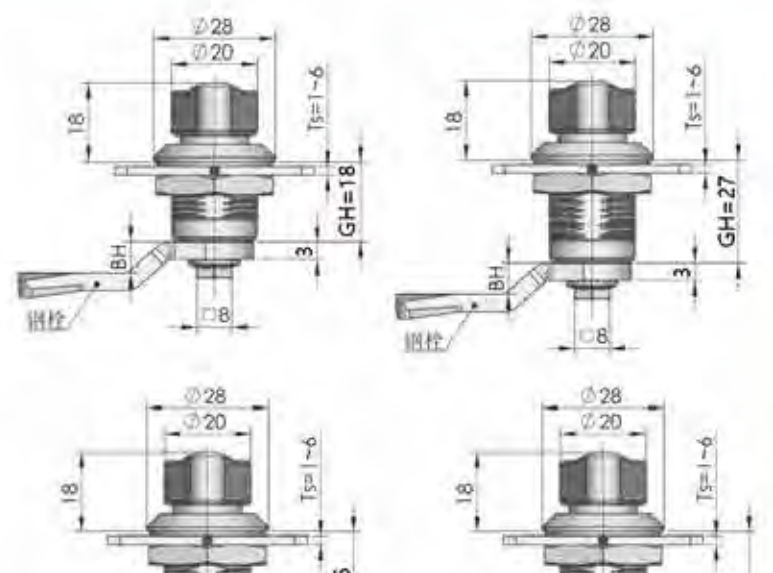

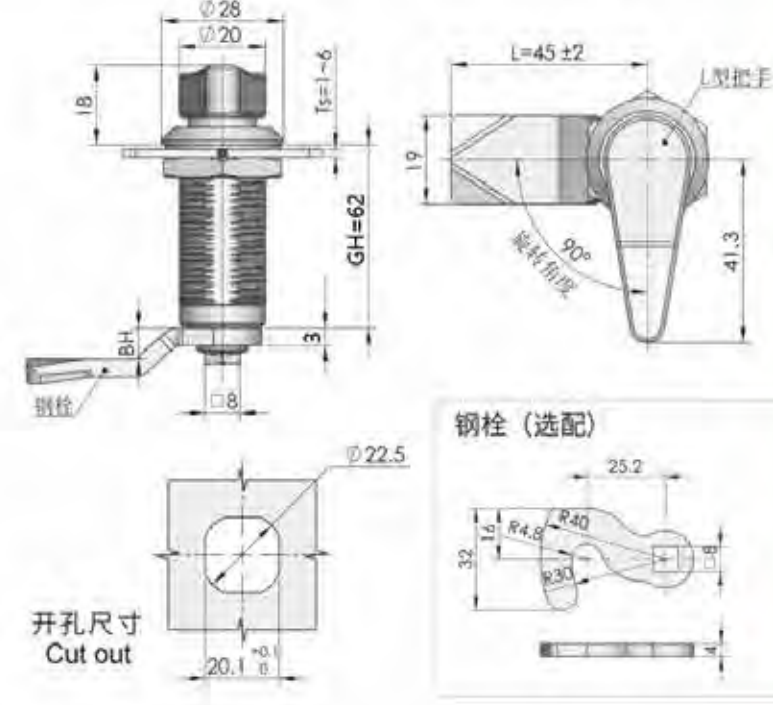


特征说明:

- 材 质: 锌合金/SUS锁壳, 手柄, A3/SUS锁片
- 表面处理: 镀铬, SUS镜面
- 结构功能: 通过钥匙旋转90°, 实现开启或关闭
- 用 途: 一般适用于文件柜, 信报箱, 机箱, 电箱, 机械设备及各种钣金箱体使用
- 备 注: 适用门板厚度1-10mm

把手锁 Handle lock
圆柱锁 Cylinder lock
平面锁 Plane lock
连杆锁 Rod control lock
面板锁 Panel lock
搭扣锁 Tongue and hook
拉手 Handles
限位 Door stop
铰链 Hinge
冷库把手 Handle latch
磁吸 Magnet catch
附件 Accessories

把手锁 Handle lock		
圆柱锁 Cylinder lock		
平面锁 Plane lock		
连杆锁 Rod control lock		
面板锁 Panel lock	特征说明: >材 质: 锌合金锁壳, 手柄, A3钢锁片 >表面处理: 镀铬 >结构功能: 通过钥匙旋转90°, 实现开启或关闭 >用 途: 一般适用于文件柜, 信报箱, 机箱, 机箱, 机械设备及各种钣金箱体使用 >备 注: 适用门板厚度1-10mm	Feature Description: Material: zinc alloy lock shell, plastic handle, A3 steel lock piece Surface treatment: chrome plating Structural function: 90° rotation by key to achieve opening or closing Uses: Generally suitable for file cabinets, letter boxes, chassis, electrical boxes, mechanical equipment and various sheet metal boxes Remarks: Applicable door panel thickness 1-10mm
搭扣锁 Tonggle and hook		
拉手 Handles		
限位 Door stop		
铰链 Hinge		
冷库把手 Handle latch		
磁吸 Magnet catch	特征说明: >材 质: 锌合金锁壳, 手柄, A3钢锁片 >表面处理: 镀铬 >结构功能: 通过钥匙旋转90°, 实现开启或关闭 >用 途: 一般适用于文件柜, 信报箱, 机箱, 机箱, 机械设备及各种钣金箱体使用 >备 注: 适用门板厚度1-10mm	Feature Description: Material: zinc alloy lock shell, plastic handle, A3 steel lock piece Surface treatment: chrome plating Structural function: 90° rotation by key to achieve opening or closing Uses: Generally suitable for file cabinets, letter boxes, chassis, electrical boxes, mechanical equipment and various sheet metal boxes Remarks: Applicable door panel thickness 1-10mm
附件 Accessories		

把手锁 Handle lock		
圆柱锁 Cylinder lock		
平面锁 Plane lock		
连杆锁 Rod control lock		
面板锁 Panel lock		
搭扣锁 hook Tonggle and		
拉手 Handles		
限位 Door stop		
铰链 Hinge		
冷库把手 Handle latch		
磁吸 Magnet catch	特征说明: >材 质: 锌合金锁壳, 塑料手柄, A3钢锁片 >表面处理: 镀铬 >结构功能: 通过钥匙旋转90°, 实现开启或关闭 >用 途: 一般适用于文件柜, 信报箱, 机箱, 机箱, 机械设备及各种钣金箱体使用 >备 注: 适用门板厚度1-10mm	Feature Description: Material: zinc alloy lock shell, plastic handle, A3 steel lock piece Surface treatment: chrome plating Structural function: 90° rotation by key to achieve opening or closing Uses: Generally suitable for file cabinets, letter boxes, chassis, electrical boxes, mechanical equipment and various sheet metal boxes Remarks: Applicable door panel thickness 1-10mm
附件 Accessories		

把手锁 Handle lock			<p>特征说明:</p> <p>材 质: 锌合金锁壳, 手柄, A3钢锁片</p> <p>表面处理: 镀铬</p> <p>结构功能: 通过手柄旋转90°, 实现左右开门</p> <p>用 途: 一般适用于文件柜, 信报箱, 机箱, 机箱, 机械设备及各种钣金箱体使用</p> <p>备 注: 适用门板厚度1-10mm</p>
圆柱锁 Cylinder lock			
平面锁 Plane lock			
连杆锁 Rod control lock			
面板锁 Panel lock			
搭扣锁 Tonggle and hook			<p>Feature Description:</p> <p>Material: zinc alloy lock shell, plastic handle, A3 steel lock piece</p> <p>Surface treatment: chrome plating</p> <p>Structural function: rotate 90° through the handle to realize left and right door opening</p> <p>Uses: Generally suitable for file cabinets, letter boxes, chassis, electrical boxes, mechanical equipment and various sheet metal boxes</p> <p>Remarks: Applicable door panel thickness 1-10mm</p>
拉手 Handles			
限位 Door stop			
铰链 Hinge			
冷库把手 Handle latch			
磁吸 Magnet catch			<p>Feature Description:</p> <p>Material: zinc alloy lock shell, plastic handle, A3 steel lock piece</p> <p>Surface treatment: chrome plating</p> <p>Structural function: rotate 90° through the handle to realize left and right door opening</p> <p>Uses: Generally suitable for file cabinets, letter boxes, chassis, electrical boxes, mechanical equipment and various sheet metal boxes</p> <p>Remarks: Applicable door panel thickness 1-10mm</p>
附件 Accessories			

		<p>Feature Description:</p> <p>Material: zinc alloy lock shell, plastic handle, A3 steel lock piece</p> <p>Surface treatment: chrome plating</p> <p>Structural function: rotate 90° through the handle to realize left and right door opening</p> <p>Uses: Generally suitable for file cabinets, letter boxes, chassis, electrical boxes, mechanical equipment and various sheet metal boxes</p> <p>Remarks: Applicable door panel thickness 1-10mm</p>	
			把手锁 Handle lock
			圆柱锁 Cylinder lock
			平面锁 Plane lock
			连杆锁 Rod control lock
		<p>Feature Description:</p> <p>Material: zinc alloy lock shell, plastic handle, A3 steel lock piece</p> <p>Surface treatment: chrome plating</p> <p>Structural function: rotate 90° through the handle to realize left and right door opening</p> <p>Uses: Generally suitable for file cabinets, letter boxes, chassis, electrical boxes, mechanical equipment and various sheet metal boxes</p> <p>Remarks: Applicable door panel thickness 1-10mm</p>	
			拉手 Handles
			限位 Door stop
			铰链 Hinge
			冷库把手 Handle latch
		<p>Feature Description:</p> <p>Material: zinc alloy lock shell, plastic handle, A3 steel lock piece</p> <p>Surface treatment: chrome plating</p> <p>Structural function: rotate 90° through the handle to realize left and right door opening</p> <p>Uses: Generally suitable for file cabinets, letter boxes, chassis, electrical boxes, mechanical equipment and various sheet metal boxes</p> <p>Remarks: Applicable door panel thickness 1-10mm</p>	
			磁吸 Magnet catch
			附件 Accessories

把手锁 Handle lock	 MS721	 H=20-32 GH=14.5 密封垫 Ø27.5 S.1 2 36.4 Ø22.5 开孔尺寸 Cut out HP001拉手 (选配) WP002防水盖 (选配) L=51 ±2 18 120° 旋转角度	把手锁 Handle lock 圆柱锁 Cylinder lock 平面锁 Plane lock 连杆锁 Rod control lock 面板锁 Panel lock 搭扣锁 Tonggle and hook 拉手 Handles 限位 Door stop 铰链 Hinge 冷库把手 Handle latch 磁吸 Magnet catch 附件 Accessories
圆柱锁 Cylinder lock			
平面锁 Plane lock			
连杆锁 Rod control lock			
面板锁 Panel lock	特征说明: >材 质: 锌合金锁壳, 锁芯, A3钢锁片 >表面处理: 镀铬 >结构功能: 通过钥匙旋转90°, 实现开启或关闭 >用 途: 一般适用于文件柜、信报箱、机箱、机箱、机械设备及各种钣金箱体使用 >备 注: 适用门板厚度1-10mm	Feature Description: Material: zinc alloy lock shell, lock cylinder, A3 steel lock piece Surface treatment: chrome plating Structural function: 90° rotation by key to achieve opening or closing Uses: Generally suitable for file cabinets, letter boxes, chassis, electrical boxes, mechanical equipment and various sheet metal boxes Remarks: Applicable door panel thickness 1-10mm	
搭扣锁 Tonggle and hook	 MS722	 密封垫 Ø27.5 H=25 ±0.5 Ts=1-6 3 GH=14.5 Ø22.5 开孔尺寸 Cut out HP001拉手 (选配) WP002防水盖 (选配) 90° 旋转角度 L=45 ±2 19	把手锁 Handle lock 圆柱锁 Cylinder lock 平面锁 Plane lock 连杆锁 Rod control lock 面板锁 Panel lock 搭扣锁 Tonggle and hook 拉手 Handles 限位 Door stop 铰链 Hinge 冷库把手 Handle latch 磁吸 Magnet catch 附件 Accessories
拉手 Handles			
限位 Door stop			
铰链 Hinge			
冷库把手 Handle latch	 MS741	 23 L=47 60 H18.5 20 47 Ø20.1 Ø22.5 开孔尺寸 Cut Out 旋转角度	把手锁 Handle lock 圆柱锁 Cylinder lock 平面锁 Plane lock 连杆锁 Rod control lock 面板锁 Panel lock 搭扣锁 Tonggle and hook 拉手 Handles 限位 Door stop 铰链 Hinge 冷库把手 Handle latch 磁吸 Magnet catch 附件 Accessories
磁吸 Magnet catch			
附件 Accessories			
	特征说明: >材 质: 锌合金锁壳, 锁芯, A3钢锁片 >表面处理: 镀铬 >结构功能: 通过钥匙旋转90°, 实现开启或关闭 >用 途: 一般适用于文件柜、信报箱、机箱、机箱、机械设备及各种钣金箱体使用 >备 注: 适用门板厚度1-10mm	Feature Description: Material: zinc alloy lock shell, lock cylinder, A3 steel lock piece Surface treatment: chrome plating Structural function: 90° rotation by key to achieve opening or closing Uses: Generally suitable for file cabinets, letter boxes, chassis, electrical boxes, mechanical equipment and various sheet metal boxes Remarks: Applicable door panel thickness 1-10mm	

把手锁 Handle lock	 MS734	 GH=17.5 Ø28 3 1.5mm Ts=1.2-9 Ø19.5 17 开孔尺寸 Cut out 90° 旋转角度 L=45 ±2 19	把手锁 Handle lock 圆柱锁 Cylinder lock 平面锁 Plane lock 连杆锁 Rod control lock 面板锁 Panel lock 搭扣锁 Tonggle and hook 拉手 Handles 限位 Door stop 铰链 Hinge 冷库把手 Handle latch 磁吸 Magnet catch 附件 Accessories
圆柱锁 Cylinder lock			
平面锁 Plane lock			
连杆锁 Rod control lock			
面板锁 Panel lock	特征说明: >材 质: 锌合金锁壳, 锁芯, A3钢锁片 >表面处理: 镀铬 >结构功能: 通过钥匙旋转90°, 实现开启或关闭 >用 途: 一般适用于文件柜、信报箱、机箱、机箱、机械设备及各种钣金箱体使用 >备 注: 适用门板厚度1-10mm	Feature Description: Material: zinc alloy lock shell, lock cylinder, A3 steel lock piece Surface treatment: chrome plating Structural function: 90° rotation by key to achieve opening or closing Uses: Generally suitable for file cabinets, letter boxes, chassis, electrical boxes, mechanical equipment and various sheet metal boxes Remarks: Applicable door panel thickness 1-10mm	
搭扣锁 Tonggle and hook	 MS741	 23 L=47 60 H18.5 20 47 Ø20.1 Ø22.5 开孔尺寸 Cut Out 旋转角度	把手锁 Handle lock 圆柱锁 Cylinder lock 平面锁 Plane lock 连杆锁 Rod control lock 面板锁 Panel lock 搭扣锁 Tonggle and hook 拉手 Handles 限位 Door stop 铰链 Hinge 冷库把手 Handle latch 磁吸 Magnet catch 附件 Accessories
拉手 Handles			
限位 Door stop			
铰链 Hinge			
冷库把手 Handle latch	 MS741	 23 L=47 60 H18.5 20 47 Ø20.1 Ø22.5 开孔尺寸 Cut Out 旋转角度	把手锁 Handle lock 圆柱锁 Cylinder lock 平面锁 Plane lock 连杆锁 Rod control lock 面板锁 Panel lock 搭扣锁 Tonggle and hook 拉手 Handles 限位 Door stop 铰链 Hinge 冷库把手 Handle latch 磁吸 Magnet catch 附件 Accessories
磁吸 Magnet catch			
附件 Accessories			
	特征说明: >材 质: 锌合金锁壳, 塑料手柄, A3钢锁片 >表面处理: 镀铬 >结构功能: 通过钥匙旋转90°, 实现开启或关闭 >用 途: 一般适用于文件柜、信报箱、机箱、机箱、机械设备及各种钣金箱体使用 >备 注: 适用门板厚度1-10mm	Feature Description: Material: zinc alloy lock shell, plastic handle, A3 steel lock piece Surface treatment: chrome plating Structural function: 90° rotation by key to achieve opening or closing Uses: Generally suitable for file cabinets, letter boxes, chassis, electrical boxes, mechanical equipment and various sheet metal boxes Remarks: Applicable door panel thickness 1-10mm	

把手锁 Handle lock	 <p>MS742</p>		<p>特征说明:</p> <p>材 质: 锌合金锁壳, 手柄, A3钢锁片</p> <p>表面处理: 镀铬</p> <p>结构功能: 手柄按下旋转90°, 实现左右开门</p> <p>用 途: 一般适用于各种小型配电箱、电表箱、机箱、机床及钣金箱体</p> <p>备 注: 适用门板厚度1-10mm</p>	<p>Feature Description:</p> <p>Material: zinc alloy lock shell, plastic handle, A3 steel lock piece</p> <p>Surface treatment: chrome plating</p> <p>Structural function: 90° rotation by key to achieve opening or closing</p> <p>Uses: Generally suitable for file cabinets, letter boxes, chassis, electrical boxes, mechanical equipment and various sheet metal boxes</p> <p>Remarks: Applicable door panel thickness 1-10mm</p>
圆柱锁 Cylinder lock				
平面锁 Plane lock				
连杆锁 Rod control lock				
面板锁 Panel lock				
搭扣锁 Tonggle and hook	 <p>MS745-2</p>		<p>特征说明:</p> <p>材 质: 锌合金锁壳, 手柄, A3钢锁片</p> <p>表面处理: 镀铬</p> <p>结构功能: 通过钥匙旋转90°, 实现开启或关闭</p> <p>用 途: 一般适用于文件柜、信报箱、机箱、电表箱、机械设备及各种钣金箱体使用</p> <p>备 注: 适用门板厚度1-10mm</p>	<p>Feature Description:</p> <p>Material: zinc alloy lock shell, plastic handle, A3 steel lock piece</p> <p>Surface treatment: chrome plating</p> <p>Structural function: 90° rotation by key to achieve opening or closing</p> <p>Uses: Generally suitable for file cabinets, letter boxes, chassis, electrical boxes, mechanical equipment and various sheet metal boxes</p> <p>Remarks: Applicable door panel thickness 1-10mm</p>
拉手 Handles				
限位 Door stop				
铰链 Hinge				
冷库把手 Handle latch				
磁吸 Magnet catch	<p>特征说明:</p> <p>材 质: 锌合金锁壳, 手柄, A3钢锁片</p> <p>表面处理: 镀铬</p> <p>结构功能: 通过钥匙旋转90°, 实现开启或关闭</p> <p>用 途: 一般适用于文件柜、信报箱、机箱、电表箱、机械设备及各种钣金箱体使用</p> <p>备 注: 适用门板厚度1-10mm</p>	 <p>MS748</p>	<p>特征说明:</p> <p>材 质: 锌合金锁壳, 锁芯, A3钢锁片</p> <p>表面处理: 黑色, 镀锌</p> <p>结构功能: 通过钥匙旋转90°, 实现开启或关闭</p> <p>用 途: 一般适用于文件柜、信报箱、机箱、电表箱、机械设备及各种钣金箱体使用</p> <p>备 注: 适用门板厚度1-10mm</p>	<p>Feature Description:</p> <p>Material: zinc alloy lock shell, plastic handle, A3 steel lock piece</p> <p>Surface treatment: chrome plating</p> <p>Structural function: 90° rotation by key to achieve opening or closing</p> <p>Uses: Generally suitable for file cabinets, letter boxes, chassis, electrical boxes, mechanical equipment and various sheet metal boxes</p> <p>Remarks: Applicable door panel thickness 1-10mm</p>
附件 Accessories				

把手锁 Handle lock	 <p>MS747</p>		<p>特征说明:</p> <p>材 质: 锌合金锁壳, 手柄, A3钢锁片</p> <p>表面处理: 镀铬</p> <p>结构功能: 通过钥匙旋转90°, 实现开启或关闭</p> <p>用 途: 一般适用于文件柜、信报箱、机箱、电表箱、机械设备及各种钣金箱体使用</p> <p>备 注: 适用门板厚度1-10mm</p>	<p>Feature Description:</p> <p>Material: zinc alloy lock shell, plastic handle, A3 steel lock piece</p> <p>Surface treatment: chrome plating</p> <p>Structural function: 90° rotation by key to achieve opening or closing</p> <p>Uses: Generally suitable for file cabinets, letter boxes, chassis, electrical boxes, mechanical equipment and various sheet metal boxes</p> <p>Remarks: Applicable door panel thickness 1-10mm</p>
圆柱锁 Cylinder lock				
平面锁 Plane lock				
连杆锁 Rod control lock				
面板锁 Panel lock				
搭扣锁 Tonggle and hook	 <p>MS748</p>		<p>特征说明:</p> <p>材 质: 锌合金锁壳, 锁芯, A3钢锁片</p> <p>表面处理: 黑色, 镀锌</p> <p>结构功能: 通过钥匙旋转90°, 实现开启或关闭</p> <p>用 途: 一般适用于文件柜、信报箱、机箱、电表箱、机械设备及各种钣金箱体使用</p> <p>备 注: 适用门板厚度1-10mm</p>	<p>Feature Description:</p> <p>Material: zinc alloy lock shell, plastic handle, A3 steel lock piece</p> <p>Surface treatment: chrome plating</p> <p>Structural function: 90° rotation by key to achieve opening or closing</p> <p>Uses: Generally suitable for file cabinets, letter boxes, chassis, electrical boxes, mechanical equipment and various sheet metal boxes</p> <p>Remarks: Applicable door panel thickness 1-10mm</p>
拉手 Handles				
限位 Door stop				
铰链 Hinge				
冷库把手 Handle latch				
磁吸 Magnet catch	<p>特征说明:</p> <p>材 质: 锌合金锁壳, 手柄, A3钢锁片</p> <p>表面处理: 镀铬</p> <p>结构功能: 通过钥匙旋转90°, 实现开启或关闭</p> <p>用 途: 一般适用于文件柜、信报箱、机箱、电表箱、机械设备及各种钣金箱体使用</p> <p>备 注: 适用门板厚度1-10mm</p>	 <p>MS745-2</p>	<p>特征说明:</p> <p>材 质: 锌合金锁壳, 锁芯, A3钢锁片</p> <p>表面处理: 黑色, 镀锌</p> <p>结构功能: 通过钥匙旋转90°, 实现开启或关闭</p> <p>用 途: 一般适用于文件柜、信报箱、机箱、电表箱、机械设备及各种钣金箱体使用</p> <p>备 注: 适用门板厚度1-10mm</p>	<p>Feature Description:</p> <p>Material: zinc alloy lock shell, plastic handle, A3 steel lock piece</p> <p>Surface treatment: chrome plating</p> <p>Structural function: 90° rotation by key to achieve opening or closing</p> <p>Uses: Generally suitable for file cabinets, letter boxes, chassis, electrical boxes, mechanical equipment and various sheet metal boxes</p> <p>Remarks: Applicable door panel thickness 1-10mm</p>
附件 Accessories				

把手锁
Handle lock

圆柱锁
Cylinder lock

平面锁
Plane lock

连杆锁
Rod control lock

面板锁
Panel lock

搭扣锁
Tonggle and hook

拉手
Handles

限位
Door stop

铰链
Hinge

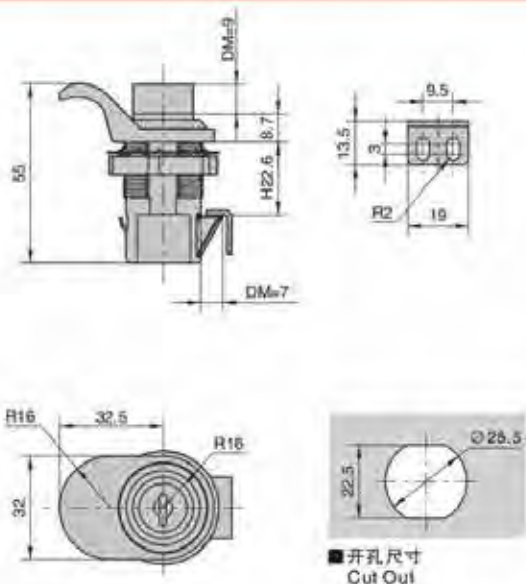
冷库把手
Handle latch

磁吸
Magnet catch

附件
Accessories



MS750



■开孔尺寸
Cut Out

特征说明:

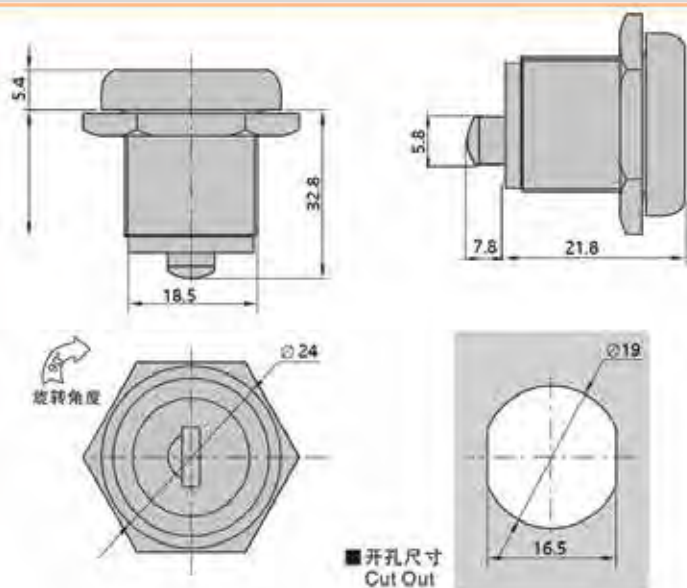
- 材 质: PA塑胶
- 表面处理: 黑色
- 结构功能: 通过钥匙开启, 按压锁芯关闭
- 用 途: 一般适用于机箱、机柜、配电箱、机械、机床及钣金箱体使用
- 备 注: 适用门板厚度1-10mm

Feature Description:

Material: PA plastic
Surface treatment: black
Structural function: open by key, press the lock cylinder to close
Uses: Generally suitable for chassis, cabinets, distribution boxes, machinery, machine tools and sheet metal boxes
Remarks: Adapt to the thickness of the door panel 1-10mm



MS751



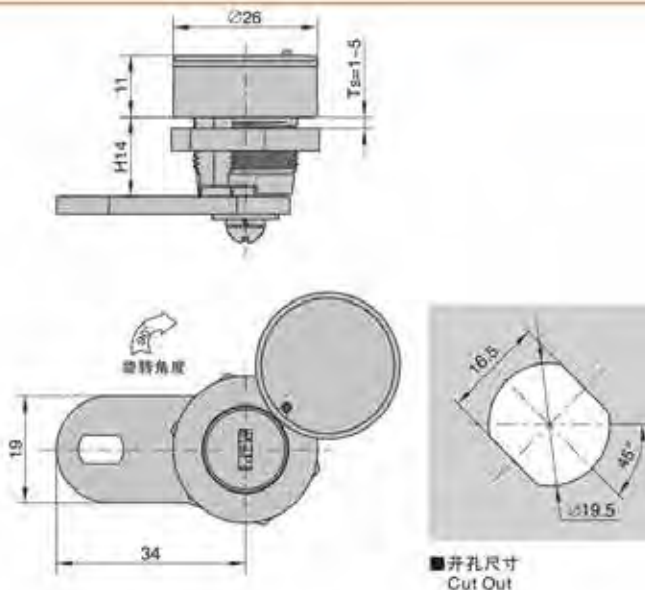
■开孔尺寸
Cut Out

特征说明:

- 材 质: 锌合金锁壳, 铜芯, A3钢锁片
- 表面处理: 镀铬
- 结构功能: 通过钥匙旋转90°, 实现开启或关闭
- 用 途: 一般适用于文件柜、信报箱、机箱、配电箱、机械设备及各种钣金箱体使用
- 备 注: 适用门板厚度1-10mm

Feature Description:

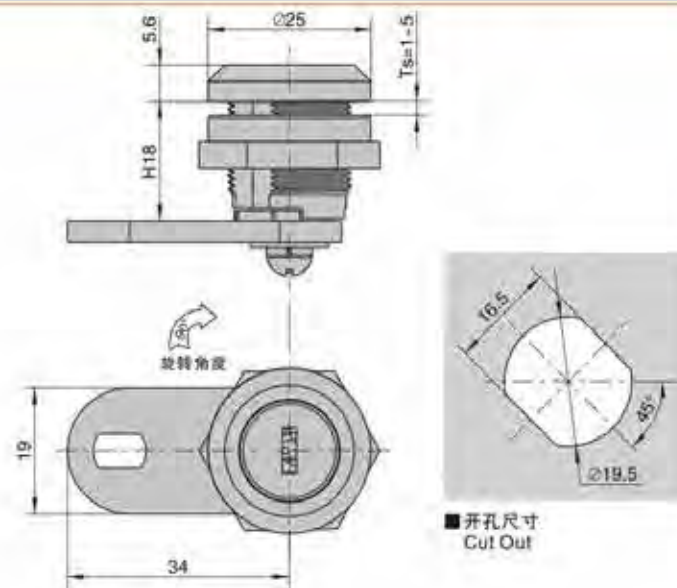
Material: zinc alloy lock shell, plastic handle, A3 steel lock piece
Surface treatment: chrome plating
Structural function: 90° rotation by key to achieve opening or closing
Uses: Generally suitable for file cabinets, letter boxes, chassis, electrical boxes, mechanical equipment and various sheet metal boxes
Remarks: Applicable door panel thickness 1-10mm



■开孔尺寸
Cut Out

Feature Description:

Material: zinc alloy lock shell, plastic handle, A3 steel lock piece
Surface treatment: chrome plating
Structural function: 90° rotation by key to achieve opening or closing
Uses: Generally suitable for file cabinets, letter boxes, chassis, electrical boxes, mechanical equipment and various sheet metal boxes
Remarks: Applicable door panel thickness 1-10mm



■开孔尺寸
Cut Out

Feature Description:

Material: zinc alloy lock shell, plastic handle, A3 steel lock piece
Surface treatment: chrome plating
Structural function: 90° rotation by key to achieve opening or closing
Uses: Generally suitable for file cabinets, letter boxes, chassis, electrical boxes, mechanical equipment and various sheet metal boxes
Remarks: Applicable door panel thickness 1-10mm



MS752

特征说明:



- 材 质: 锌合金锁壳, 铜芯, A3钢锁片
- 表面处理: 镀铬
- 结构功能: 通过钥匙旋转90°, 实现开启或关闭
- 用 途: 一般适用于文件柜、信报箱、机箱、配电箱、机械设备及各种钣金箱体使用
- 备 注: 适用门板厚度1-10mm


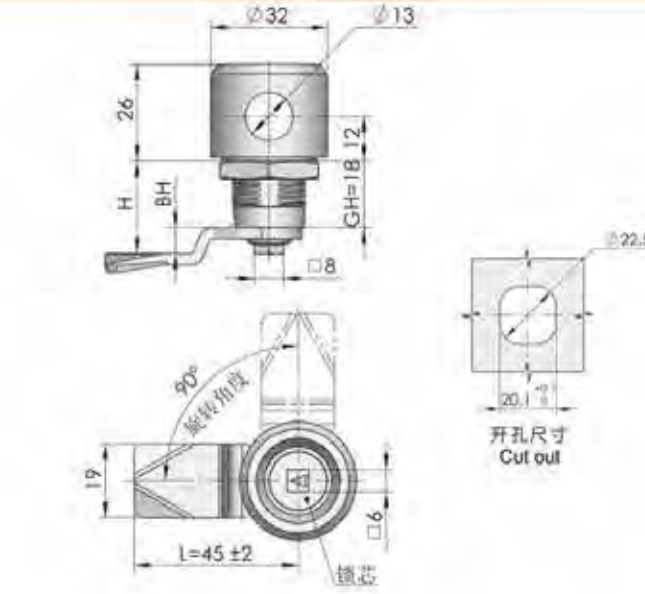

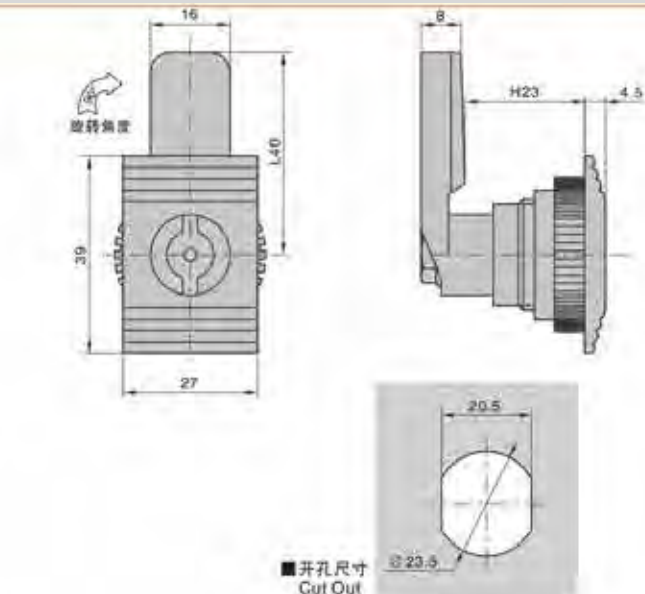



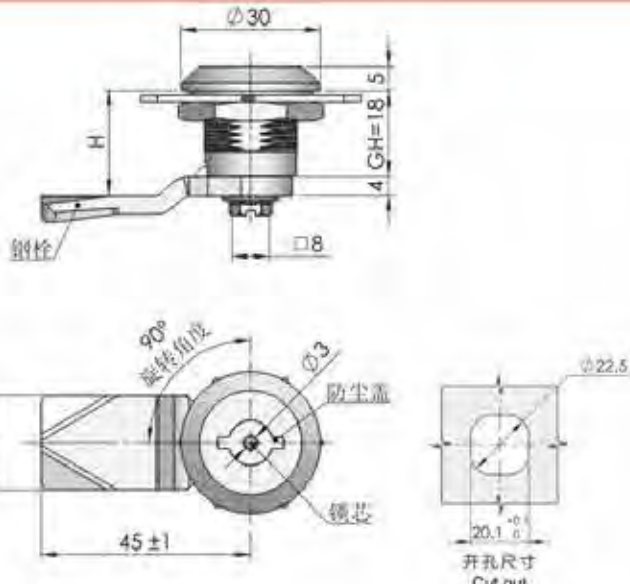

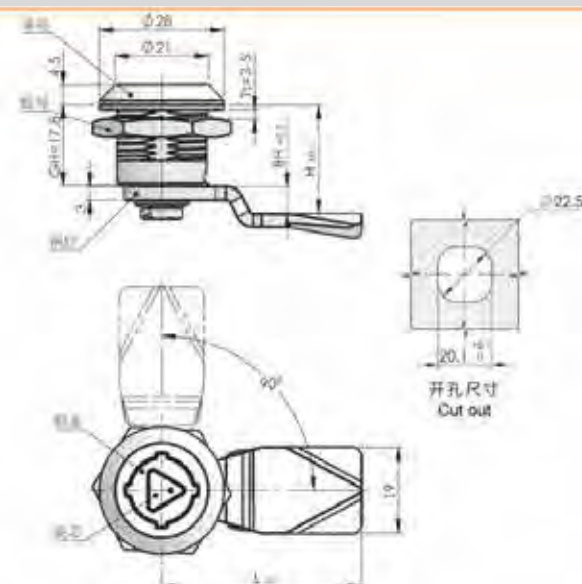
MS753

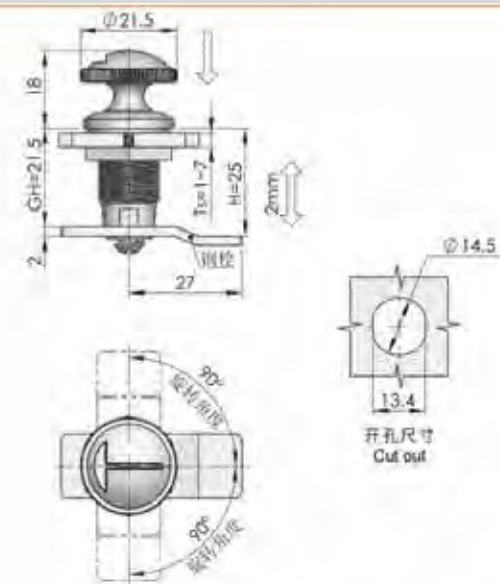
特征说明:


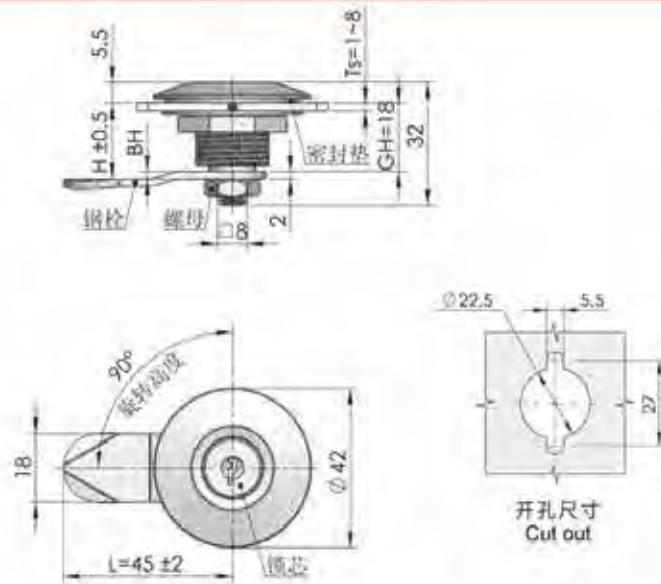

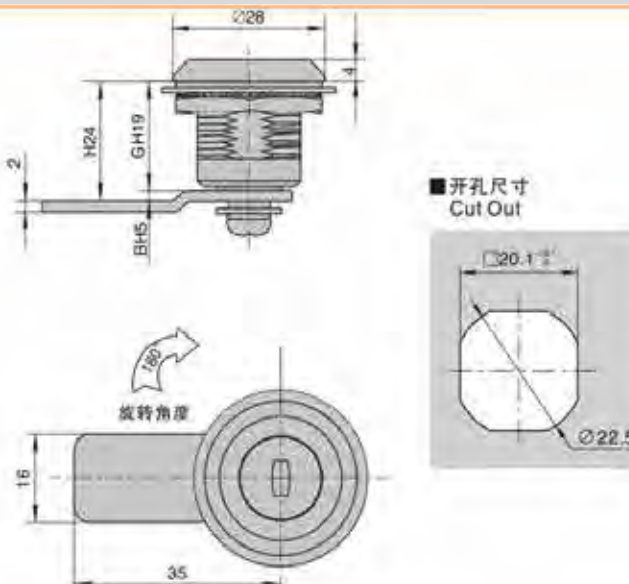

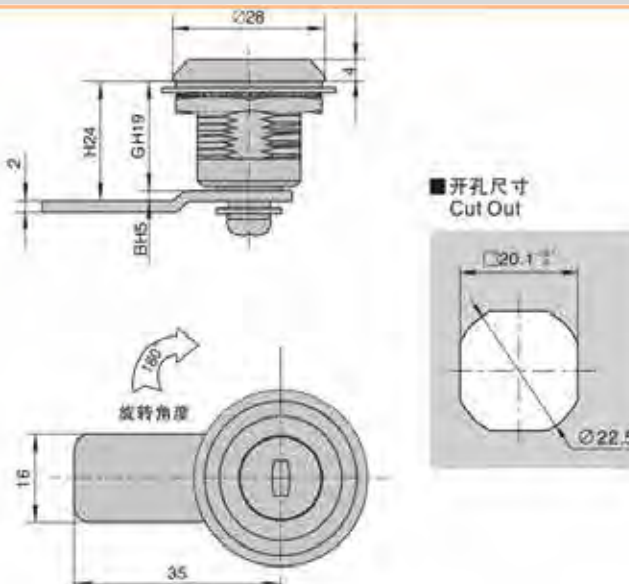
- 材 质: 锌合金锁壳, 铜芯, A3钢锁片
- 表面处理: 镀铬
- 结构功能: 通过钥匙旋转90°, 实现开启或关闭
- 用 途: 一般适用于文件柜、信报箱、机箱、配电箱、机械设备及各种钣金箱体使用
- 备 注: 适用门板厚度1-10mm


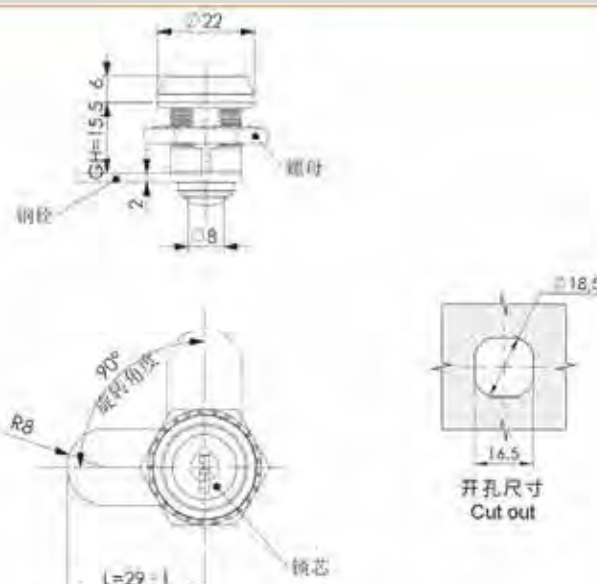
把手锁 Handle lock	 MS761		特征说明: 材 质: 锌合金锁壳, 锁芯, A3钢锁片 表面处理: 镀铬 结构功能: 通过钥匙按压左右旋转开启或关闭 用 途: 一般适用于文件柜、信报箱、机箱、电箱、机械设备及各种钣金箱体使用 备 注: 适用门板厚度1-10mm
圆柱锁 Cylinder lock			
平面锁 Plane lock			
连杆锁 Rod control lock			
面板锁 Panel lock			
搭扣锁 Tonggle and hook	 MS762		Feature Description: Material: zinc alloy lock shell, plastic handle, A3 steel lock piece Surface treatment: chrome plating Structural function: open or close by key pressing left and right rotation Uses: Generally suitable for file cabinets, letter boxes, chassis, electrical boxes, mechanical equipment and various sheet metal boxes Remarks: Applicable door panel thickness 1-10mm
拉手 Handles			
限位 Door stop			
铰链 Hinge			
冷库把手 Handle latch			
磁吸 Magnet catch	特征说明: 材 质: 锌合金锁壳, 锁芯, A3钢锁片 表面处理: 镀铬 结构功能: 通过钥匙旋转90°, 实现开启或关闭 用 途: 一般适用于文件柜、信报箱、机箱、电箱、机械设备及各种钣金箱体使用 备 注: 适用门板厚度1-10mm	Feature Description: Material: zinc alloy lock shell, plastic handle, A3 steel lock piece Surface treatment: chrome plating Structural function: 90° rotation by key to achieve opening or closing Uses: Generally suitable for file cabinets, letter boxes, chassis, electrical boxes, mechanical equipment and various sheet metal boxes Remarks: Applicable door panel thickness 1-10mm	Feature Description: Material: PA plastic Surface treatment: black Structural function: 90° rotation by key to achieve opening or closing Uses: Generally suitable for chassis, cabinets, distribution boxes, machinery, machine tools and sheet metal boxes Remarks: Adapt to the thickness of the door panel 1-10mm
附件 Accessories			



把手锁 Handle lock	 MS763锌合金 MS763(SUS304)		特征说明: 材 质: 锌合金/SUS锁壳, 锁芯, A3/SUS锁片 表面处理: 锌合金镀铬、黑色、SUS镜光 结构功能: 通过钥匙旋转90°, 开启或关闭 用 途: 一般适用于文件柜、信报箱、机箱、电箱、机械设备及各种钣金箱体使用 备 注: 适用门板厚度1-10mm
圆柱锁 Cylinder lock			
平面锁 Plane lock			
连杆锁 Rod control lock			
面板锁 Panel lock			
搭扣锁 hook Tonggle and hook	 MS769		Feature Description: Material: PA plastic Surface treatment: black Structural function: 90° rotation by key to achieve opening or closing Uses: Generally suitable for chassis, cabinets, distribution boxes, machinery, machine tools and sheet metal boxes Remarks: Adapt to the thickness of the door panel 1-10mm
拉手 Handles			
限位 Door stop			
铰链 Hinge			
冷库把手 Handle latch			
磁吸 Magnet catch	特征说明: 材 质: PA塑胶 表面处理: 黑色 结构功能: 通过钥匙旋转90°, 开启或关闭 用 途: 一般适用于机箱、机柜、配电箱、机械、机床及钣金箱体使用 备 注: 适用门板厚度1-10mm	Feature Description: Material: PA plastic Surface treatment: black Structural function: 90° rotation by key to achieve opening or closing Uses: Generally suitable for chassis, cabinets, distribution boxes, machinery, machine tools and sheet metal boxes Remarks: Adapt to the thickness of the door panel 1-10mm	Feature Description: Material: PA plastic Surface treatment: black Structural function: 90° rotation by key to achieve opening or closing Uses: Generally suitable for chassis, cabinets, distribution boxes, machinery, machine tools and sheet metal boxes Remarks: Adapt to the thickness of the door panel 1-10mm
附件 Accessories			

把手锁 Handle lock			
圆柱锁 Cylinder lock			
平面锁 Plane lock			
连杆锁 Rod control lock			
面板锁 Panel lock	特征说明: <ul style="list-style-type: none">材 质: 锌合金锁壳, 锁芯, A3钢锁片表面处理: 镀铬结构功能: 通过钥匙按压左右旋转开启或关闭用 途: 一般适用于文件柜, 信报箱, 机箱, 机箱, 机械设备及各种钣金箱体使用备 注: 适用门板厚度1-10mm	Feature Description: <p>Material: zinc alloy lock shell, plastic handle, A3 steel lock piece Surface treatment: chrome plating Structural function: open or close by key pressing left and right rotation Uses: Generally suitable for file cabinets, letter boxes, chassis, electrical boxes, mechanical equipment and various sheet metal boxes Remarks: Applicable door panel thickness 1-10mm</p>	
搭扣锁 Tonggle and hook			
拉手 Handles			
限位 Door stop			
铰链 Hinge			
冷库把手 Handle latch			
磁吸 Magnet catch	特征说明: <ul style="list-style-type: none">材 质: 锌合金锁壳, 锁芯, A3钢锁片表面处理: 镀铬结构功能: 通过钥匙按压左右旋转开启或关闭用 途: 一般适用于文件柜, 信报箱, 机箱, 机箱, 机械设备及各种钣金箱体使用备 注: 适用门板厚度1-10mm	Feature Description: <p>Material: zinc alloy lock shell, plastic handle, A3 steel lock piece Surface treatment: chrome plating Structural function: open or close by key pressing left and right rotation Uses: Generally suitable for file cabinets, letter boxes, chassis, electrical boxes, mechanical equipment and various sheet metal boxes Remarks: Applicable door panel thickness 1-10mm</p>	
附件 Accessories			

把手锁 Handle lock			
圆柱锁 Cylinder lock			
平面锁 Plane lock			
连杆锁 Rod control lock			
面板锁 Panel lock	特征说明: <ul style="list-style-type: none"> 材 质: 锌合金锁壳, 锁芯, A3钢锁片 表面处理: 镀铬 结构功能: 通过钥匙旋转90°, 实现开启或关闭 用 途: 一般适用于文件柜, 信报箱, 机箱, 机箱, 机械设备及各种钣金箱体使用 备 注: 适用门板厚度1-10mm 	Feature Description: Material: zinc alloy lock shell, plastic handle, A3 steel lock piece Surface treatment: chrome plating Structural function: 90° rotation by key to achieve opening or closing Uses: Generally suitable for file cabinets, letter boxes, chassis, electrical boxes, mechanical equipment and various sheet metal boxes Remarks: Applicable door panel thickness 1-10mm	
搭扣锁 Tonggle and hook			
拉手 Handles			
限位 Door stop			
铰链 Hinge			
冷库把手 Handle latch			
磁吸 Magnet catch	特征说明: <ul style="list-style-type: none"> 材 质: 锌合金锁壳, 手柄, A3钢锁片 表面处理: 镀铬 结构功能: 手柄按下旋转90°, 实现在右开门 用 途: 一般适用于各种小型配电箱, 电表箱, 机械, 机床及钣金箱体 备 注: 适用门板厚度1-10mm 	Feature Description: Material: zinc alloy lock shell, plastic handle, A3 steel lock piece Surface treatment: chrome plating Structural function: rotate 90° through the handle to realize left and right door opening Uses: Generally used in various small distribution boxes, meter boxes, machinery, machine tools and sheet metal boxes Remarks: Applicable door panel thickness 1-10mm	
附件 Accessories			

把手锁 Handle lock	 <p>MS804</p>		<p>特征说明:</p> <ul style="list-style-type: none"> 材 质: 锌合金锁壳, 锁芯, A3钢锁片 表面处理: 镀铬 结构功能: 通过钥匙旋转90°, 实现开启或关闭 用 途: 一般适用于文件柜, 信报箱, 机箱, 机箱, 机械设备及各种钣金箱体使用 备 注: 适用门板厚度1-10mm
圆柱锁 Cylinder lock			
平面锁 Plane lock			
连杆锁 Rod control lock			
面板锁 Panel lock			
搭扣锁 Tonggle and hook	 <p>MS805</p>		<p>特征说明:</p> <ul style="list-style-type: none"> 材 质: 锌合金锁壳, 锁芯, A3钢锁片 表面处理: 镀铬 结构功能: 通过钥匙旋转90°, 实现开启或关闭 用 途: 一般适用于文件柜, 信报箱, 机箱, 机箱, 机械设备及各种钣金箱体使用 备 注: 适用门板厚度1-10mm
拉手 Handles			
限位 Door stop			
铰链 Hinge			
冷库把手 Handle latch			
磁吸 Magnet catch	 <p>MS805</p>		<p>Feature Description:</p> <p>Material: zinc alloy lock shell, plastic handle, A3 steel lock piece</p> <p>Surface treatment: chrome plating</p> <p>Structural function: 90° rotation by key to achieve opening or closing</p> <p>Uses: Generally suitable for file cabinets, letter boxes, chassis, electrical boxes, mechanical equipment and various sheet metal boxes</p> <p>Remarks: Applicable door panel thickness 1-10mm</p>
附件 Accessories			

把手锁 Handle lock	 <p>MS805-2</p>		<p>特征说明:</p> <ul style="list-style-type: none"> 材 质: 锌合金锁壳, 锁芯, A3钢锁片 表面处理: 镀铬 结构功能: 通过钥匙旋转90°, 实现开启或关闭 用 途: 一般适用于文件柜, 信报箱, 机箱, 机箱, 机械设备及各种钣金箱体使用 备 注: 适用门板厚度1-10mm
圆柱锁 Cylinder lock			
平面锁 Plane lock			
连杆锁 Rod control lock			
面板锁 Panel lock			
搭扣锁 Tonggle and hook	 <p>MS806</p>		<p>Feature Description:</p> <p>Material: zinc alloy lock shell, plastic handle, A3 steel lock piece</p> <p>Surface treatment: chrome plating</p> <p>Structural function: 90° rotation by key to achieve opening or closing</p> <p>Uses: Generally suitable for file cabinets, letter boxes, chassis, electrical boxes, mechanical equipment and various sheet metal boxes</p> <p>Remarks: Applicable door panel thickness 1-10mm</p>
拉手 Handles			
限位 Door stop			
铰链 Hinge			
冷库把手 Handle latch			
磁吸 Magnet catch	 <p>MS806</p>		<p>特征说明:</p> <ul style="list-style-type: none"> 材 质: 锌合金锁壳, 锁芯, A3钢锁片 表面处理: 镀铬 结构功能: 通过钥匙旋转90°, 实现开启或关闭 用 途: 一般适用于文件柜, 信报箱, 机箱, 机箱, 机械设备及各种钣金箱体使用 备 注: 适用门板厚度1-10mm
附件 Accessories			

把手锁 Handle lock		
圆柱锁 Cylinder lock		
平面锁 Plane lock		
连杆锁 Rod control lock		
面板锁 Panel lock		
搭扣锁 Tonggle and hook		
拉手 Handles		
限位 Door stop		
铰链 Hinge		
冷库把手 Handle latch		
磁吸 Magnet catch		
附件 Accessories		

MS812-1

特征说明:

- 材 质: 锌合金/SUS锁壳, 锁芯, A3/SUS锁片
- 表面处理: 锌合金镀铬, 黑色, SUS镜光
- 结构功能: 通过钥匙旋转90°, 开启或关闭
- 用 途: 一般适用于文件柜、信报箱、机箱、机箱、机械设备及各种钣金箱体使用
- 备 注: 适用门板厚度1-10mm

Feature Description:


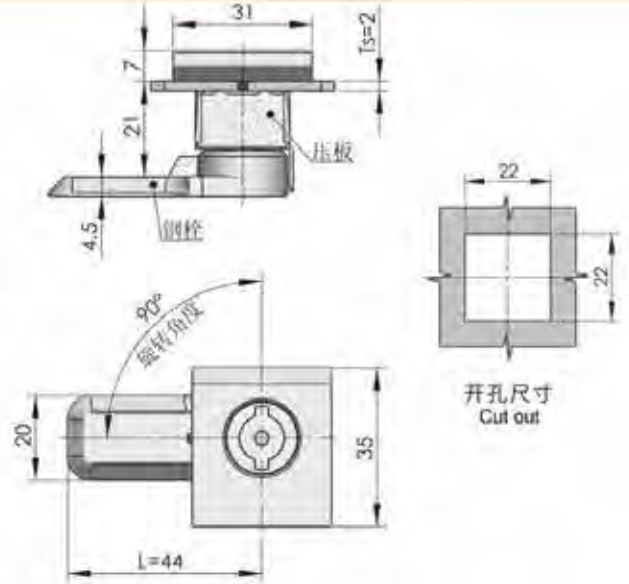
Material: zinc alloy/SUS lock shell, handle, A3/SUS lock piece

Surface treatment: zinc alloy chrome plating, black, SUS mirror light

Structural function: 90° rotation by key, opening or closing

Uses: Generally suitable for file cabinets, letter boxes, chassis, electrical boxes, mechanical equipment and various rice boxes

Remarks: Applicable door panel thickness 1-10mm

把手锁 Handle lock		
圆柱锁 Cylinder lock		
平面锁 Plane lock		
连杆锁 Rod control lock		
面板锁 Panel lock		
搭扣锁 Tonggle and hook		
拉手 Handles		
限位 Door stop		
铰链 Hinge		
冷库把手 Handle latch		
磁吸 Magnet catch		
附件 Accessories		

MS813

特征说明:

- 材 质: 锌合金/SUS锁壳, 锁芯, SUS锁片
- 表面处理: 锌合金镀铬, 黑色, SUS镜光
- 结构功能: 通过钥匙旋转90°, 开启或关闭
- 用 途: 一般适用于文件柜、信报箱、机箱、机箱、机械设备及各种钣金箱体使用
- 备 注: 适用门板厚度1-10mm

Feature Description:


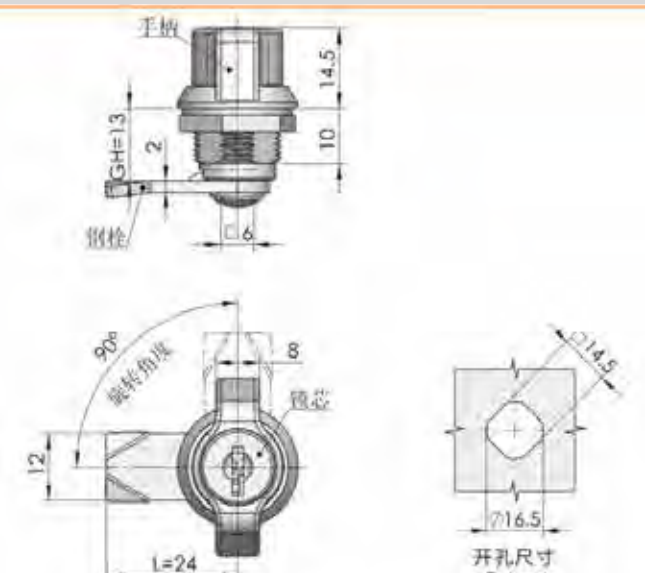

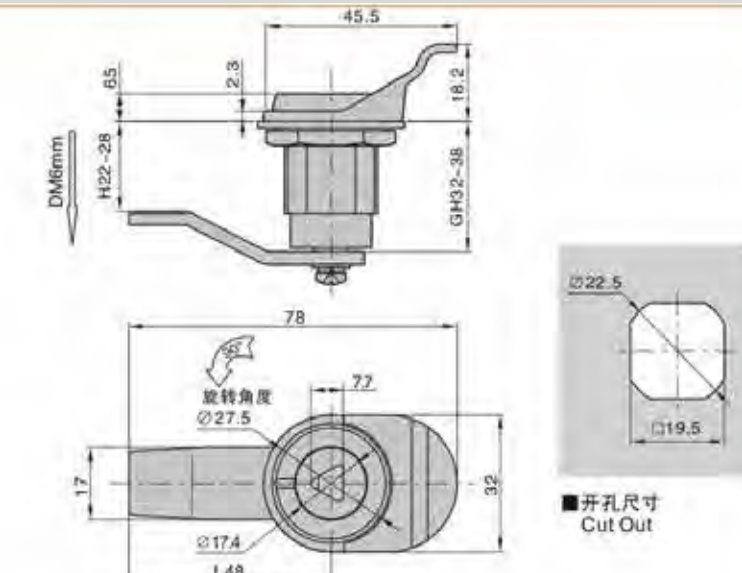

Material: zinc alloy/SUS lock shell, handle, SUS lock piece

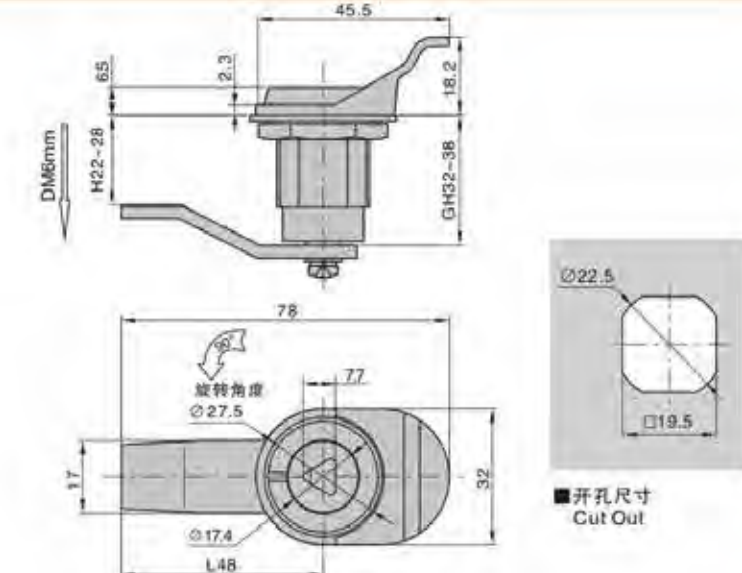
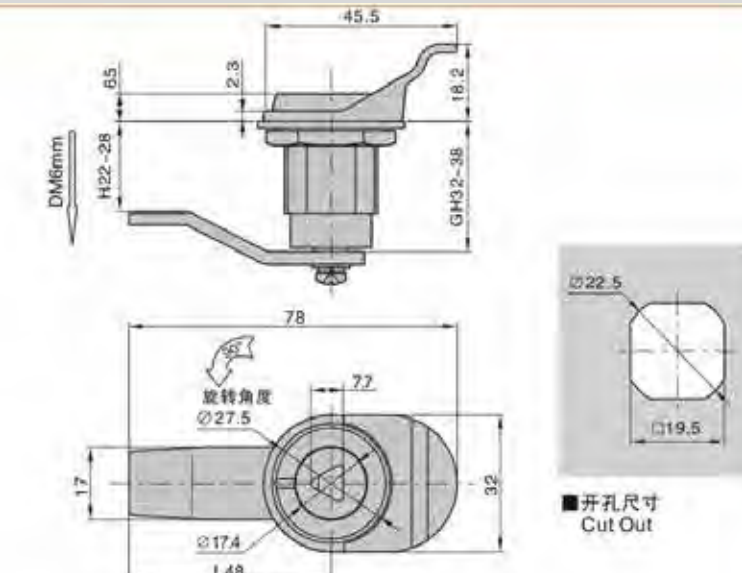

Surface treatment: SUS mirror light






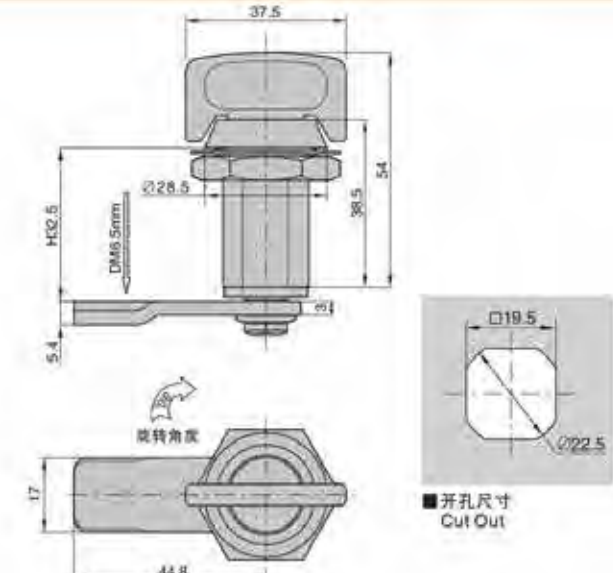

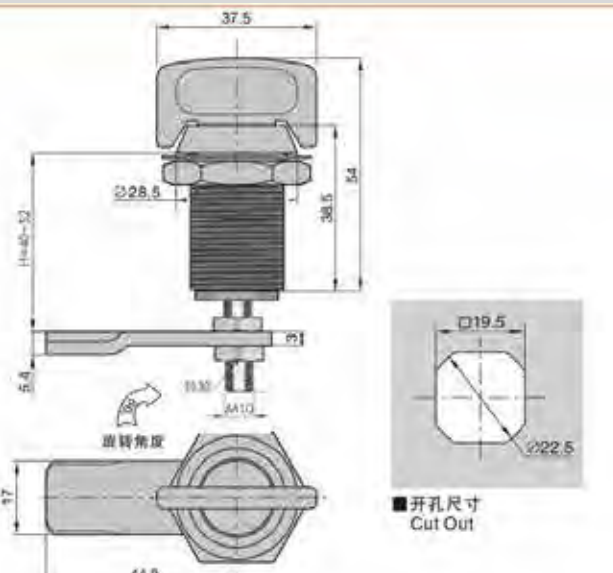

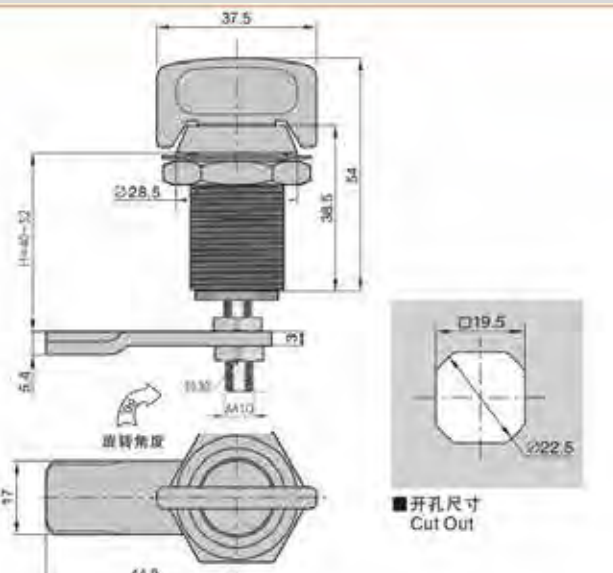
Structural function: 90° rotation by key, opening or closing

Uses: Generally suitable for file cabinets, letter boxes, chassis, electrical boxes, mechanical equipment and various rice boxes



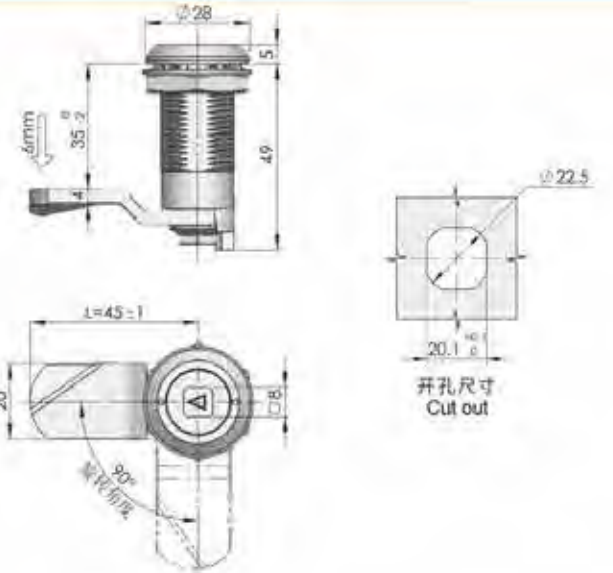





Remarks: Applicable door panel thickness 1-10mm


把手锁 Handle lock	 MS815-1	 开孔尺寸 Cut out	特征说明: >材 质: 锌合金锁壳, 锁芯, A3钢锁片 >表面处理: 镀铬 >结构功能: 通过钥匙旋转90°, 实现开启或关闭 >用 途: 一般适用于文件柜, 信报箱, 机箱, 机箱, 机械设备及各种钣金箱体使用 >备 注: 适用门板厚度1-10mm	Feature Description: Material: zinc alloy lock shell, plastic handle, A3 steel lock piece Surface treatment: chrome plating Structural function: 90° rotation by key to achieve opening or closing Uses: Generally suitable for file cabinets, letter boxes, chassis, electrical boxes, mechanical equipment and various sheet metal boxes Remarks: Applicable door panel thickness 1-10mm
圆柱锁 Cylinder lock				
平面锁 Plane lock				
连杆锁 Rod control lock				
面板锁 Panel lock	 MS815-2	 开孔尺寸 Cut out	特征说明: >材 质: 锌合金锁壳, 锁芯, A3钢锁片 >表面处理: 镀铬 >结构功能: 通过钥匙旋转90°, 实现开启或关闭 >用 途: 一般适用于文件柜, 信报箱, 机箱, 机箱, 机械设备及各种钣金箱体使用 >备 注: 适用门板厚度1-10mm	Feature Description: Material: zinc alloy lock shell, plastic handle, A3 steel lock piece Surface treatment: chrome plating Structural function: 90° rotation by key to achieve opening or closing Uses: Generally suitable for file cabinets, letter boxes, chassis, electrical boxes, mechanical equipment and various sheet metal boxes Remarks: Applicable door panel thickness 1-10mm
搭扣锁 Tonggle and hook				
拉手 Handles				
限位 Door stop				
铰链 Hinge	 MS816-1	 开孔尺寸 Cut Out	特征说明: >材 质: 锌合金锁壳, 锁芯, A3钢内套/锁片 >表面处理: 黑色, 镀铬 >结构功能: 通过钥匙旋转锁芯实现上下伸缩关闭开启 >用 途: 一般适用于LED灯箱, 空压机, 配电柜, 机箱, 机械, 机床等钣金箱体使用 >备 注: 适用门板厚度1-10mm	Feature Description: Material: zinc alloy lock shell, lock cylinder, A3 steel inner sleeve/lock piece Surface treatment: black, chrome plated Structural function: through the key rotation lock cylinder to achieve up and down telescopic closing and opening Uses: generally used for LED light boxes, air compressors, distribution cabinets, chassis, machinery, machine tools and other sheet metal boxes Remarks: Applicable door panel thickness 1-10mm
连杆锁 Rod control lock				
面板锁 Panel lock				
搭扣锁 Tonggle and hook				
拉手 Handles	 MS816-15	 开孔尺寸 Cut Out	特征说明: >材 质: SUS不锈钢锁壳, 锁芯, 内套, 锁片 >表面处理: 镜面抛光 >结构功能: 通过钥匙旋转锁芯实现上下伸缩关闭开启 >用 途: 一般适用于LED灯箱, 空压机, 特种车辆, 高铁, 机床, 机械等钣金箱体使用 >备 注: 适用门板厚度1-10mm	Feature Description: Material: SUS stainless steel lock shell, lock cylinder, inner sleeve, lock piece Surface treatment: mirror polishing Structural function: through the key rotation lock cylinder to achieve up and down telescopic closing and opening Uses: Generally suitable for LED light boxes, air compressors, special vehicles, high-speed rail, machine tools, machinery and other sheet metal boxes Remarks: Applicable door panel thickness 1-10mm
限位 Door stop				
铰链 Hinge				
冷库把手 Handle latch				
磁吸 Magnet catch	 MS815-2	 开孔尺寸 Cut out	特征说明: >材 质: 锌合金锁壳, 锁芯, A3钢锁片 >表面处理: 镀铬 >结构功能: 通过钥匙旋转90°, 实现开启或关闭 >用 途: 一般适用于文件柜, 信报箱, 机箱, 机箱, 机械设备及各种钣金箱体使用 >备 注: 适用门板厚度1-10mm	Feature Description: Material: zinc alloy lock shell, plastic handle, A3 steel lock piece Surface treatment: chrome plating Structural function: 90° rotation by key to achieve opening or closing Uses: Generally suitable for file cabinets, letter boxes, chassis, electrical boxes, mechanical equipment and various sheet metal boxes Remarks: Applicable door panel thickness 1-10mm
附件 Accessories				

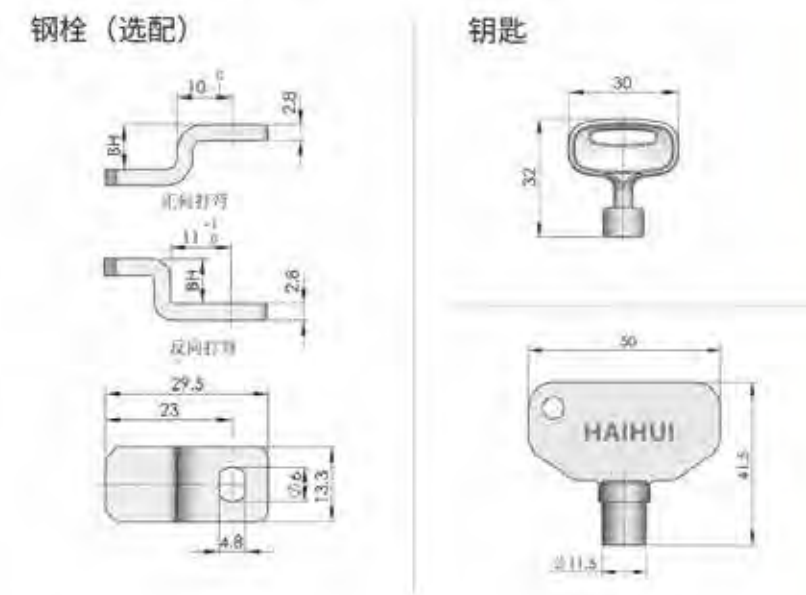
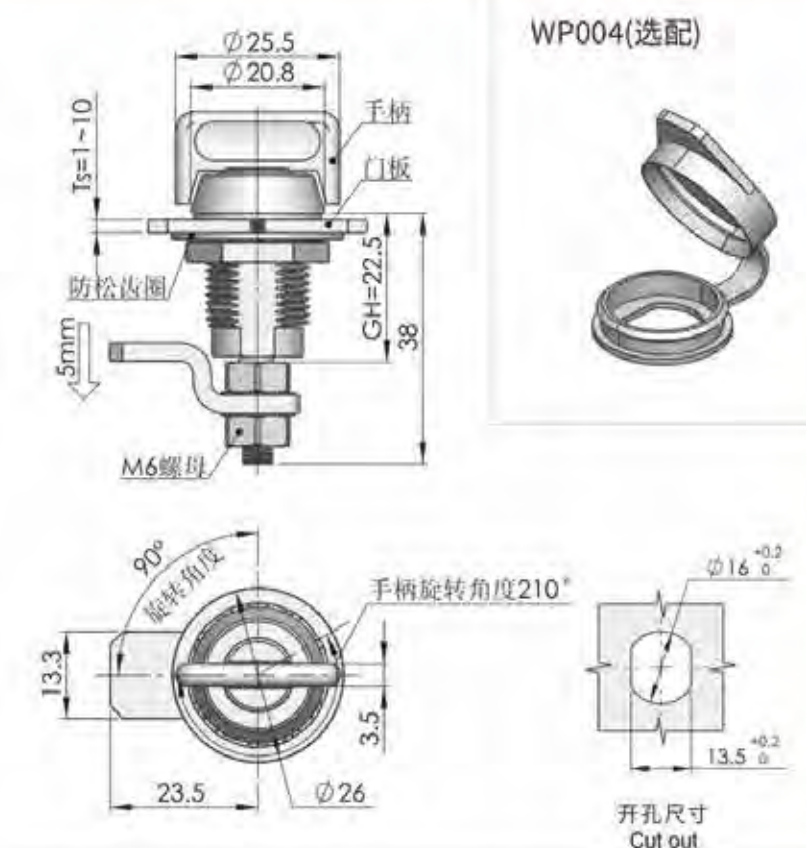
把手锁 Handle lock	 MS816-1	 开孔尺寸 Cut Out	特征说明: >材 质: 锌合金锁壳, 锁芯, A3钢内套/锁片 >表面处理: 黑色, 镀铬 >结构功能: 通过钥匙旋转锁芯实现上下伸缩关闭开启 >用 途: 一般适用于LED灯箱, 空压机, 配电柜, 机箱, 机械, 机床等钣金箱体使用 >备 注: 适用门板厚度1-10mm	Feature Description: Material: zinc alloy lock shell, lock cylinder, A3 steel inner sleeve/lock piece Surface treatment: black, chrome plated Structural function: through the key rotation lock cylinder to achieve up and down telescopic closing and opening Uses: generally used for LED light boxes, air compressors, distribution cabinets, chassis, machinery, machine tools and other sheet metal boxes Remarks: Applicable door panel thickness 1-10mm
圆柱锁 Cylinder lock				
平面锁 Plane lock				
连杆锁 Rod control lock				
面板锁 Panel lock	 MS816-15	 开孔尺寸 Cut Out	特征说明: >材 质: SUS不锈钢锁壳, 锁芯, 内套, 锁片 >表面处理: 镜面抛光 >结构功能: 通过钥匙旋转锁芯实现上下伸缩关闭开启 >用 途: 一般适用于LED灯箱, 空压机, 特种车辆, 高铁, 机床, 机械等钣金箱体使用 >备 注: 适用门板厚度1-10mm	Feature Description: Material: SUS stainless steel lock shell, lock cylinder, inner sleeve, lock piece Surface treatment: mirror polishing Structural function: through the key rotation lock cylinder to achieve up and down telescopic closing and opening Uses: Generally suitable for LED light boxes, air compressors, special vehicles, high-speed rail, machine tools, machinery and other sheet metal boxes Remarks: Applicable door panel thickness 1-10mm
搭扣锁 Tonggle and hook				
拉手 Handles				
限位 Door stop				
铰链 Hinge	 MS815-2	 开孔尺寸 Cut out	特征说明: >材 质: 锌合金锁壳, 锁芯, A3钢锁片 >表面处理: 镀铬 >结构功能: 通过钥匙旋转90°, 实现开启或关闭 >用 途: 一般适用于文件柜, 信报箱, 机箱, 机箱, 机械设备及各种钣金箱体使用 >备 注: 适用门板厚度1-10mm	Feature Description: Material: zinc alloy lock shell, plastic handle, A3 steel lock piece Surface treatment: chrome plating Structural function: 90° rotation by key to achieve opening or closing Uses: Generally suitable for file cabinets, letter boxes, chassis, electrical boxes, mechanical equipment and various sheet metal boxes Remarks: Applicable door panel thickness 1-10mm
冷库把手 Handle latch				
磁吸 Magnet catch				
附件 Accessories				

把手锁 Handle lock	 MS816-1A	 HP001拉畢 (选配) WP001防水盖 (选配) 三角型8mm S型4mm	Feature Description: Material: zinc alloy lock shell, lock cylinder, A3 steel inner sleeve/lock piece Surface treatment: black, chrome plated Structural function: through the key rotation lock cylinder to achieve up and down telescopic closing and opening Uses: generally used for LED light boxes, air compressors, distribution cabinets, chassis, machinery, machine tools and other sheet metal boxes Remarks: Applicable door panel thickness 1-10mm
圆柱锁 Cylinder lock			
平面锁 Plane lock			
连杆锁 Rod control lock			
面板锁 Panel lock	 MS816-1AS	 三角型8mm 外六角型10mm 四方9x9mm S型4mm 四方8x8mm 一字槽型 内六角型8mm 四方7x7mm 梯形四方9mm	Feature Description: Material: SUS stainless steel lock shell, lock cylinder, inner sleeve, lock piece Surface treatment: mirror polishing Structural function: through the key rotation lock cylinder to achieve up and down telescopic closing and opening Uses: generally used for LED light boxes, air compressors, distribution cabinets, chassis, machinery, machine tools and other sheet metal boxes Remarks: Applicable door panel thickness 1-10mm
搭扣锁 Tonggle and hook			
拉手 Handles			
限位 Door stop			
铰链 Hinge	 MS816-3F	 MS816-3F	Feature Description: Material: zinc alloy lock shell, lock cylinder, A3 steel inner sleeve/lock piece Surface treatment: black, chrome plated Structural function: through the key rotation lock cylinder to achieve up and down telescopic closing and opening Uses: generally used for LED light boxes, air compressors, distribution cabinets, chassis, machinery, machine tools and other sheet metal boxes Remarks: Applicable door panel thickness 1-10mm
搭扣锁 Tonggle and hook			
面板锁 Panel lock			
拉手 Handles			
限位 Door stop	 MS816-3FAS MS816-3FS	 MS816-3FAS MS816-3FS	Feature Description: Material: SUS stainless steel lock shell, lock cylinder, inner sleeve, lock piece Surface treatment: mirror polishing Structural function: through the key rotation lock cylinder to achieve up and down telescopic closing and opening Uses: generally used for LED light boxes, air compressors, distribution cabinets, chassis, machinery, machine tools and other sheet metal boxes Remarks: Applicable door panel thickness 1-10mm
铰链 Hinge			
冷库把手 Handle latch			
磁吸 Magnet catch			
附件 Accessories	 MS816-3FAS MS816-3FS	 MS816-3FAS MS816-3FS	Feature Description: Material: SUS stainless steel lock shell, lock cylinder, inner sleeve, lock piece Surface treatment: mirror polishing Structural function: through the key rotation lock cylinder to achieve up and down telescopic closing and opening Uses: generally used for LED light boxes, air compressors, distribution cabinets, chassis, machinery, machine tools and other sheet metal boxes Remarks: Applicable door panel thickness 1-10mm
磁吸 Magnet catch			
附件 Accessories			
附件 Accessories			

把手锁 Handle lock	 MS816-3F	 MS816-3F	Feature Description: Material: zinc alloy lock shell, lock cylinder, A3 steel inner sleeve/lock piece Surface treatment: black, chrome plated Structural function: through the key rotation lock cylinder to achieve up and down telescopic closing and opening Uses: generally used for LED light boxes, air compressors, distribution cabinets, chassis, machinery, machine tools and other sheet metal boxes Remarks: Applicable door panel thickness 1-10mm
圆柱锁 Cylinder lock			
平面锁 Plane lock			
连杆锁 Rod control lock			
面板锁 Panel lock	 MS816-3FAS MS816-3FS	 MS816-3FAS MS816-3FS	Feature Description: Material: SUS stainless steel lock shell, lock cylinder, inner sleeve, lock piece Surface treatment: mirror polishing Structural function: through the key rotation lock cylinder to achieve up and down telescopic closing and opening Uses: generally used for LED light boxes, air compressors, distribution cabinets, chassis, machinery, machine tools and other sheet metal boxes Remarks: Applicable door panel thickness 1-10mm
搭扣锁 Tonggle and hook			
拉手 Handles			
限位 Door stop			
铰链 Hinge	 MS816-3FAS MS816-3FS	 MS816-3FAS MS816-3FS	Feature Description: Material: SUS stainless steel lock shell, lock cylinder, inner sleeve, lock piece Surface treatment: mirror polishing Structural function: through the key rotation lock cylinder to achieve up and down telescopic closing and opening Uses: generally used for LED light boxes, air compressors, distribution cabinets, chassis, machinery, machine tools and other sheet metal boxes Remarks: Applicable door panel thickness 1-10mm
冷库把手 Handle latch			
磁吸 Magnet catch			
附件 Accessories			

把手锁 Handle lock	 MS816-2		特征说明: 材 质: 锌合金锁壳, 锁芯, A3钢内套/锁片 表面处理: 黑色、镀铬 结构功能: 通过钥匙旋转锁芯实现上下伸缩关闭开启 用 途: 一般适用于LED灯箱, 空压机, 配电箱, 机箱, 机床, 机床等钣金箱体使用 备 注: 适用门板厚度1-10mm	Feature Description: Material: zinc alloy lock shell, lock cylinder, A3 steel inner sleeve/lock piece Surface treatment: black, chrome plated Structural function: through the key rotation lock cylinder to achieve up and down telescopic closing and opening Uses: generally used for LED light boxes, air compressors, distribution cabinets, chassis, machinery, machine tools and other sheet metal boxes Remarks: Applicable door panel thickness 1-10mm
圆柱锁 Cylinder lock				
平面锁 Plane lock				
连杆锁 Rod control lock				
面板锁 Panel lock	 MS816-4D		特征说明: 材 质: SUS不锈钢锁壳, 锁芯, 内套, 锁片 表面处理: 镜面抛光 结构功能: 通过钥匙旋转锁芯实现上下伸缩关闭开启 用 途: 一般适用于LED灯箱, 空压机, 特种车辆, 高铁, 机床, 机床等钣金箱体使用 备 注: 适用门板厚度1-10mm	Feature Description: Material: SUS stainless steel lock shell, lock cylinder, inner sleeve, lock piece Surface treatment: mirror polishing Structural function: through the key rotation lock cylinder to achieve up and down telescopic closing and opening Uses: generally used for LED light boxes, air compressors, distribution cabinets, chassis, machinery, machine tools and other sheet metal boxes Remarks: Applicable door panel thickness 1-10mm
搭扣锁 Tonggle and hook				
拉手 Handles				
限位 Door stop				
铰链 Hinge	 MS816-3S-1	 MS816-3S-1S	特征说明: 材 质: 锌合金锁壳, 锁芯, A3钢内套/锁片 表面处理: 黑色、镀铬 结构功能: 通过钥匙旋转锁芯实现上下伸缩关闭开启 用 途: 一般适用于LED灯箱, 空压机, 配电箱, 机箱, 机床, 机床等钣金箱体使用 备 注: 适用门板厚度1-10mm	Feature Description: Material: zinc alloy lock shell, lock cylinder, A3 steel inner sleeve/lock piece Surface treatment: black, chrome plated Structural function: through the key rotation lock cylinder to achieve up and down telescopic closing and opening Uses: generally used for LED light boxes, air compressors, distribution cabinets, chassis, machinery, machine tools and other sheet metal boxes Remarks: Applicable door panel thickness 1-10mm
连杆锁 Rod control lock				
面板锁 Panel lock				
搭扣锁 Tonggle and hook				
拉手 Handles	 MS816-3S-2C	 MS816-3S-2CS	特征说明: 材 质: 锌合金锁壳, 锁芯, A3钢内套/锁片 表面处理: 黑色、镀铬 结构功能: 通过钥匙旋转锁芯实现上下伸缩关闭开启 用 途: 一般适用于LED灯箱, 空压机, 配电箱, 机箱, 机床, 机床等钣金箱体使用 备 注: 适用门板厚度1-10mm	Feature Description: Material: zinc alloy lock shell, lock cylinder, A3 steel inner sleeve/lock piece Surface treatment: black, chrome plated Structural function: through the key rotation lock cylinder to achieve up and down telescopic closing and opening Uses: generally used for LED light boxes, air compressors, distribution cabinets, chassis, machinery, machine tools and other sheet metal boxes Remarks: Applicable door panel thickness 1-10mm
限位 Door stop				
铰链 Hinge				
冷库把手 Handle latch				
磁吸 Magnet catch	 MS816-3S-2D	 MS816-3S-2B	特征说明: 材 质: 锌合金锁壳, 锁芯, A3钢内套/锁片 表面处理: 黑色、镀铬 结构功能: 通过钥匙旋转锁芯实现上下伸缩关闭开启 用 途: 一般适用于LED灯箱, 空压机, 配电箱, 机箱, 机床, 机床等钣金箱体使用 备 注: 适用门板厚度1-10mm	Feature Description: Material: zinc alloy lock shell, lock cylinder, A3 steel inner sleeve/lock piece Surface treatment: black, chrome plated Structural function: through the key rotation lock cylinder to achieve up and down telescopic closing and opening Uses: generally used for LED light boxes, air compressors, distribution cabinets, chassis, machinery, machine tools and other sheet metal boxes Remarks: Applicable door panel thickness 1-10mm
附件 Accessories				

把手锁 Handle lock	 MS816-3S-2C	 MS816-3S-2CS	特征说明: 材 质: 锌合金锁壳, 锁芯, A3钢内套/锁片 表面处理: 黑色、镀铬 结构功能: 通过钥匙旋转锁芯实现上下伸缩关闭开启 用 途: 一般适用于LED灯箱, 空压机, 配电箱, 机箱, 机床, 机床等钣金箱体使用 备 注: 适用门板厚度1-10mm	Feature Description: Material: zinc alloy lock shell, lock cylinder, A3 steel inner sleeve/lock piece Surface treatment: black, chrome plated Structural function: through the key rotation lock cylinder to achieve up and down telescopic closing and opening Uses: generally used for LED light boxes, air compressors, distribution cabinets, chassis, machinery, machine tools and other sheet metal boxes Remarks: Applicable door panel thickness 1-10mm
圆柱锁 Cylinder lock				
平面锁 Plane lock				
连杆锁 Rod control lock				
面板锁 Panel lock	 MS816-3S-2D	 MS816-3S-2B	特征说明: 材 质: 锌合金锁壳, 锁芯, A3钢内套/锁片 表面处理: 黑色、镀铬 结构功能: 通过钥匙旋转锁芯实现上下伸缩关闭开启 用 途: 一般适用于LED灯箱, 空压机, 配电箱, 机箱, 机床, 机床等钣金箱体使用 备 注: 适用门板厚度1-10mm	Feature Description: Material: zinc alloy lock shell, lock cylinder, A3 steel inner sleeve/lock piece Surface treatment: black, chrome plated Structural function: through the key rotation lock cylinder to achieve up and down telescopic closing and opening Uses: generally used for LED light boxes, air compressors, distribution cabinets, chassis, machinery, machine tools and other sheet metal boxes Remarks: Applicable door panel thickness 1-10mm
搭扣锁 Tonggle and hook				
拉手 Handles				
限位 Door stop				
铰链 Hinge	 MS816-3S-2A	 MS816-3S-2B	特征说明: 材 质: 锌合金锁壳, 锁芯, A3钢内套/锁片 表面处理: 黑色、镀铬 结构功能: 通过钥匙旋转锁芯实现上下伸缩关闭开启 用 途: 一般适用于LED灯箱, 空压机, 配电箱, 机箱, 机床, 机床等钣金箱体使用 备 注: 适用门板厚度1-10mm	Feature Description: Material: zinc alloy lock shell, lock cylinder, A3 steel inner sleeve/lock piece Surface treatment: black, chrome plated Structural function: through the key rotation lock cylinder to achieve up and down telescopic closing and opening Uses: generally used for LED light boxes, air compressors, distribution cabinets, chassis, machinery, machine tools and other sheet metal boxes Remarks: Applicable door panel thickness 1-10mm
冷库把手 Handle latch				
磁吸 Magnet catch				
附件 Accessories				

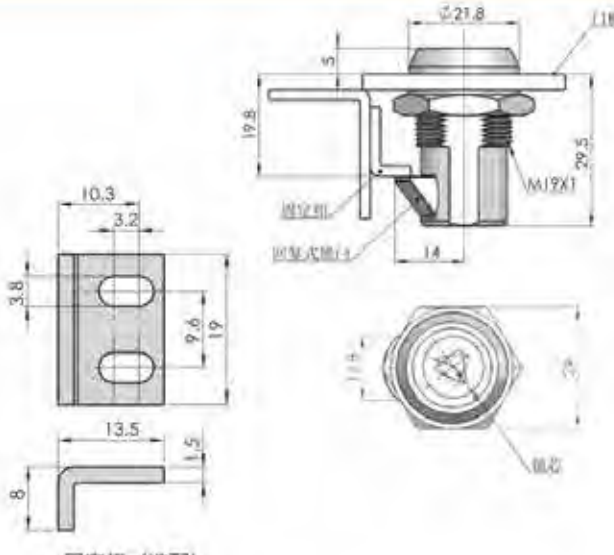



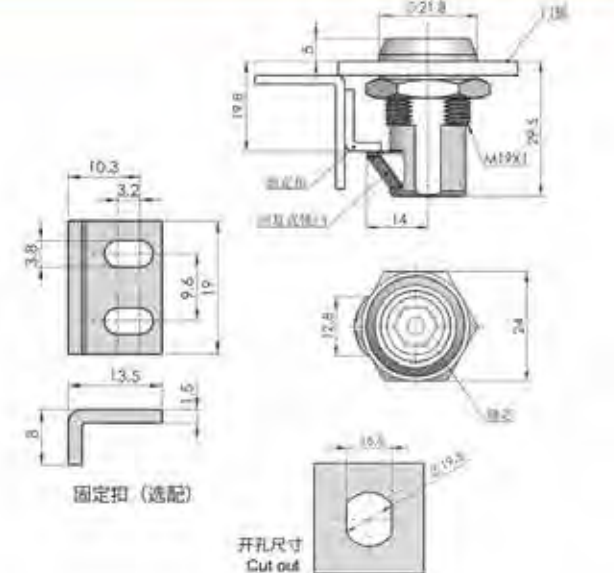





Feature Description:
 Material: zinc alloy lock shell, lock cylinder, A3 steel inner sleeve/lock piece
 Surface treatment: black, chrome plated
 Structural function: through the key rotation lock cylinder to achieve up and down telescopic closing and opening
 Uses: generally used for LED light boxes, air compressors, distribution cabinets, chassis, machinery, machine tools and other sheet metal boxes
 Remarks: Applicable door panel thickness 1-10mm

特征说明:
 材 质: 锌合金锁壳, 锁芯, A3钢内套/锁片
 表面处理: 黑色、镀铬
 结构功能: 通过钥匙旋转锁芯实现上下伸缩关闭开启
 用 途: 一般适用于LED灯箱, 空压机, 配电箱, 机箱, 机床, 机床等钣金箱体使用
 备 注: 适用门板厚度1-10mm

把手锁 Handle lock	 MS817-1A	 不可调型 可调型	特征说明: >材 质: 锌合金锁壳, 锁芯, A3钢内套/锁片 >表面处理: 黑色, 镀铬 >结构功能: 通过钥匙旋转锁芯实现上下伸缩关闭开启 >用 途: 一般适用于LED灯箱、空压机、配电箱、机箱、机械、机床等钣金箱体使用 >备 注: 适用门板厚度1-10mm
圆柱锁 Cylinder lock			
平面锁 Plane lock			
连杆锁 Rod control lock			
面板锁 Panel lock	 MS823-1A	 不可调型	Feature Description: Material: zinc alloy lock shell, lock cylinder, A3 steel inner sleeve/lock piece Surface treatment: black, chrome plated Structural function: through the key rotation lock cylinder to achieve up and down telescopic closing and opening Uses: generally used for LED light boxes, air compressors, distribution cabinets, chassis, machinery, machine tools and other sheet metal boxes Remarks: Applicable door panel thickness 1-10mm
搭扣锁 Tonggle and hook			
拉手 Handles			
限位 Door stop			
铰链 Hinge	 MS825-3	 行程5	Feature Description: Material: zinc alloy lock shell, lock cylinder, lock tongue Surface treatment: chrome plating Structural function: open by key rotation 90°, close the door and lock itself Uses: Generally suitable for distribution boxes, electrical cabinets, elevator boxes, small control boxes, cash registers and other sheet metal boxes Remarks: Applicable door panel thickness 1-10mm
冷库把手 Handle latch			
磁吸 Magnet catch			
附件 Accessories			

把手锁 Handle lock	 MS825	 固定扣 (选配)	特征说明: >材 质: 锌合金锁壳, 锁芯, 锁舌 >表面处理: 镀铬 >结构功能: 通过钥匙旋转90°开启, 关门自行锁闭 >用 途: 一般适用于配电箱、电柜、电梯箱、小型控制箱、收银箱等各种钣金箱体使用 >备 注: 适用门板厚度1-10mm
圆柱锁 Cylinder lock			
平面锁 Plane lock			
连杆锁 Rod control lock			
面板锁 Panel lock	 MS825-2	 行程5	Feature Description: Material: zinc alloy lock shell, lock cylinder, lock tongue Surface treatment: chrome plating Structural function: open by key rotation 90°, close the door and lock itself Uses: Generally suitable for distribution boxes, electrical cabinets, elevator boxes, small control boxes, cash registers and other sheet metal boxes Remarks: Applicable door panel thickness 1-10mm
搭扣锁 Tonggle and hook			
拉手 Handles			
限位 Door stop			
铰链 Hinge	 MS825-3	 行程5	Feature Description: Material: zinc alloy lock shell, lock cylinder, lock tongue Surface treatment: chrome plating Structural function: open by key rotation 90°, close the door and lock itself Uses: Generally suitable for distribution boxes, electrical cabinets, elevator boxes, small control boxes, cash registers and other sheet metal boxes Remarks: Applicable door panel thickness 1-10mm
冷库把手 Handle latch			
磁吸 Magnet catch			
附件 Accessories			

 <p>固定扣 (选配)</p>	<div>   </div>  <p>MS826-3</p> <div> 把手锁 Handle lock 圆柱锁 Cylinder lock 平面锁 Plane lock 连杆锁 Rod control lock 面板锁 Panel lock 搭扣锁 Hook Tongue and Lock </div>
<p>Feature Description:</p> <p>Material: zinc alloy lock shell, lock cylinder, lock tongue</p> <p>Surface treatment: chrome plating</p> <p>Structural function: open by key rotation 90° , close the door and lock itself</p> <p>Uses: Generally suitable for distribution boxes, electrical cabinets, elevator boxes, small control boxes, cash registers and other sheet metal boxes</p> <p>Remarks: Applicable door panel thickness 1-10mm</p>	<p>特征说明:</p> <p>材 质: 锌合金锁壳、锁芯、锁舌</p> <p>表面处理: 镀铬</p> <p>结构功能: 通过钥匙旋转90°开启, 关门自行锁闭</p> <p>用 途: 一般适用于配电箱、电柜、电梯箱、小型控制箱、收银箱等各种钣金箱体使用</p> <p>备 注: 适用门板厚度1-10mm</p>
 <p>固定扣 (选配)</p> <p>开孔尺寸 Cut out</p>	<div>   </div>  <p>MS826-4</p> <div> 拉手 Handles 限位 Door stop 铰链 Hinge 冷库把手 Handle latch 磁吸 Magnet catch 附件 Accessories </div>
<p>Feature Description:</p> <p>Material: zinc alloy lock shell, lock cylinder, lock tongue</p> <p>Surface treatment: chrome plating</p> <p>Structural function: open by key rotation 90° , close the door and lock itself</p> <p>Uses: Generally suitable for distribution boxes, electrical cabinets, elevator boxes, small control boxes, cash registers and other sheet metal boxes</p> <p>Remarks: Applicable door panel thickness 1-10mm</p>	<p>特征说明:</p> <p>材 质: 锌合金锁壳、锁芯、锁舌</p> <p>表面处理: 镀铬</p> <p>结构功能: 通过钥匙旋转90°开启, 关门自行锁闭</p> <p>用 途: 一般适用于配电箱、电柜、电梯箱、小型控制箱、收银箱等各种钣金箱体使用</p> <p>备 注: 适用门板厚度1-10mm</p>

把手锁
Handle lock

圆柱锁
Cylinder lock

平面锁
Plane lock

连杆锁
Rod control lock

面板锁
Panel lock

搭扣锁
Tonggle and hook

拉手
Handles

限位
Door stop

铰链
Hinge

冷库把手
Handle latch

磁吸
Magnet catch

附件
Accessories



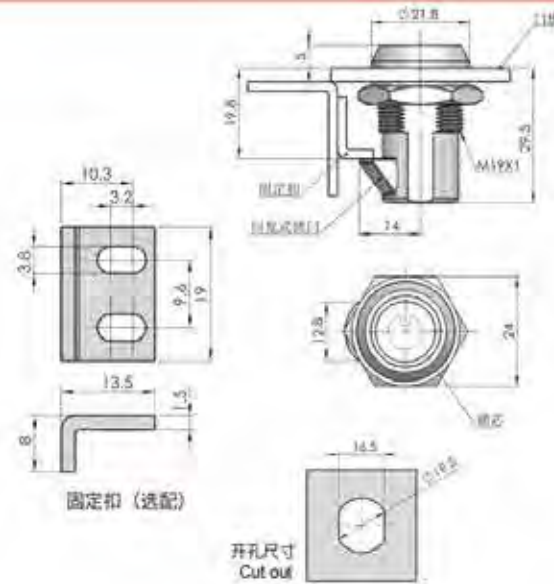
MS826-5

特征说明:

- 材料: 锌合金锁壳, 锁芯, 锁舌
- 表面处理: 镀铬
- 结构功能: 通过钥匙旋转90°开闭, 关门自行锁闭
- 用途: 一般适用于配电箱、电柜、电梯箱、小型控制箱、收银箱等各种钣金箱体使用
- 备注: 适用门板厚度1-10mm

Feature Description:

Material: zinc alloy lock shell, lock cylinder, lock tongue
Surface treatment: chrome plating
Structural function: open by key rotation 90°, close the door and lock itself
Uses: Generally suitable for distribution boxes, electrical cabinets, elevator boxes, small control boxes, cash registers and other sheet metal boxes
Remarks: Applicable door panel thickness 1-10mm



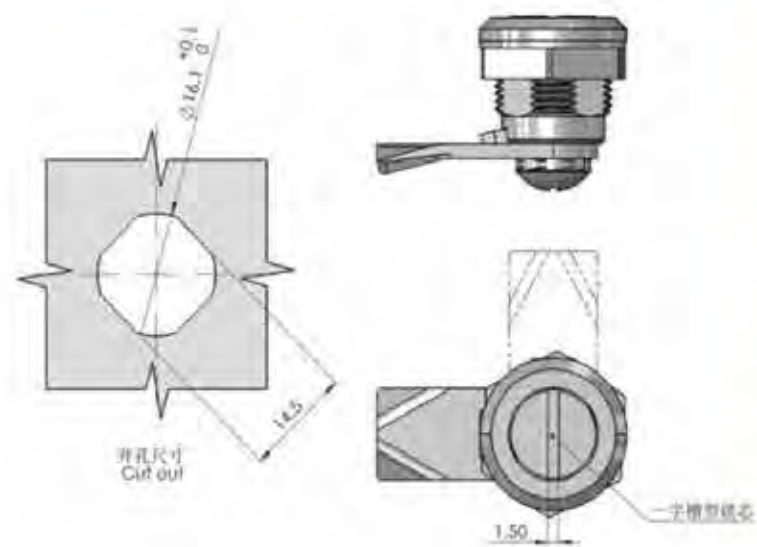
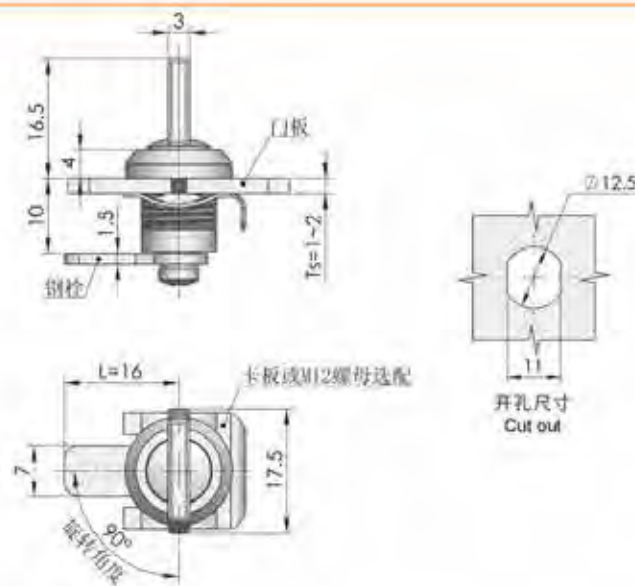
MS844

特征说明:

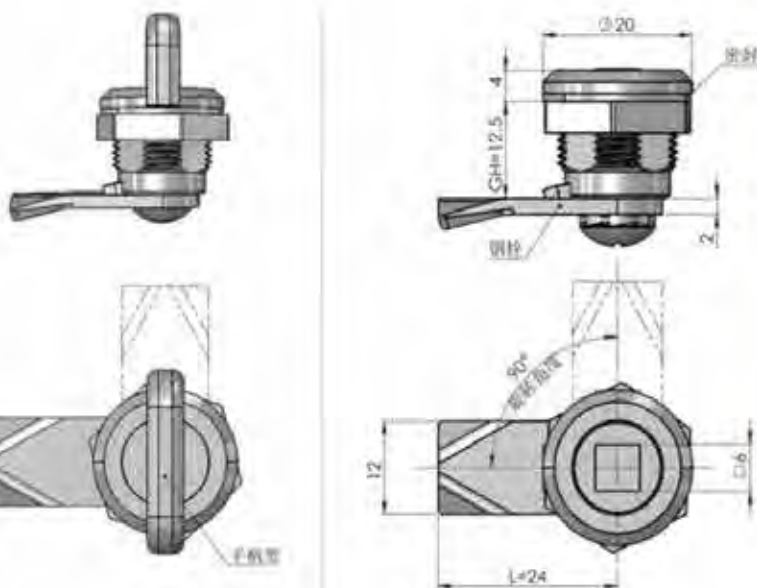
- 材料: 锌合金锁壳, 手柄, A3钢锁片
- 表面处理: 镀铬
- 结构功能: 通过手柄旋转90°, 实现左右开门
- 用途: 一般适用于文件柜、信报箱、机箱、电箱、机械设备及各种钣金箱体使用
- 备注: 适用门板厚度1-10mm

Feature Description:

Material: zinc alloy lock shell, plastic handle, A3 steel lock piece
Surface treatment: chrome plating
Structural function: rotate 90° through the handle to realize left and right door opening
Uses: Generally suitable for file cabinets, letter boxes, chassis, electrical boxes, mechanical equipment and various sheet metal boxes
Remarks: Applicable door panel thickness 1-10mm



MS845-1



MS845-1S

Feature Description:

Material: zinc alloy/SUS lock shell, handle, A3/SUS lock piece
Surface treatment: zinc alloy chrome plating, black, SUS mirror light
Structural function: 90° rotation by key, opening or closing
Uses: Generally suitable for file cabinets, letter boxes, chassis, electrical boxes, mechanical equipment and various rice boxes
Remarks: Applicable door panel thickness 1-10mm

特征说明:

- 材料: 锌合金/SUS锁壳, 手柄, A3/SUS锁片
- 表面处理: 锌合金镀铬, 黑色, SUS镜光
- 结构功能: 通过钥匙旋转90°, 开启或关闭
- 用途: 一般适用于文件柜、信报箱、机箱、电箱、机械设备及各种钣金箱体使用
- 备注: 适用门板厚度1-10mm

把手锁
Handle lock

圆柱锁
Cylinder lock

平面锁
Plane lock

连杆锁
Rod control lock

面板锁
Panel lock

搭扣锁
Tonggle and hook

拉手
Handles

限位
Door stop

铰链
Hinge

冷库把手
Handle latch

磁吸
Magnet catch

附件
Accessories

把手锁 Handle lock	<p>镀铬色</p> <p>黑光色</p> <p>红古色</p> <p>青古色</p> <p>金色</p> <p>MS846-20/25/30</p>	<p>镀铬色</p> <p>黑光色</p> <p>红古色</p> <p>青古色</p> <p>金色</p> <p>MS846-20/25/30</p>
圆柱锁 Cylinder lock		
平面锁 Plane lock		
连杆锁 Rod control lock		
面板锁 Panel lock		
搭扣锁 Tongue and hook		
拉手 Handles		
限位 Door stop		
铰链 Hinge	<p>镀铬色</p> <p>黑光色</p> <p>红古色</p> <p>青古色</p> <p>金色</p> <p>MS846-20/25/30</p>	<p>镀铬色</p> <p>黑光色</p> <p>红古色</p> <p>青古色</p> <p>金色</p> <p>MS846-20/25/30</p>
冷库把手 Handle latch		
磁吸 Magnet catch		
附件 Accessories		

特征说明:

材料: 锌合金锁壳, 把手, A3钢锁片

表面处理: 黑色、镀铬、金色、青古色等

结构功能: 通过调节密码旋转把手开启或关闭

用途: 一般适用于文件柜、抽屉柜、更衣柜、铁皮箱柜等钣金箱体使用

备注: 适用门板厚度1-15mm

Feature Description:

Material: zinc alloy lock case, handle, A3 steel lock piece

Surface treatment: black, chrome, gold, cyan, etc

Structural function: Turn the handle on or off by adjusting the password

Uses: Generally suitable for use of sheet metal boxes such as file cabinets, drawer cabinets, lockers, and iron cabinets

Remarks: Applicable door panel thickness 1-15mm

把手锁 Handle lock	<p>MS846-2/20</p>	<p>MS846-2/20</p>
圆柱锁 Cylinder lock		
平面锁 Plane lock		
连杆锁 Rod control lock		
面板锁 Panel lock		
搭扣锁 hook Tongue and hook		
拉手 Handles		
限位 Door stop		
铰链 Hinge	<p>MS846-2/25</p>	<p>MS846-2/25</p>
冷库把手 Handle latch		
磁吸 Magnet catch		
附件 Accessories		

特征说明:

材料: 锌合金锁壳, 把手, A3钢锁片

表面处理: 黑色、镀铬、金色、青古色等

结构功能: 通过调节密码旋转把手开启或关闭

用途: 一般适用于文件柜、抽屉柜、更衣柜、铁皮箱柜等钣金箱体使用

备注: 适用门板厚度1-15mm

Feature Description:

Material: zinc alloy lock case, handle, A3 steel lock piece


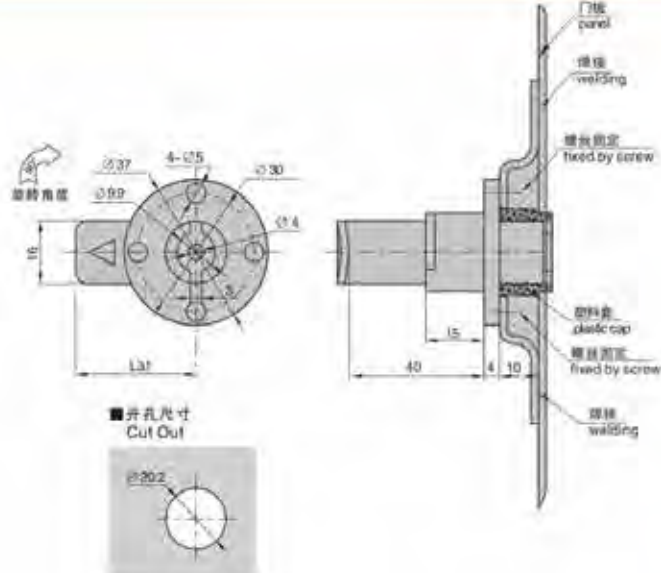

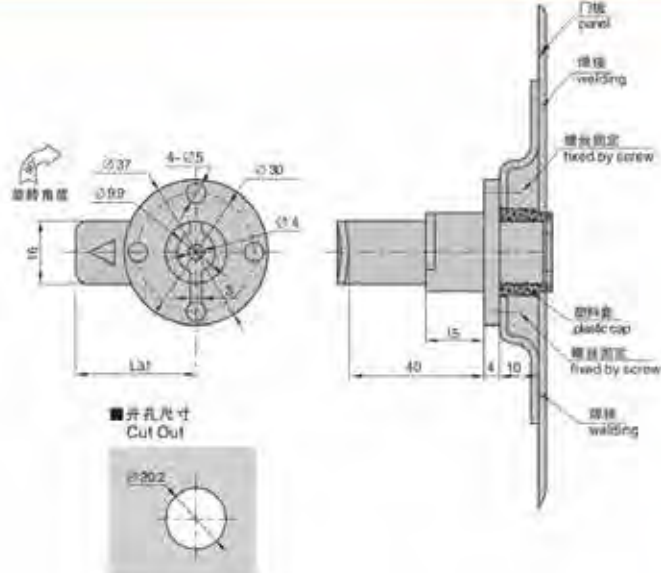

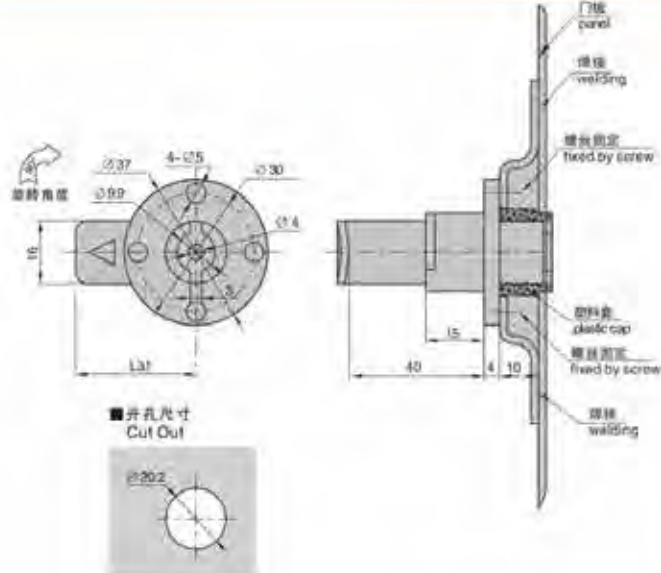
Surface treatment: black, chrome, gold, cyan, etc


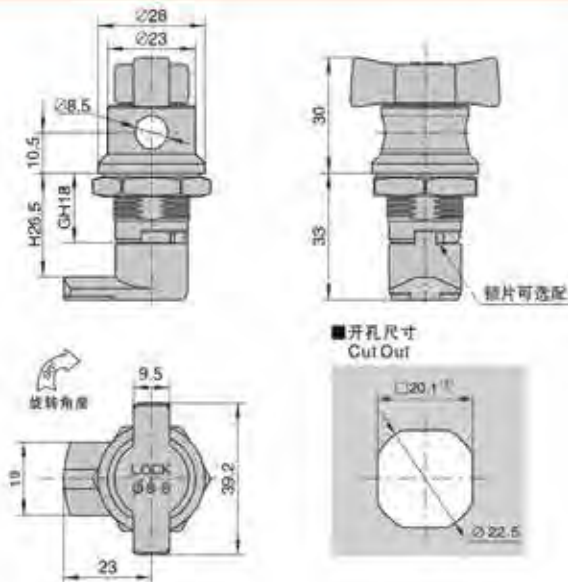
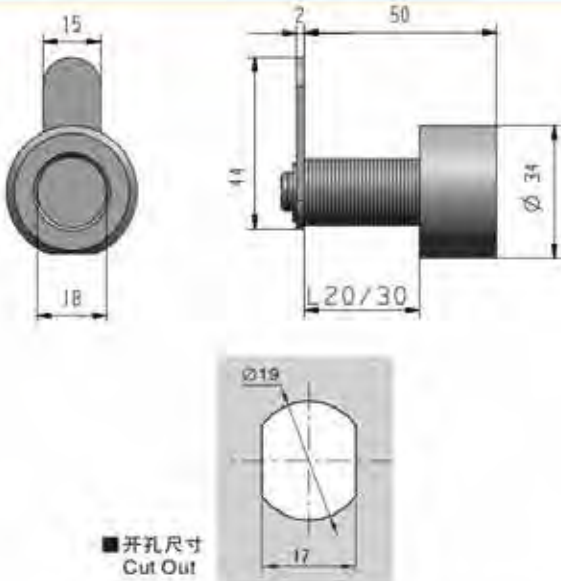
Structural function: Turn the handle on or off by adjusting the password

Uses: Generally suitable for use of sheet metal boxes such as file cabinets, drawer cabinets, lockers, and iron cabinets


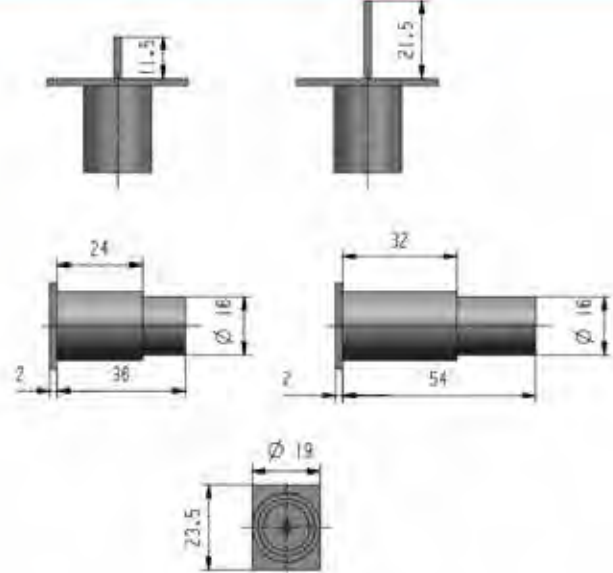

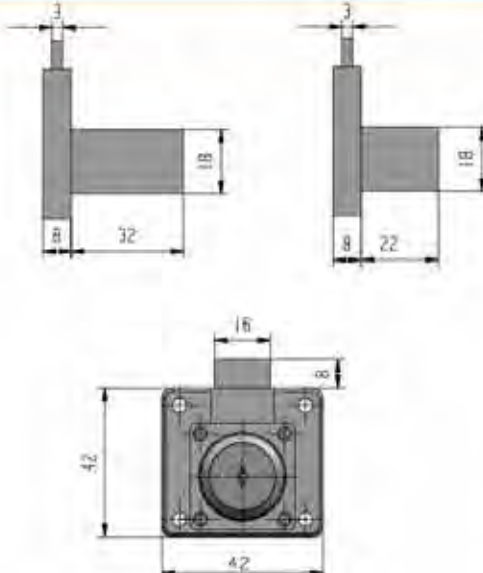

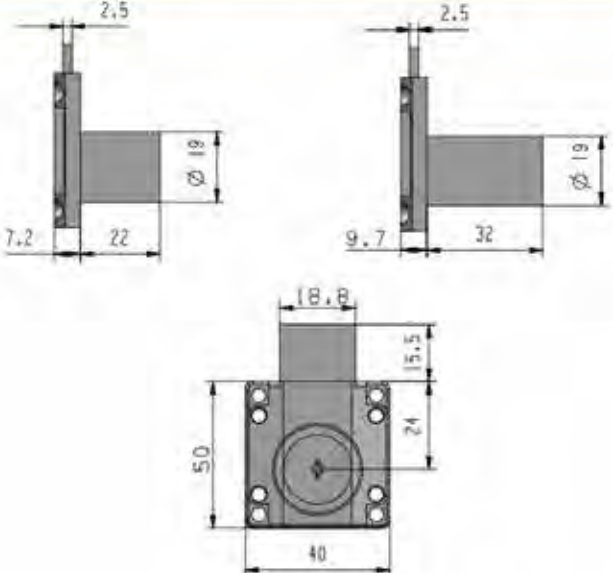
Remarks: Applicable door panel thickness 1-15mm


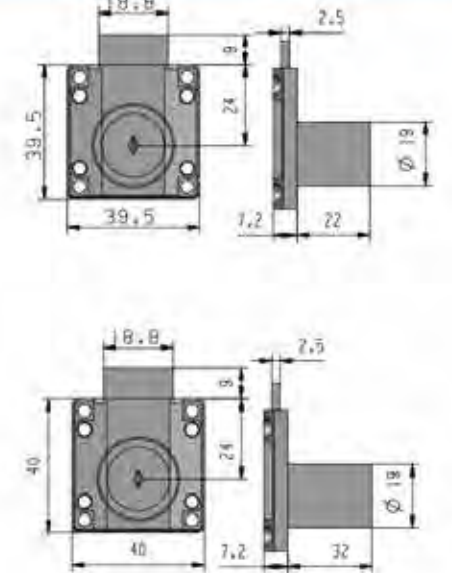

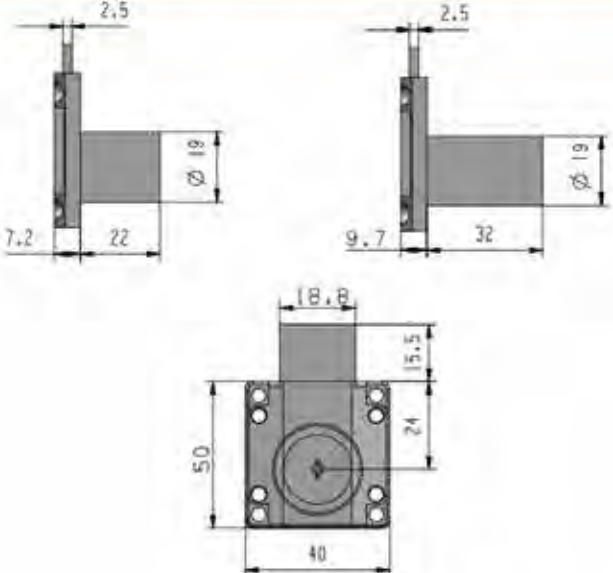

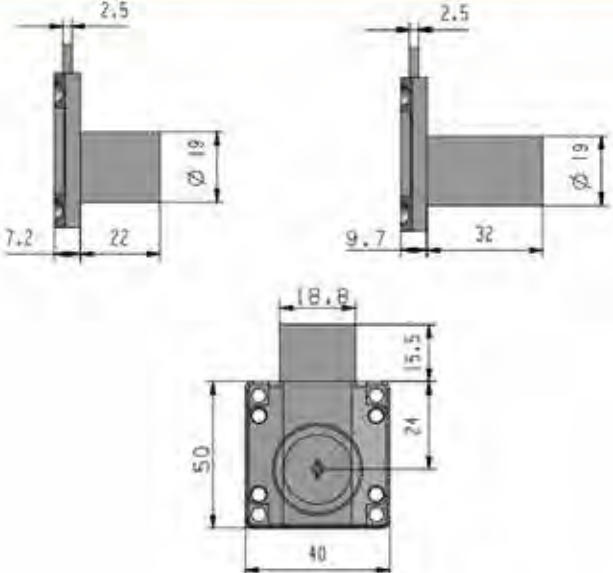
把手锁 Handle lock	 <p>企业锁MS9001</p>	 <p>开孔尺寸/Cut out</p>	<p>特征说明:</p> <ul style="list-style-type: none"> 材 质: PA塑胶 表面处理: 黑色 结构功能: 通过钥匙旋转90°, 开启或关闭 用 途: 一般适用于机箱、机柜、配电箱、机械、机床及钣金箱体使用 备 注: 适应门板厚度1-10mm
圆柱锁 Cylinder lock			
平面锁 Plane lock			
连杆锁 Rod control lock			
面板锁 Panel lock	 <p>MS9002-1/2 多米诺门锁</p>	 <p>开孔尺寸/Cut out</p>	<p>Feature Description:</p> <p>Material: PA plastic</p> <p>Surface treatment: black</p> <p>Structural function: 90° rotation by key to achieve opening or closing</p> <p>Uses: Generally suitable for chassis, cabinets, distribution boxes, machinery, machine tools and sheet metal boxes</p> <p>Remarks: Adapt to the thickness of the door panel 1-10mm</p>
搭扣锁 Tonggle and hook			
拉手 Handles			
限位 Door stop			
铰链 Hinge	 <p>GGD-1</p>	 <p>开孔尺寸/Cut Out</p>	<p>Feature Description:</p> <p>Material: zinc alloy, A3 cold rolled plate</p> <p>Surface treatment: chrome plating</p> <p>Structural function: 90° rotation by key to achieve opening or closing</p> <p>Uses: Generally suitable for chassis, cabinets, distribution boxes, machinery, machine tools and sheet metal boxes</p> <p>Remarks: Adapt to the thickness of the door panel 1-10mm</p>
冷库把手 Handle latch			
磁吸 Magnet catch			
附件 Accessories			


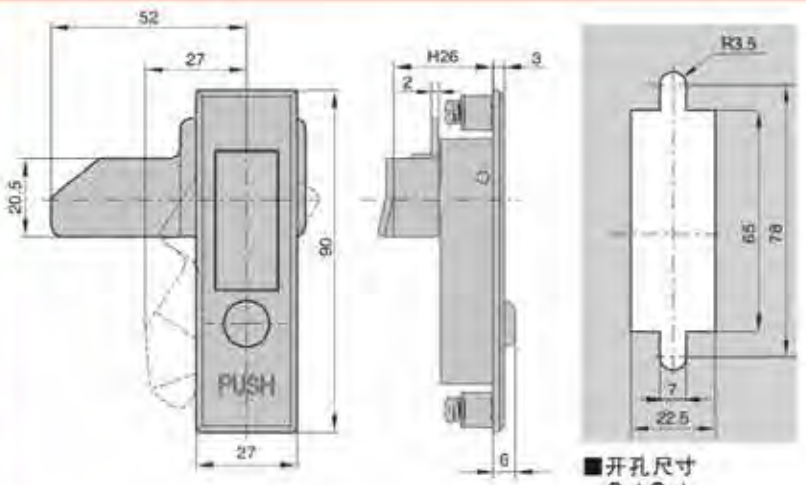

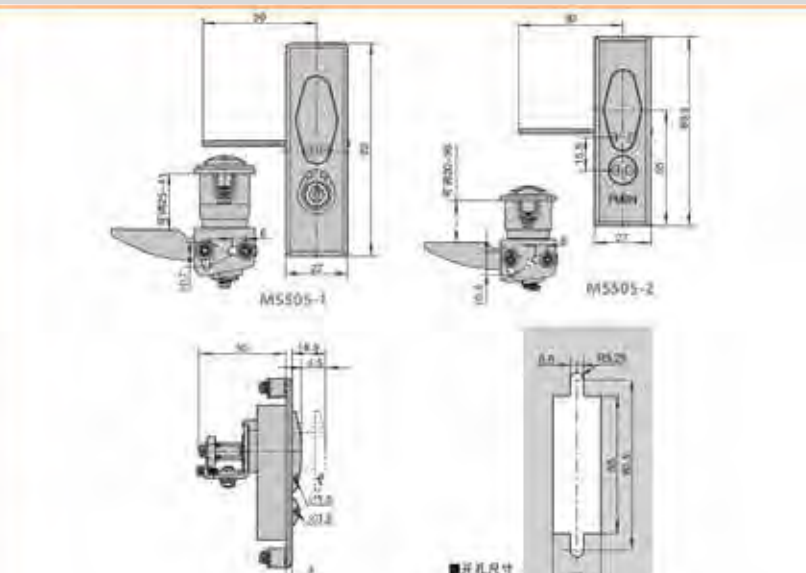

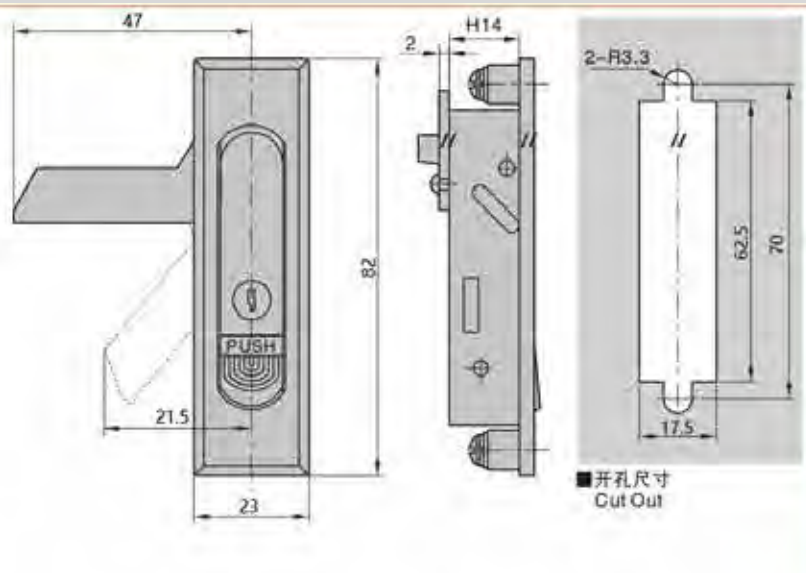
把手锁 Handle lock	 <p>GGD-2</p>	 <p>开孔尺寸/Cut Out</p>	<p>Feature Description:</p> <p>Material: zinc alloy, PA</p> <p>Surface treatment: chrome plating</p> <p>Structural function: 90° rotation by key to achieve opening or closing</p> <p>Uses: Generally suitable for chassis, cabinets, distribution boxes, machinery, machine tools and sheet metal boxes</p> <p>Remarks: Adapt to the thickness of the door panel 1-10mm</p>
圆柱锁 Cylinder lock			
平面锁 Plane lock			
连杆锁 Rod control lock			
面板锁 Panel lock	 <p>GGD-2</p>	 <p>开孔尺寸/Cut Out</p>	<p>Feature Description:</p> <p>Material: zinc alloy, A3 cold rolled plate</p> <p>Surface treatment: chrome plating</p> <p>Structural function: 90° rotation by key to achieve opening or closing</p> <p>Uses: Generally suitable for chassis, cabinets, distribution boxes, machinery, machine tools and sheet metal boxes</p> <p>Remarks: Adapt to the thickness of the door panel 1-10mm</p>
搭扣锁 Tonggle and hook			
拉手 Handles			
限位 Door stop			
铰链 Hinge	 <p>GGD-2</p>	 <p>开孔尺寸/Cut Out</p>	<p>Feature Description:</p> <p>Material: zinc alloy, PA</p> <p>Surface treatment: chrome plating</p> <p>Structural function: 90° rotation by key to achieve opening or closing</p> <p>Uses: Generally suitable for chassis, cabinets, distribution boxes, machinery, machine tools and sheet metal boxes</p> <p>Remarks: Adapt to the thickness of the door panel 1-10mm</p>
冷库把手 Handle latch			
磁吸 Magnet catch			
附件 Accessories			


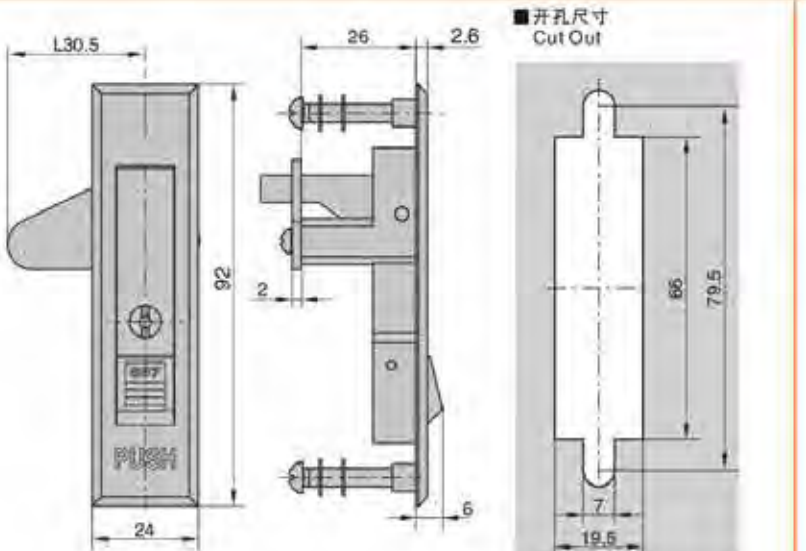

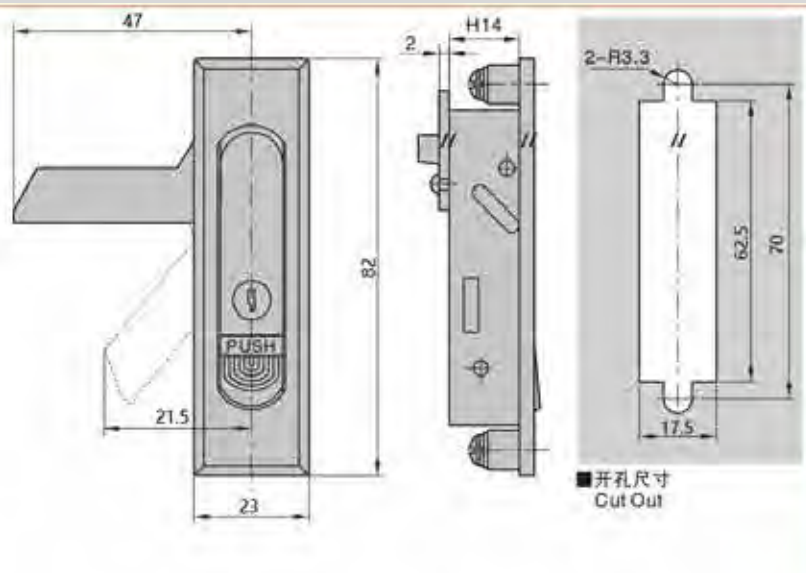

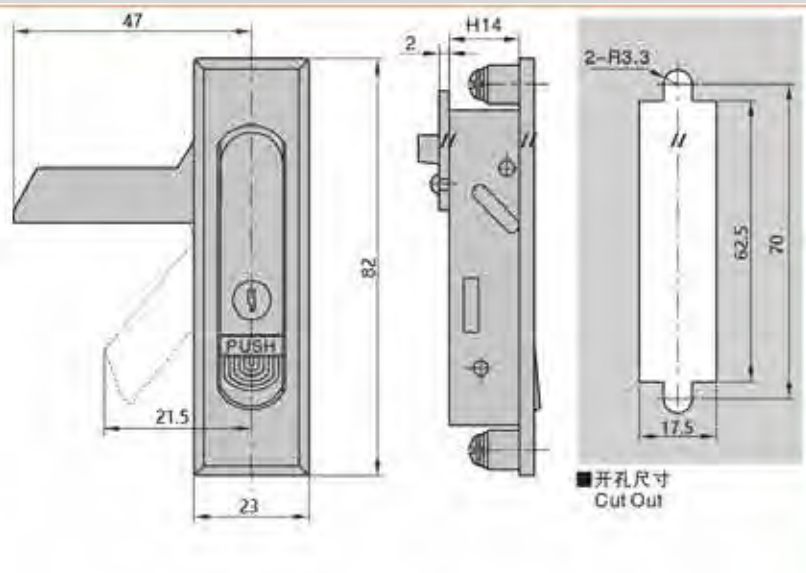
把手锁 Handle lock	 <p>MS900-3</p>		<p>特征说明:</p> <p>材 质: 锌合金锁壳, 塑料手柄, A3钢锁片</p> <p>表面处理: 镀铬</p> <p>结构功能: 通过钥匙旋转90°, 实现开锁或关闭</p> <p>用 途: 一般适用于文件柜, 信报箱, 机箱, 配电箱, 机械设备及各种钣金箱体使用</p> <p>备 注: 适用门板厚度1-10mm</p>	<p>Feature Description:</p> <p>Material: zinc alloy lock shell, plastic handle, A3 steel lock piece</p> <p>Surface treatment: chrome plating</p> <p>Structural function: 90° rotation by key to achieve opening or closing</p> <p>Uses: Generally suitable for file cabinets, letter boxes, chassis, electrical boxes, mechanical equipment and various sheet metal boxes</p> <p>Remarks: Applicable door panel thickness 1-10mm</p>
圆柱锁 Cylinder lock				
平面锁 Plane lock				
连杆锁 Rod control lock				
面板锁 Panel lock	 <p>MS9005-1/20/30</p>		<p>特征说明:</p> <p>材 质: 锌合金锁壳, 塑料手柄, A3钢锁片</p> <p>表面处理: 镀铬</p> <p>结构功能: 通过指纹开启, 左右旋转切换锁片</p> <p>用 途: 一般适用于文件柜, 床头柜, 密码箱, 家具办公桌等各种钣金木门箱体使用</p> <p>备 注: 适用门板厚度1-15mm</p>	<p>Feature Description:</p> <p>Material: zinc alloy lock shell, plastic handle, A3 steel lock piece</p> <p>Surface treatment: chrome plating</p> <p>Structural function: open by fingerprint, rotate left and right to exchange the lock piece</p> <p>Uses: Generally suitable for file cabinets, bedside tables, lockboxes, furniture desks and other sheet metal door cabinets</p> <p>Remarks: Applicable door panel thickness 1-15mm</p>
搭扣锁 Tonggle and hook				
拉手 Handles				
限位 Door stop				
铰链 Hinge	 <p>MS1005-22/32</p>		<p>特征说明:</p> <p>材 质: 锌合金锁壳, 锁芯, A3钢锁片</p> <p>表面处理: 镀铬</p> <p>结构功能: 通过指纹开启, 左右旋转切换锁片</p> <p>用 途: 一般适用于文件柜, 床头柜, 密码箱, 家具办公桌等各种钣金木门箱体使用</p> <p>备 注: 适用门板厚度1-15mm</p>	<p>Feature Description:</p> <p>Material: zinc alloy lock shell, plastic handle, A3 steel lock piece</p> <p>Surface treatment: chrome plating</p> <p>Structural function: open by fingerprint, rotate left and right to exchange the lock piece</p> <p>Uses: Generally suitable for file cabinets, bedside tables, lockboxes, furniture desks and other sheet metal door cabinets</p> <p>Remarks: Applicable door panel thickness 1-15mm</p>
冷库把手 Handle latch				
磁吸 Magnet catch				
附件 Accessories				

把手锁 Handle lock	 <p>MS9006-1/22/33</p>		<p>特征说明:</p> <p>材 质: 锌合金锁壳, 塑料手柄, A3钢锁片</p> <p>表面处理: 镀铬</p> <p>结构功能: 通过指纹开启, 左右旋转切换锁片</p> <p>用 途: 一般适用于文件柜, 床头柜, 密码箱, 家具办公桌等各种钣金木门箱体使用</p> <p>备 注: 适用门板厚度1-15mm</p>	<p>Feature Description:</p> <p>Material: zinc alloy lock shell, plastic handle, A3 steel lock piece</p> <p>Surface treatment: chrome plating</p> <p>Structural function: open by fingerprint, rotate left and right to exchange the lock piece</p> <p>Uses: Generally suitable for file cabinets, bedside tables, lockboxes, furniture desks and other sheet metal door cabinets</p> <p>Remarks: Applicable door panel thickness 1-15mm</p>
圆柱锁 Cylinder lock				
平面锁 Plane lock				
连杆锁 Rod control lock				
面板锁 Panel lock	 <p>MS1005-22/32</p>		<p>特征说明:</p> <p>材 质: 锌合金锁壳, 锁芯, A3钢锁片</p> <p>表面处理: 镀铬</p> <p>结构功能: 通过指纹开启, 左右旋转切换锁片</p> <p>用 途: 一般适用于文件柜, 床头柜, 密码箱, 家具办公桌等各种钣金木门箱体使用</p> <p>备 注: 适用门板厚度1-15mm</p>	<p>Feature Description:</p> <p>Material: zinc alloy lock shell, plastic handle, A3 steel lock piece</p> <p>Surface treatment: chrome plating</p> <p>Structural function: open by fingerprint, rotate left and right to exchange the lock piece</p> <p>Uses: Generally suitable for file cabinets, bedside tables, lockboxes, furniture desks and other sheet metal door cabinets</p> <p>Remarks: Applicable door panel thickness 1-15mm</p>
搭扣锁 hook				
拉手 Handles				
限位 Door stop				
铰链 Hinge	 <p>MS1005-22/32</p>		<p>特征说明:</p> <p>材 质: 锌合金锁壳, 锁芯, A3钢锁片</p> <p>表面处理: 镀铬</p> <p>结构功能: 通过指纹开启, 左右旋转切换锁片</p> <p>用 途: 一般适用于文件柜, 床头柜, 密码箱, 家具办公桌等各种钣金木门箱体使用</p> <p>备 注: 适用门板厚度1-15mm</p>	<p>Feature Description:</p> <p>Material: zinc alloy lock shell, plastic handle, A3 steel lock piece</p> <p>Surface treatment: chrome plating</p> <p>Structural function: open by fingerprint, rotate left and right to exchange the lock piece</p> <p>Uses: Generally suitable for file cabinets, bedside tables, lockboxes, furniture desks and other sheet metal door cabinets</p> <p>Remarks: Applicable door panel thickness 1-15mm</p>
冷库把手 Handle latch				
磁吸 Magnet catch				
附件 Accessories				

把手锁 Handle lock	 MS1005B-22/33		特征说明: >材 质: 锌合金锁壳, 锁芯 >表面处理: 镀铬 >结构功能: 通过钥匙旋转90°开启, 锁芯按压关闭 >用 途: 一般适用于各种广告灯箱, 信报箱, 收钱箱, 售货机及各种钣金箱体使用 >备 注: 适用门板厚度1-10mm	Feature Description: Material: zinc alloy lock shell, plastic handle Surface treatment: chrome plating Structural function: 90° opening by key rotation, lock cylinder pressing and closing Uses: Generally suitable for all kinds of advertising light boxes, letter boxes, cash registers, vending machines and various sheet metal boxes Remarks: Applicable door panel thickness 1-10mm
圆柱锁 Cylinder lock				
平面锁 Plane lock				
连杆锁 Rod control lock				
面板锁 Panel lock	 MS1038-22/32		特征说明: >材 质: 锌合金锁壳, 锁芯, A3钢锁片 >表面处理: 镀铬 >结构功能: 通过钥匙开启或关闭 >用 途: 一般适用于文件柜, 床头柜, 密码箱, 家具办公桌等各种钣金木门箱体使用 >备 注: 适用门板厚度1-15mm	Feature Description: Material: zinc alloy lock shell, plastic handle, A3 steel lock piece Surface treatment: chrome plating Structural function: open or close by key Uses: Generally suitable for file cabinets, bedside tables, lockboxes, furniture desks and other sheet metal door cabinets Remarks: Applicable door panel thickness 1-15mm
搭扣锁 Tonggle and hook				
拉手 Handles				
限位 Door stop				
铰链 Hinge	 MS1039-22/32		特征说明: >材 质: 锌合金锁壳, 锁芯, A3钢锁片 >表面处理: 镀铬 >结构功能: 通过钥匙开启或关闭 >用 途: 一般适用于文件柜, 床头柜, 密码箱, 家具办公桌等各种钣金木门箱体使用 >备 注: 适用门板厚度1-15mm	Feature Description: Material: zinc alloy lock shell, plastic handle, A3 steel lock piece Surface treatment: chrome plating Structural function: open or close by key Uses: Generally suitable for file cabinets, bedside tables, lockboxes, furniture desks and other sheet metal door cabinets Remarks: Applicable door panel thickness 1-15mm
冷库把手 Handle latch				
磁吸 Magnet catch				
附件 Accessories				

把手锁 Handle lock	 MS1038B-22/32		特征说明: >材 质: 锌合金锁壳, 锁芯, A3钢锁片 >表面处理: 镀铬 >结构功能: 通过钥匙开启或关闭 >用 途: 一般适用于文件柜, 床头柜, 密码箱, 家具办公桌等各种钣金木门箱体使用 >备 注: 适用门板厚度1-15mm	Feature Description: Material: zinc alloy lock shell, plastic handle, A3 steel lock piece Surface treatment: chrome plating Structural function: open or close by key Uses: Generally suitable for file cabinets, bedside tables, lockboxes, furniture desks and other sheet metal door cabinets Remarks: Applicable door panel thickness 1-15mm
圆柱锁 Cylinder lock				
平面锁 Plane lock				
连杆锁 Rod control lock				
面板锁 Panel lock	 MS1039B-22/32		特征说明: >材 质: 锌合金锁壳, 锁芯, A3钢锁片 >表面处理: 镀铬 >结构功能: 通过钥匙开启或关闭 >用 途: 一般适用于文件柜, 床头柜, 密码箱, 家具办公桌等各种钣金木门箱体使用 >备 注: 适用门板厚度1-15mm	Feature Description: Material: zinc alloy lock shell, plastic handle, A3 steel lock piece Surface treatment: chrome plating Structural function: open or close by key Uses: Generally suitable for file cabinets, bedside tables, lockboxes, furniture desks and other sheet metal door cabinets Remarks: Applicable door panel thickness 1-15mm
搭扣锁 Tonggle and hook				
拉手 Handles				
限位 Door stop				
铰链 Hinge	 MS1039B-22/32		特征说明: >材 质: 锌合金锁壳, 锁芯, A3钢锁片 >表面处理: 镀铬 >结构功能: 通过钥匙开启或关闭 >用 途: 一般适用于文件柜, 床头柜, 密码箱, 家具办公桌等各种钣金木门箱体使用 >备 注: 适用门板厚度1-15mm	Feature Description: Material: zinc alloy lock shell, plastic handle, A3 steel lock piece Surface treatment: chrome plating Structural function: open or close by key Uses: Generally suitable for file cabinets, bedside tables, lockboxes, furniture desks and other sheet metal door cabinets Remarks: Applicable door panel thickness 1-15mm
冷库把手 Handle latch				
磁吸 Magnet catch				
附件 Accessories				

把手锁 Handle lock	 MS503	 ■开孔尺寸 Cut Out	特征说明: >材 质: 锌合金锁壳, 把手, 按键, A3钢锁片 >表面处理: 镀铬 >结构功能: 通过按钮打开按下把手锁闭, 分带锁无锁 >用 途: 一般适用于配电箱, 电箱, 机械, 机床, 自动化设备柜门体使用 >备 注: 适用门板厚度1-3mm
圆柱锁 Cylinder lock			
平面锁 Plane lock			
连杆锁 Rod control lock			
面板锁 Panel lock	 MS505-1 MS505-2	 ■开孔尺寸 Cut Out	Feature Description: Material: zinc alloy lock shell, handle, button, A3 steel lock piece Surface treatment: chrome plating Structural function: open and press the handle to lock by pressing the button, and the sub-belt lock is unlocked Uses: Generally suitable for distribution boxes, electrical boxes, machinery, machine tools, automation equipment cabinet door use Remarks: Applicable door panel thickness 1-3mm
搭扣锁 Tonggle and hook			
拉手 Handles			
限位 Door stop			
铰链 Hinge	 MS507-2	 ■开孔尺寸 Cut Out	Feature Description: Material: zinc alloy lock shell, handle, button, A3 steel lock piece Surface treatment: chrome plating Structural function: open and press the handle to lock by pressing the button, and the sub-belt lock is unlocked Uses: Generally suitable for distribution boxes, electrical boxes, machinery, machine tools, automation equipment cabinet door use Remarks: Applicable door panel thickness 1-3mm
冷库把手 Handle latch			
磁吸 Magnet catch			
附件 Accessories			

把手锁 Handle lock	 MS507	 ■开孔尺寸 Cut Out	特征说明: >材 质: 锌合金锁壳, 把手, 按钮, A3钢锁片 >表面处理: 镀铬 >结构功能: 通过按钮打开按下把手锁闭, 分带锁无锁 >用 途: 一般适用于配电箱, 电箱, 机械, 机床, 自动化设备柜门体使用 >备 注: 适用门板厚度1-3mm
圆柱锁 Cylinder lock			
平面锁 Plane lock			
连杆锁 Rod control lock			
面板锁 Panel lock	 MS507-2	 ■开孔尺寸 Cut Out	Feature Description: Material: zinc alloy lock shell, handle, button, A3 steel lock piece Surface treatment: chrome plating Structural function: open and press the handle to lock by pressing the button, and the sub-belt lock is unlocked Uses: Generally suitable for distribution boxes, electrical boxes, machinery, machine tools, automation equipment cabinet door use Remarks: Applicable door panel thickness 1-3mm
搭扣锁 Tonggle and hook			
拉手 Handles			
限位 Door stop			
铰链 Hinge	 MS507-2	 ■开孔尺寸 Cut Out	Feature Description: Material: zinc alloy lock shell, handle, button, A3 steel lock piece Surface treatment: chrome plating Structural function: open and press the handle to lock by pressing the button, and the sub-belt lock is unlocked Uses: Generally suitable for distribution boxes, electrical boxes, machinery, machine tools, automation equipment cabinet door use Remarks: Applicable door panel thickness 1-3mm
冷库把手 Handle latch			
磁吸 Magnet catch			
附件 Accessories			