
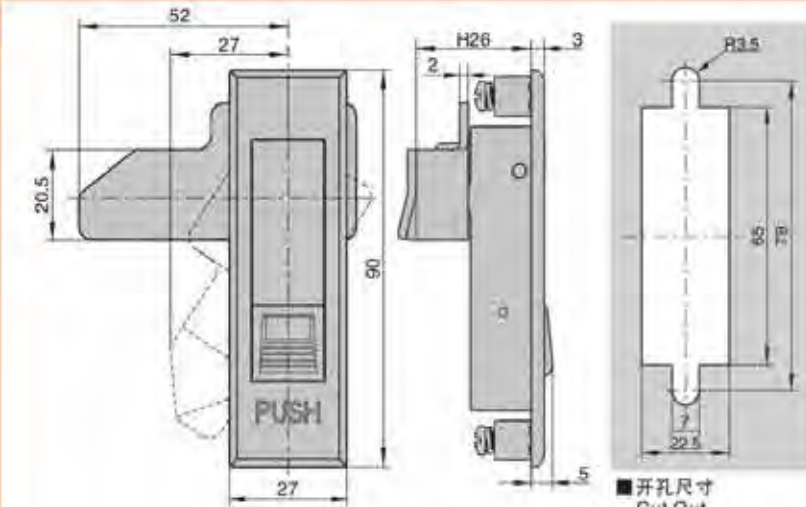

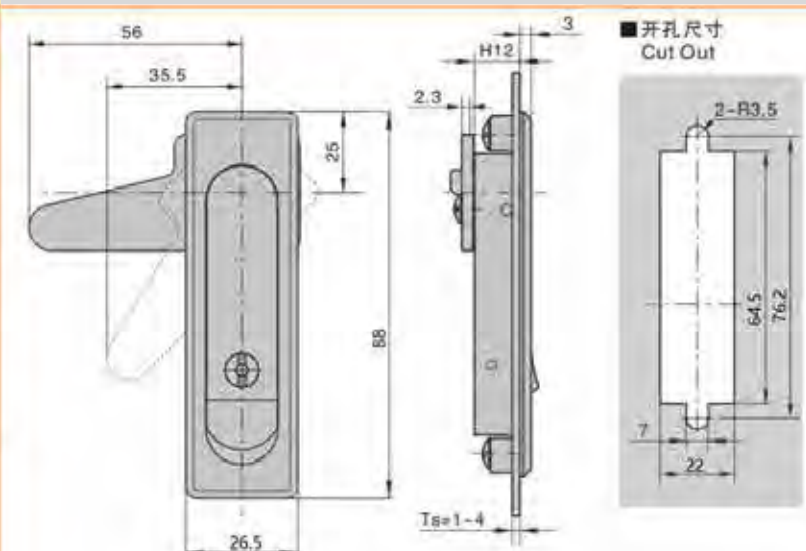

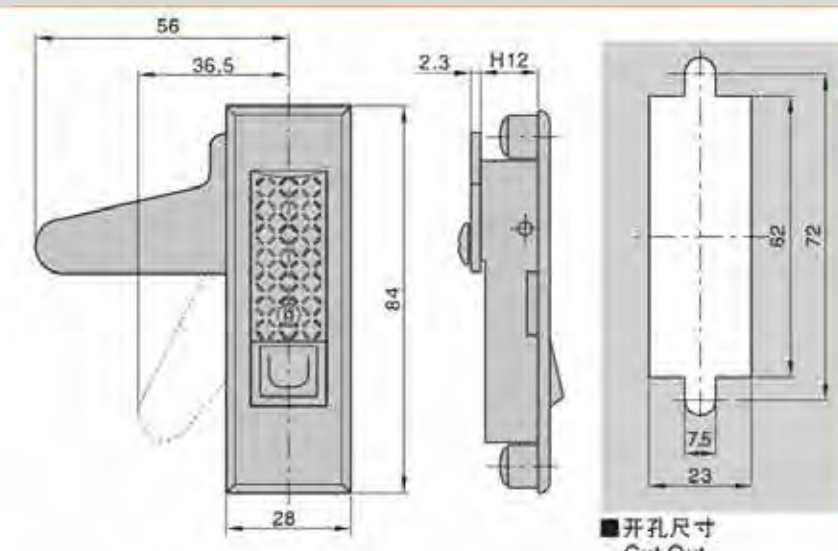

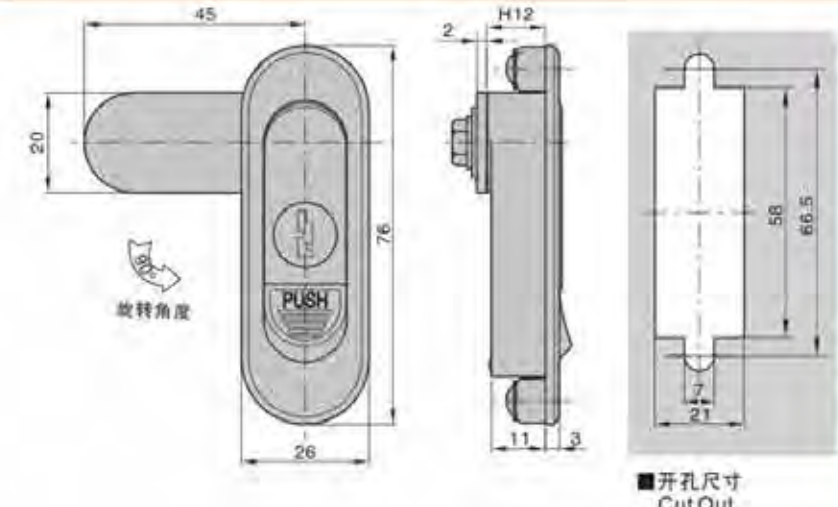

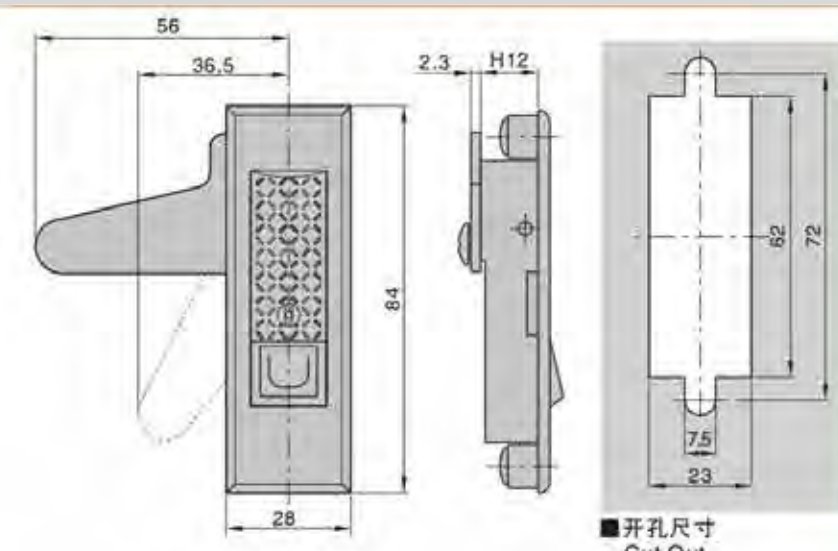

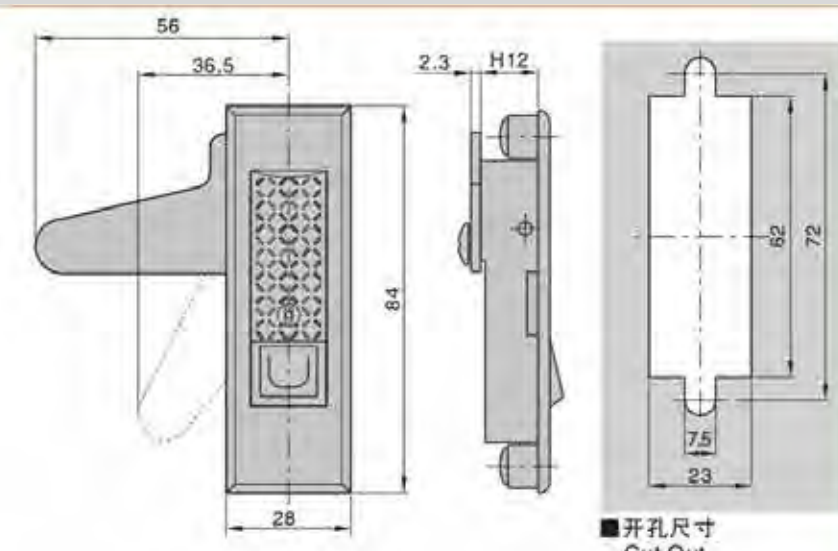
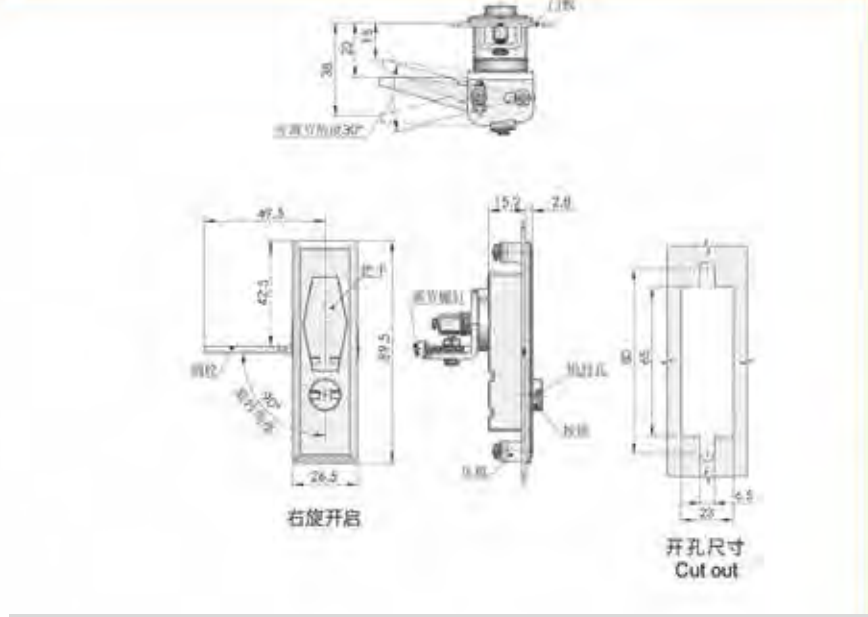

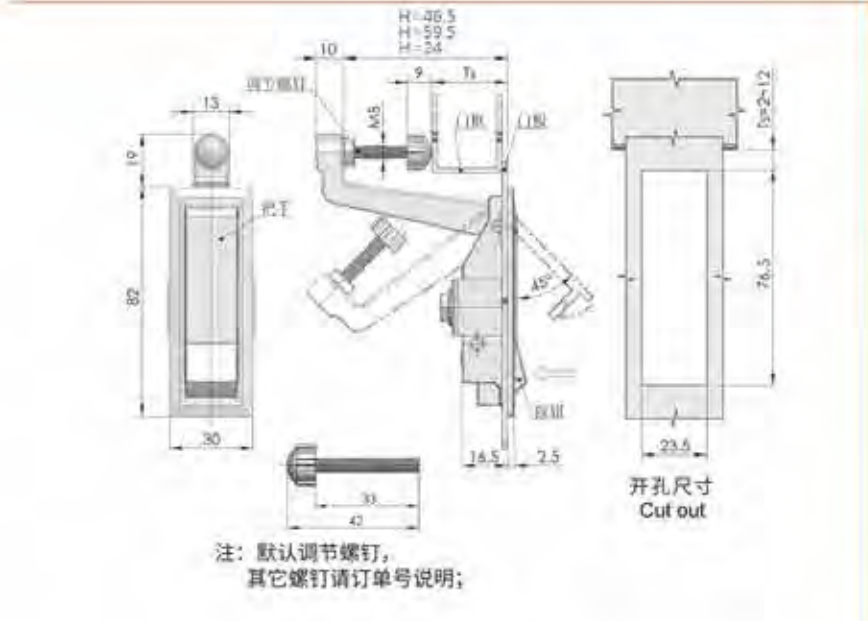




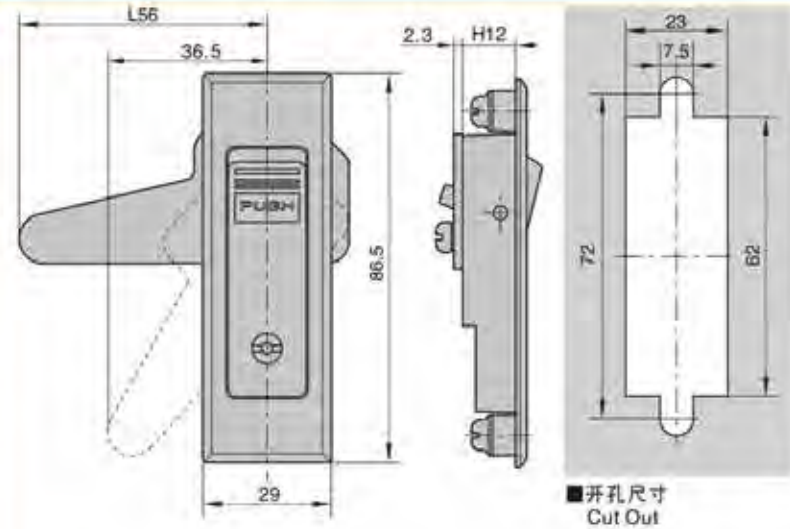


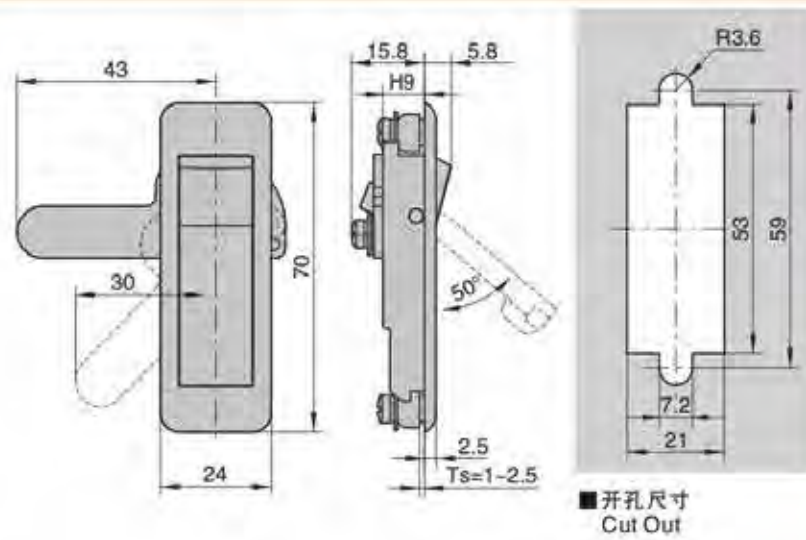

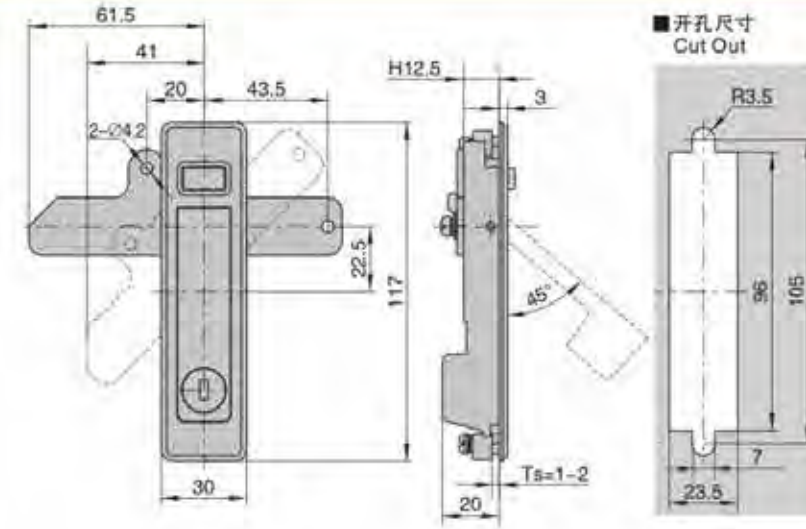


把手锁 Handle lock	 <p>MS509-1带锁 MS509-2无锁</p>	 <p>■开孔尺寸 Cut Out</p>	<p>特征说明:</p> <p>材 质: 锌合金锁壳, 把手, ABS按钮, A3钢板片</p> <p>表面处理: 镀铬</p> <p>结构功能: 通过按钮打开按下把手锁闭, 分带锁无锁</p> <p>用 途: 一般适用于配电箱, 电话, 表箱, 机械, 机床, 自动化设备柜门使用</p> <p>备 注: 适用门板厚度1-3mm</p>	<p>Feature Description:</p> <p>Material: zinc alloy lock case, handle, ABS button, A3 steel lock plate</p> <p>Surface treatment: chrome plating</p> <p>Structural function: open and press the handle to lock by pressing the button, and the sub-belt lock is unlocked</p> <p>Uses: Generally suitable for power distribution cabinets, electrical boxes, meter boxes, machinery, machine tools, automation equipment cabinet door use</p> <p>Remarks: Applicable door panel thickness 1-3mm</p>
圆柱锁 Cylinder lock				
平面锁 Plane lock				
连杆锁 Rod control lock				
面板锁 Panel lock	 <p>A-509带锁 B-509无锁</p>	 <p>■开孔尺寸 Cut Out</p>	<p>特征说明:</p> <p>材 质: 锌合金锁壳, 把手, 按钮, A3钢板片</p> <p>表面处理: 纳米, 镀铬, 亚光 (可定制黑色)</p> <p>结构功能: 通过按钮打开按下把手锁闭, 分带锁无锁</p> <p>用 途: 一般适用于配电箱, 电话, 机械, 机床, 自动化设备柜门使用</p> <p>备 注: 适用门板厚度1-3mm</p>	<p>Feature Description:</p> <p>Material: zinc alloy lock case, handle, button, A3 steel lock plate</p> <p>Surface treatment: nano, chrome, matt (can be customized black)</p> <p>Structural function: open and press the handle to lock by pressing the button, and the sub-belt lock is unlocked</p> <p>Uses: Generally suitable for power distribution cabinets, electrical boxes, meter boxes, machinery, machine tools, automation equipment cabinet door use</p> <p>Remarks: Applicable door panel thickness 1-3mm</p>
搭扣锁 Tonggle and hook				
拉手 Handles				
限位 Door stop				
铰链 Hinge	 <p>MS602</p>	 <p>■开孔尺寸 Cut Out</p>	<p>特征说明:</p> <p>材 质: 锌合金锁壳, 把手, 按钮, A3钢板片</p> <p>表面处理: 镀铬 (可定制黑色)</p> <p>结构功能: 通过按钮打开按下把手锁闭, 分带锁无锁</p> <p>用 途: 一般适用于配电箱, 电话, 机械, 机床, 自动化设备柜门使用</p> <p>备 注: 适用门板厚度1-3mm</p>	<p>Feature Description:</p> <p>Material: zinc alloy lock case, handle, button, A3 steel lock plate</p> <p>Surface treatment: chrome plating (can be customized black)</p> <p>Structural function: open and press the handle to lock by pressing the button, and the sub-belt lock is unlocked</p> <p>Uses: Generally suitable for power distribution cabinets, electrical boxes, meter boxes, machinery, machine tools, automation equipment cabinet door use</p> <p>Remarks: Applicable door panel thickness 1-3mm</p>
冷库把手 Handle latch				
磁吸 Magnet catch				
附件 Accessories				


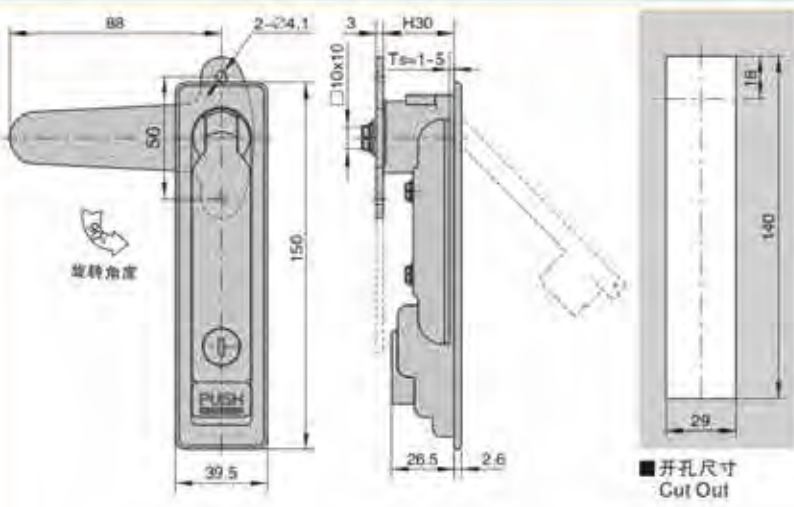
把手锁 Handle lock	 <p>MS510-1带锁 MS510-2无锁</p>	 <p>■开孔尺寸 Cut Out</p>	<p>特征说明:</p> <p>材 质: 锌合金锁壳, 把手, 按钮, A3钢板片</p> <p>表面处理: 镀铬</p> <p>结构功能: 通过按钮打开按下把手锁闭, 分带锁无锁</p> <p>用 途: 一般适用于配电箱, 电话, 机械, 机床, 自动化设备柜门使用</p> <p>备 注: 适用门板厚度1-3mm</p>	<p>Feature Description:</p> <p>Material: zinc alloy lock case, handle, button, A3 steel lock plate</p> <p>Surface treatment: chrome plating</p> <p>Structural function: open and press the handle to lock by pressing the button, and the sub-belt lock is unlocked</p> <p>Uses: Generally suitable for power distribution cabinets, electrical boxes, meter boxes, machinery, machine tools, automation equipment cabinet door use</p> <p>Remarks: Applicable door panel thickness 1-3mm</p>
圆柱锁 Cylinder lock				
平面锁 Plane lock				
连杆锁 Rod control lock				
面板锁 Panel lock	 <p>MS602</p>	 <p>■开孔尺寸 Cut Out</p>	<p>特征说明:</p> <p>材 质: 锌合金锁壳, 把手, 按钮, A3钢板片</p> <p>表面处理: 镀铬 (可定制黑色)</p> <p>结构功能: 通过按钮打开按下把手锁闭, 分带锁无锁</p> <p>用 途: 一般适用于配电箱, 电话, 机械, 机床, 自动化设备柜门使用</p> <p>备 注: 适用门板厚度1-3mm</p>	<p>Feature Description:</p> <p>Material: zinc alloy lock case, handle, button, A3 steel lock plate</p> <p>Surface treatment: chrome plating (can be customized black)</p> <p>Structural function: open and press the handle to lock by pressing the button, and the sub-belt lock is unlocked</p> <p>Uses: Generally suitable for power distribution cabinets, electrical boxes, meter boxes, machinery, machine tools, automation equipment cabinet door use</p> <p>Remarks: Applicable door panel thickness 1-3mm</p>
搭扣锁 Tonggle and hook				
拉手 Handles				
限位 Door stop				
铰链 Hinge	 <p>MS602</p>	 <p>■开孔尺寸 Cut Out</p>	<p>特征说明:</p> <p>材 质: 锌合金锁壳, 把手, 按钮, A3钢板片</p> <p>表面处理: 镀铬 (可定制黑色)</p> <p>结构功能: 通过按钮打开按下把手锁闭, 分带锁无锁</p> <p>用 途: 一般适用于配电箱, 电话, 机械, 机床, 自动化设备柜门使用</p> <p>备 注: 适用门板厚度1-3mm</p>	<p>Feature Description:</p> <p>Material: zinc alloy lock case, handle, button, A3 steel lock plate</p> <p>Surface treatment: chrome plating (can be customized black)</p> <p>Structural function: open and press the handle to lock by pressing the button, and the sub-belt lock is unlocked</p> <p>Uses: Generally suitable for power distribution cabinets, electrical boxes, meter boxes, machinery, machine tools, automation equipment cabinet door use</p> <p>Remarks: Applicable door panel thickness 1-3mm</p>
冷库把手 Handle latch				
磁吸 Magnet catch				
附件 Accessories				

 <p>右旋开启</p> <p>开孔尺寸 Cut out</p>	<div>  <p>MS707</p> </div> <div> <p>把手锁 Handle lock</p> <p>圆柱锁 Cylinder lock</p> <p>平面锁 Plane lock</p> <p>连杆锁 Rod control lock</p> </div>
<p>Feature Description:</p> <p>Material: zinc alloy lock case, handle, button, A3 steel lock plate</p> <p>Surface treatment: chrome plating</p> <p>Structural function: open and press the handle to lock by pressing the button, and the sub-belt lock is unlocked</p> <p>Uses: Generally suitable for power distribution cabinets, electrical boxes, machinery, machine tools, automation equipment cabinet door use</p> <p>Remarks: Applicable door panel thickness 1-3mm</p>	<p>特征说明:</p> <ul style="list-style-type: none"> 材 质: 锌合金锁壳, 把手, 按键, A3钢板片 表面处理: 镀铬 结构功能: 通过按键打开按下把手锁闭, 分带锁无锁 用 途: 一般适用于配电箱, 电箱, 机械, 机床, 自动化设备柜门体使用 备 注: 适用门板厚度1-3mm <div> <p>面板锁 Panel lock</p> <p>搭扣锁 Hook, Tongue and lock</p> </div>
 <p>注: 默认调节螺钉, 其它螺钉请订单号说明;</p> <p>开孔尺寸 Cut out</p>	<div>  <p>MS708-1/2/3</p> </div> <div> <p>拉手 Handles</p> <p>限位 Door stop</p> <p>铰链 Hinge</p> <p>冷库把手 Handle latch</p> </div>
<p>Feature Description:</p> <p>Material: zinc alloy lock case, handle, button, A3 steel lock plate</p> <p>Surface treatment: black, nickel plating, chrome plating</p> <p>Structural function: press the button to pop the handle to open, press the handle to lock tightly</p> <p>Uses: Generally suitable for power distribution cabinets, electrical boxes, machinery, machine tools, automation equipment cabinet door use</p> <p>Remarks: Applicable door panel thickness 1-3mm</p>	<p>特征说明:</p> <ul style="list-style-type: none"> 材 质: 锌合金锁壳, 把手, 按键, A3钢板片 表面处理: 黑色, 镀镍, 镀铬 结构功能: 按下按键把手弹出开启, 按下把手锁紧 用 途: 一般适用于空压机设备, 配电箱, 机械, 机床钣金柜门体使用 备 注: 适用门板厚度1-3mm <div> <p>磁吸 Magnet catch</p> <p>附件 Accessories</p> </div>

把手锁 Handle lock			
圆柱锁 Cylinder lock			
平面锁 Plane lock			
连杆锁 Rod control lock			
面板锁 Panel lock	特征说明: >材 质: 锌合金锁壳, 把手, 按钮, A3钢锁片配件 >表面处理: 黑色, 纳米, 亚光 >结构功能: 通过钥匙锁闭, 按下把手自动弹起, 旋转把手开闭, 可调整锁片位置左右通用 >用 途: 一般适用于机箱机柜, 通讯机柜, 机箱, 配电箱, 电柜, 机械机床钣金箱体使用 >备 注: 适用门板厚度1-3mm	Feature Description: Material: zinc alloy lock shell, handle, button, A3 steel lock piece accessories Surface treatment: black, nano, matte Structural function: through key locking, pressing the handle to automatically pop up, rotating the handle to open, adjustable to change the position of the lock piece left and right Uses: Generally suitable for chassis cabinets, communication cabinets, chassis, electrical boxes, electrical cabinets, mechanical machine tool sheet metal boxes Remarks: Applicable door panel thickness 1-3mm	
搭扣锁 Tonggle and hook			
拉手 Handles			
限位 Door stop			
铰链 Hinge			
冷库把手 Handle latch			
磁吸 Magnet catch	特征说明: >材 质: 锌合金锁壳, 把手, 按钮, A3钢锁片配件 >表面处理: 镀铬, 砂铬 >结构功能: 通过钥匙锁闭, 按下把手弹起, 可调整锁片位置左右通用 >用 途: 一般适用于机箱机柜, 通讯机柜, 机箱, 配电箱, 电柜, 机械机床钣金箱体使用 >备 注: 适用门板厚度1-3mm	Feature Description: Material: zinc alloy lock shell, handle, button, A3 steel lock piece accessories Surface treatment: chrome plating, sand chrome Structural function: lock by key, press the handle to pop up, adjustable to change the position of the lock piece left and right Uses: Generally suitable for chassis cabinets, communication cabinets, chassis electrical boxes, electrical cabinets, mechanical machine tool sheet metal boxes Remarks: Applicable door panel thickness 1-3mm	
附件 Accessories			

把手锁 Handle lock			
圆柱锁 Cylinder lock			
平面锁 Plane lock			
连杆锁 Rod control lock			
面板锁 Panel lock	特征说明: >材 质: 锌合金锁壳, 把手, 按钮, A3钢锁片配件 >表面处理: 镀铬, 砂铬 >结构功能: 通过钥匙锁闭, 按下把手弹起, 可调整锁片位置左右通用 >用 途: 一般适用于机箱机柜, 通讯机柜, 机箱, 配电箱, 电柜, 机械机床钣金箱体使用 >备 注: 适用门板厚度1-3mm	Feature Description: Material: zinc alloy lock shell, handle, button, A3 steel lock piece accessories Surface treatment: chrome plating, sand chrome Structural function: lock by key, press the handle to pop up, adjustable to change the position of the lock piece left and right Uses: Generally suitable for chassis cabinets, communication cabinets, chassis electrical boxes, electrical cabinets, mechanical machine tool sheet metal boxes Remarks: Applicable door panel thickness 1-3mm	
搭扣锁 Tonggle and hook			
拉手 Handles			
限位 Door stop			
铰链 Hinge			
冷库把手 Handle latch			
磁吸 Magnet catch	特征说明: >材 质: 锌合金锁壳, 把手, 按钮, A3钢锁片配件 >表面处理: 镀铬, 砂铬 >结构功能: 通过钥匙锁闭, 按下把手弹起, 可调整锁片位置左右通用 >用 途: 一般适用于机箱机柜, 通讯机柜, 机箱, 配电箱, 电柜, 机械机床钣金箱体使用 >备 注: 适用门板厚度1-3mm	Feature Description: Material: zinc alloy lock shell, handle, button, A3 steel lock piece accessories Surface treatment: chrome plating, sand chrome Structural function: lock by key, press the handle to pop up, adjustable to change the position of the lock piece left and right Uses: Generally suitable for chassis cabinets, communication cabinets, chassis electrical boxes, electrical cabinets, mechanical machine tool sheet metal boxes Remarks: Applicable door panel thickness 1-3mm	
附件 Accessories			

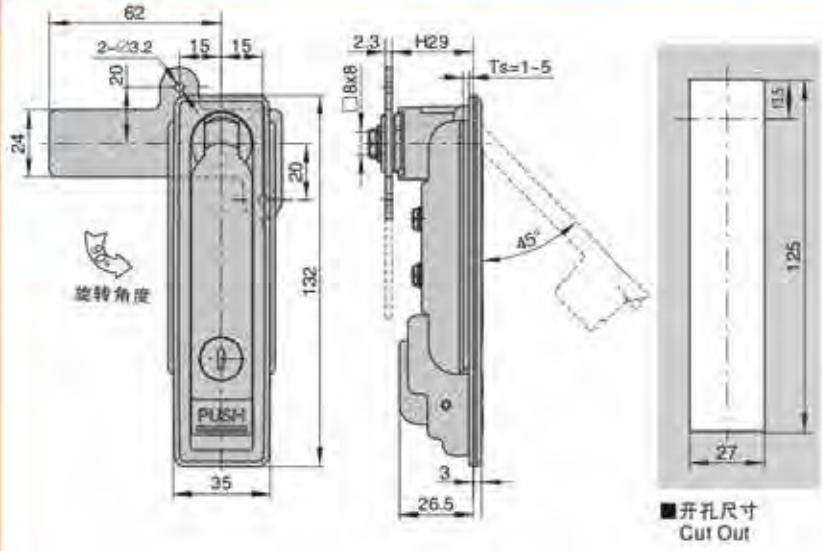
把手锁 Handle lock	 <p>MS712-1</p>	 <p>开孔尺寸 Cut Out</p>	<p>特征说明:</p> <p>材 质: 锌合金锁壳, 把手, 按钮, A3钢锁片配件</p> <p>表面处理: 黑色, 纳米, 镀铬, 亚光</p> <p>结构功能: 通过钥匙锁闭, 按下把手自动弹起, 旋转把手开启, 可调整锁片位置左右通用</p> <p>用途: 一般适用于机箱机柜, 通讯机柜, 机箱, 配电箱, 电柜, 机械机床钣金箱体使用</p> <p>备注: 适用门板厚度1-3mm</p>
圆柱锁 Cylinder lock			
平面锁 Plane lock			
连杆锁 Rod control lock			
面板锁 Panel lock	 <p>MS712-1A</p>	 <p>开孔尺寸 Cut Out</p>	<p>特征说明:</p> <p>材 质: 锌合金锁壳, 把手, 按钮, A3钢锁片配件</p> <p>表面处理: 黑色, 纳米, 镀铬, 亚光</p> <p>结构功能: 通过钥匙锁闭, 按下把手自动弹起, 旋转把手开启, 可调整锁片位置左右通用</p> <p>用途: 一般适用于机箱机柜, 通讯机柜, 机箱, 配电箱, 电柜, 机械机床钣金箱体使用</p> <p>备注: 适用门板厚度1-3mm</p>
搭扣锁 Tonggle and hook			
拉手 Handles			
限位 Door stop			
铰链 Hinge	 <p>MS712-1S</p>	 <p>开孔尺寸 Cut Out</p>	<p>特征说明:</p> <p>材 质: SUS304不锈钢锁壳, 把手, SUS配件</p> <p>表面处理: 砂面拉丝, 镜面抛光</p> <p>结构功能: 通过钥匙锁闭, 按下把手自动弹起, 旋转把手开启, 可调整锁片位置左右通用</p> <p>用途: 一般适用于机箱机柜, 通讯机柜, 机箱, 配电箱, 电柜, 机械机床钣金箱体使用</p> <p>备注: 适用门板厚度1-3mm</p>
冷库把手 Handle latch			
磁吸 Magnet catch			
附件 Accessories			

把手锁 Handle lock	 <p>MS712-1</p>	 <p>开孔尺寸 Cut Out</p>	<p>特征说明:</p> <p>材 质: 锌合金锁壳, 把手, 按钮, A3钢锁片配件</p> <p>表面处理: 黑色, 纳米, 镀铬, 亚光</p> <p>结构功能: 通过钥匙锁闭, 按下把手自动弹起, 旋转把手开启, 可调整锁片位置左右通用</p> <p>用途: 一般适用于机箱机柜, 通讯机柜, 机箱, 配电箱, 电柜, 机械机床钣金箱体使用</p> <p>备注: 适用门板厚度1-3mm</p>
圆柱锁 Cylinder lock			
平面锁 Plane lock			
连杆锁 Rod control lock			
面板锁 Panel lock	 <p>MS712-1A</p>	 <p>开孔尺寸 Cut Out</p>	<p>特征说明:</p> <p>材 质: 锌合金锁壳, 把手, 按钮, A3钢锁片配件</p> <p>表面处理: 黑色, 纳米, 镀铬, 亚光</p> <p>结构功能: 通过钥匙锁闭, 按下把手自动弹起, 旋转把手开启, 可调整锁片位置左右通用</p> <p>用途: 一般适用于机箱机柜, 通讯机柜, 机箱, 配电箱, 电柜, 机械机床钣金箱体使用</p> <p>备注: 适用门板厚度1-3mm</p>
搭扣锁 Tonggle and hook			
拉手 Handles			
限位 Door stop			
铰链 Hinge	 <p>MS712-1S</p>	 <p>开孔尺寸 Cut Out</p>	<p>特征说明:</p> <p>材 质: SUS304不锈钢锁壳, 把手, SUS配件</p> <p>表面处理: 砂面拉丝, 镜面抛光</p> <p>结构功能: 通过钥匙锁闭, 按下把手自动弹起, 旋转把手开启, 可调整锁片位置左右通用</p> <p>用途: 一般适用于机箱机柜, 通讯机柜, 机箱, 配电箱, 电柜, 机械机床钣金箱体使用</p> <p>备注: 适用门板厚度1-3mm</p>
冷库把手 Handle latch			
磁吸 Magnet catch			
附件 Accessories			

把手锁
Handle lock
圆柱锁
Cylinder lock
平面锁
Plane lock
连杆锁
Rod control lock



MS712-2



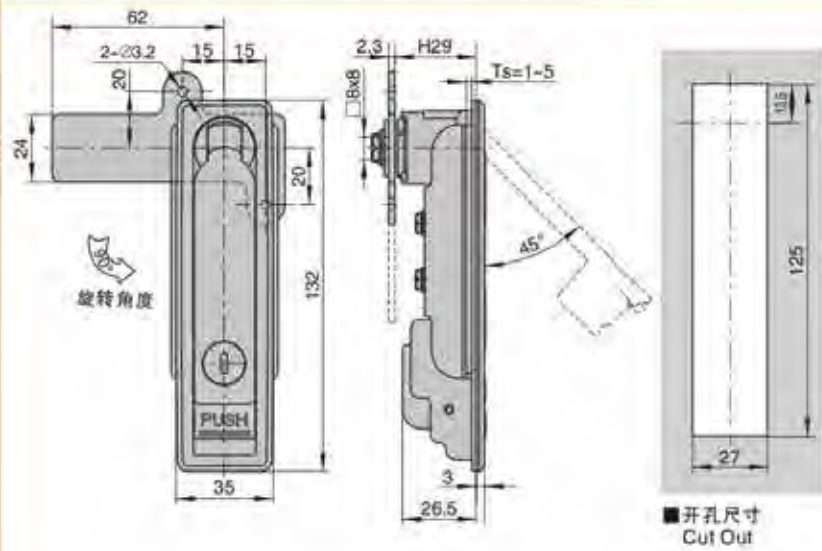
特征说明:
 > 材 质: 锌合金锁壳, 把手, 按钮, A3钢锁片配件
 > 表面处理: 黑色, 纳米, 镀铬, 亚光
 > 结构功能: 通过钥匙锁闭, 按下把手自动弹起, 旋转把手开启, 可调整锁片位置左右通用
 > 用 途: 一般适用于机箱机柜, 通讯机柜, 机箱, 配电箱, 电柜, 机械机床钣金箱体使用
 > 备 注: 适用门板厚度1-3mm

Feature Description:
 Material: zinc alloy lock shell, handle, button, A3 steel lock piece accessories
 Surface treatment: black, nano, chrome plated, matt
 Structural function: through key locking, pressing the handle to automatically pop up, rotating the handle to open, adjustable to change the position of the lock piece left and right
 Uses: Generally suitable for chassis cabinets, communication cabinets, chassis electrical boxes, electrical cabinets, mechanical machine tool sheet metal boxes
 Remarks: Applicable door panel thickness 1-3mm

拉手
Handles
限位
Door stop
铰链
Hinge
冷库把手
Handle latch

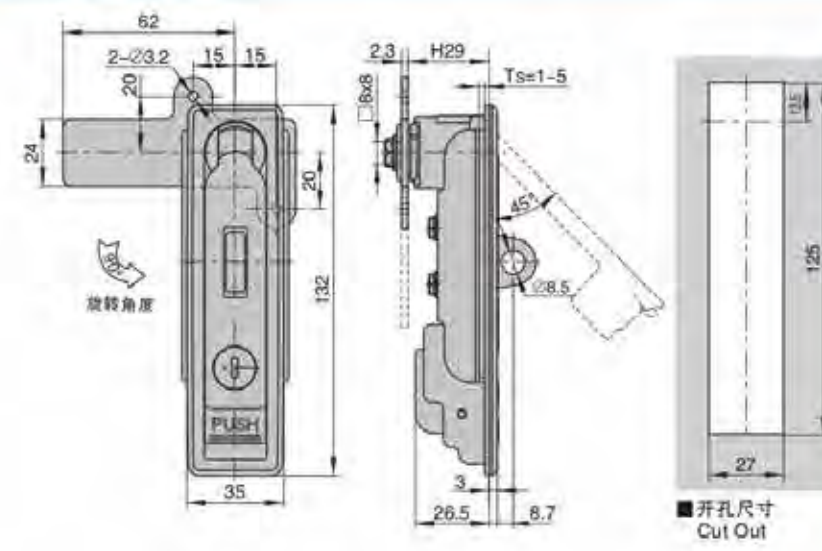


MS712-2S



特征说明:
 > 材 质: SUS304不锈钢锁壳, 把手, SUS配件
 > 表面处理: 砂面拉丝, 镜面抛光
 > 结构功能: 通过钥匙锁闭, 按下把手自动弹起, 旋转把手开启, 可调整锁片位置左右通用
 > 用 途: 一般适用于机箱机柜, 通讯机柜, 机箱, 配电箱, 电柜, 机械机床钣金箱体使用
 > 备 注: 适用门板厚度1-3mm

Feature Description:
 Material: SUS304 stainless steel lock case, handle, SUS accessories
 Surface treatment: sand surface drawing, mirror polishing
 Structural function: through key locking, pressing the handle to automatically pop up, rotating the handle to open, adjustable to change the position of the lock piece left and right
 Uses: Generally suitable for chassis cabinets, communication cabinets, chassis electrical boxes, electrical cabinets, mechanical machine tool sheet metal boxes
 Remarks: Applicable door panel thickness 1-3mm

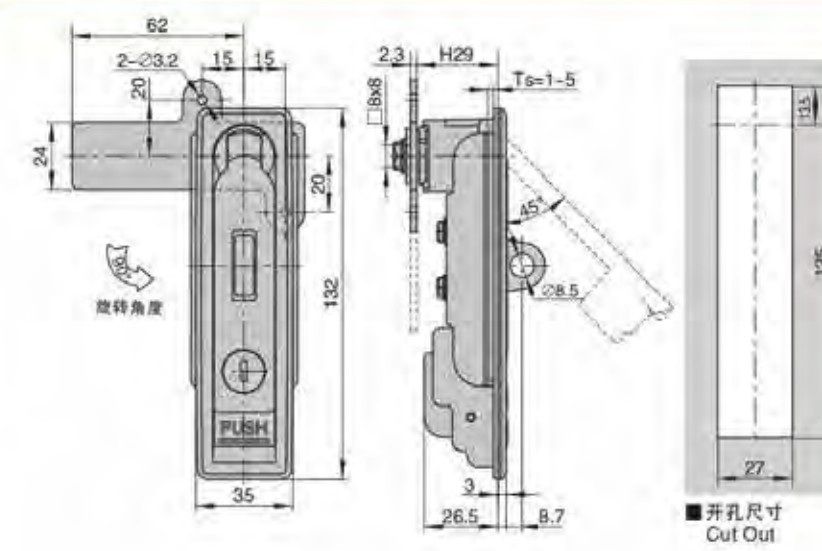


Feature Description:
 Material: zinc alloy lock shell, handle, button, A3 steel lock piece accessories
 Surface treatment: black, nano, chrome plated, matt
 Structural function: through key locking, pressing the handle to automatically pop up, rotating the handle to open, adjustable to change the position of the lock piece left and right
 Uses: Generally suitable for chassis cabinets, communication cabinets, chassis electrical boxes, electrical cabinets, mechanical machine tool sheet metal boxes
 Remarks: Applicable door panel thickness 1-3mm



MS712-2A

特征说明:
 > 材 质: 锌合金锁壳, 把手, 按钮, A3钢锁片配件
 > 表面处理: 黑色, 纳米, 镀铬, 亚光
 > 结构功能: 通过钥匙锁闭, 按下把手自动弹起, 旋转把手开启, 可调整锁片位置左右通用
 > 用 途: 一般适用于机箱机柜, 通讯机柜, 机箱, 配电箱, 电柜, 机械机床钣金箱体使用
 > 备 注: 适用门板厚度1-3mm





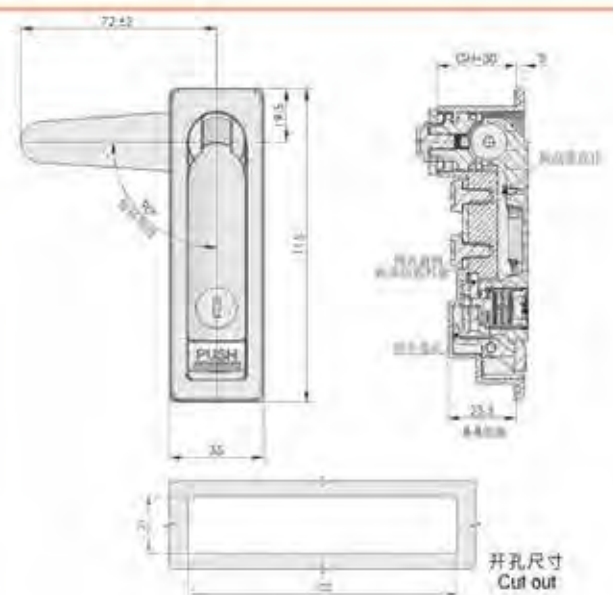

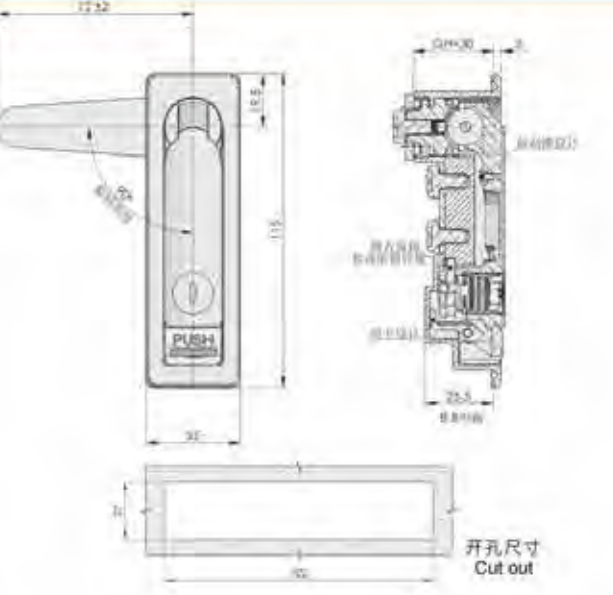

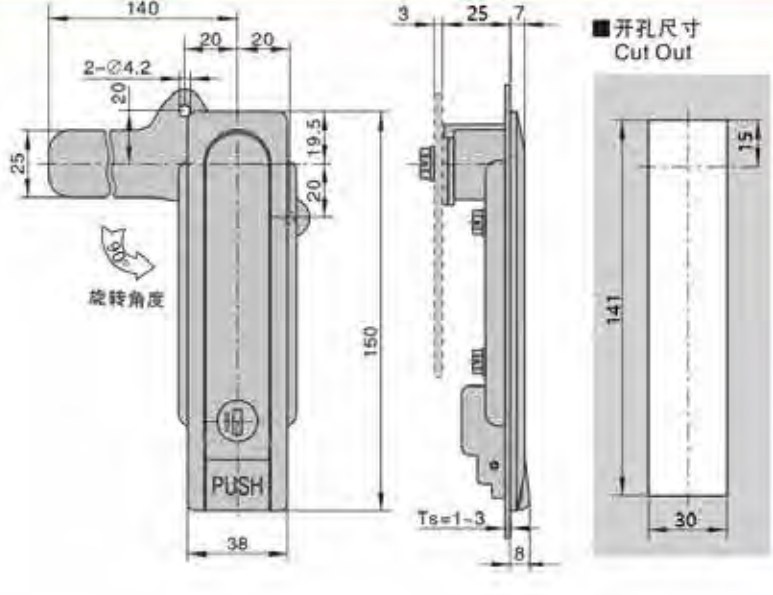
MS712-2AS

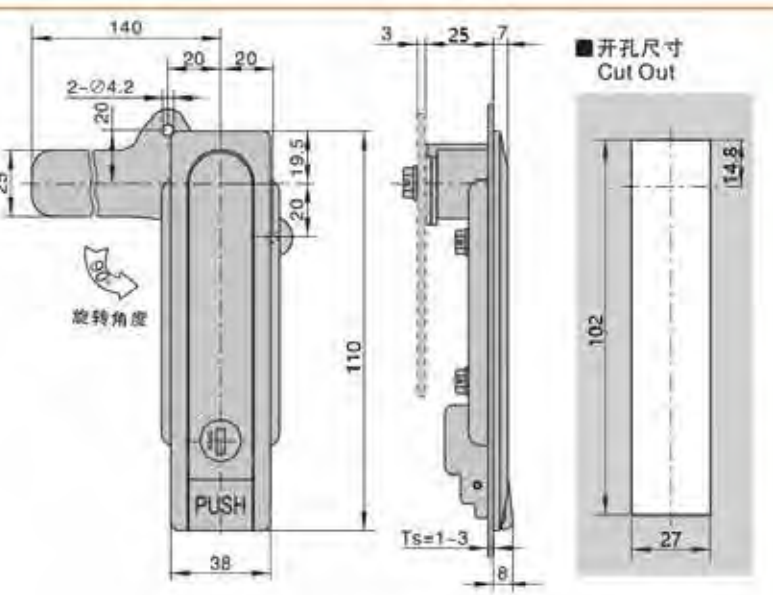

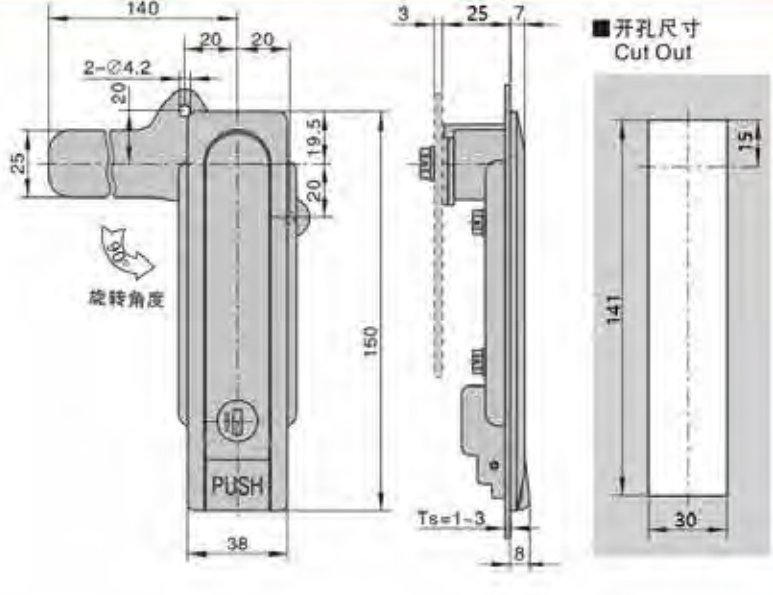
特征说明:
 > 材 质: SUS304不锈钢锁壳, 把手, SUS配件
 > 表面处理: 砂面拉丝, 镜面抛光
 > 结构功能: 通过钥匙锁闭, 按下把手自动弹起, 旋转把手开启, 可调整锁片位置左右通用
 > 用 途: 一般适用于机箱机柜, 通讯机柜, 机箱, 配电箱, 电柜, 机械机床钣金箱体使用
 > 备 注: 适用门板厚度1-3mm

Feature Description:
 Material: SUS304 stainless steel lock case, handle, SUS accessories
 Surface treatment: sand surface drawing, mirror polishing
 Structural function: through key locking, pressing the handle to automatically pop up, rotating the handle to open, adjustable to change the position of the lock piece left and right
 Uses: Generally suitable for chassis cabinets, communication cabinets, chassis electrical boxes, electrical cabinets, mechanical machine tool sheet metal boxes
 Remarks: Applicable door panel thickness 1-3mm

把手锁 Handle lock	 MS713	 注: 改变定位件及钢栓的放置角度, 实现左右开门;	特征说明: > 材 质: 锌合金锁壳, 把手, 按键, A3钢锁片配件 > 表面处理: 黑色, 纳米, 镀铬, 亚光 > 结构功能: 通过钥匙锁闭, 按下把手自动弹起, 旋转把手开启, 可切换锁片位置左右通用 > 用 途: 一般适用于机箱机柜, 通讯机柜, 机箱, 电箱, 电柜, 机械机床钣金箱体使用 > 备 注: 适用门板厚度1-3mm
圆柱锁 Cylinder lock			
平面锁 Plane lock			
连杆锁 Rod control lock			
面板锁 Panel lock	 MS713S	 注: 改变定位件及钢栓的放置角度, 实现左右开门;	Feature Description: Material: zinc alloy lock shell, handle, button, A3 steel lock piece accessories Surface treatment: black, nano, chrome plated, matt Structural function: through key locking, pressing the handle to automatically pop up, rotating the handle to open, adjustable to change the position of the lock piece left and right Uses: Generally suitable for chassis cabinets, communication cabinets, chassis electrical boxes, electrical cabinets, mechanical machine tool sheet metal boxes Remarks: Applicable door panel thickness 1-3mm
搭扣锁 Tonggle and hook			
拉手 Handles			
限位 Door stop			
铰链 Hinge	 MS713-1A	 注: 改变定位件及钢栓的放置角度, 实现左右开门;	Feature Description: Material: zinc alloy lock shell, handle, button, A3 steel lock piece accessories Surface treatment: black, nano, chrome plated, matt Structural function: through key locking, pressing the handle to automatically pop up, rotating the handle to open, adjustable to change the position of the lock piece left and right Uses: Generally suitable for chassis cabinets, communication cabinets, chassis electrical boxes, electrical cabinets, mechanical machine tool sheet metal boxes Remarks: Applicable door panel thickness 1-3mm
冷库把手 Handle latch			
磁吸 Magnet catch			
附件 Accessories			

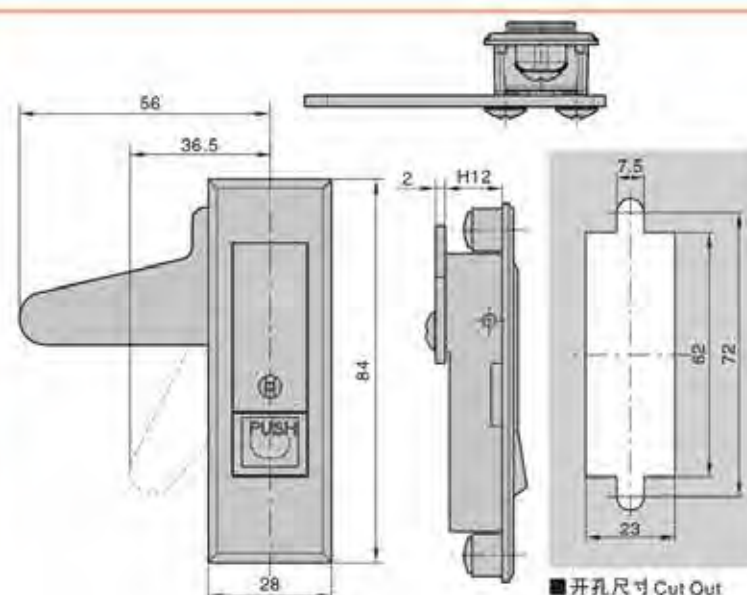
把手锁 Handle lock	 MS713-1A	 注: 改变定位件及钢栓的放置角度, 实现左右开门;	Feature Description: Material: zinc alloy lock shell, handle, button, A3 steel lock piece accessories Surface treatment: black, nano, chrome plated, matt Structural function: through key locking, pressing the handle to automatically pop up, rotating the handle to open, adjustable to change the position of the lock piece left and right Uses: Generally suitable for chassis cabinets, communication cabinets, chassis electrical boxes, electrical cabinets, mechanical machine tool sheet metal boxes Remarks: Applicable door panel thickness 1-3mm
圆柱锁 Cylinder lock			
平面锁 Plane lock			
连杆锁 Rod control lock			
面板锁 Panel lock	 MS713-1AS	 注: 改变定位件及钢栓的放置角度, 实现左右开门;	Feature Description: Material: SUS304 stainless steel lock case, handle, SUS accessories Surface treatment: sand surface drawing, mirror polishing Structural function: through key locking, pressing the handle to automatically pop up, rotating the handle to open, adjustable to change the position of the lock piece left and right Uses: Generally suitable for chassis cabinets, communication cabinets, chassis electrical boxes, electrical cabinets, mechanical machine tool sheet metal boxes Remarks: Applicable door panel thickness 1-3mm
搭扣锁 Tonggle and hook			
拉手 Handles			
限位 Door stop			
铰链 Hinge	 MS713-1AS	 注: 改变定位件及钢栓的放置角度, 实现左右开门;	Feature Description: Material: SUS304 stainless steel lock case, handle, SUS accessories Surface treatment: sand surface drawing, mirror polishing Structural function: through key locking, pressing the handle to automatically pop up, rotating the handle to open, adjustable to change the position of the lock piece left and right Uses: Generally suitable for chassis cabinets, communication cabinets, chassis electrical boxes, electrical cabinets, mechanical machine tool sheet metal boxes Remarks: Applicable door panel thickness 1-3mm
冷库把手 Handle latch			
磁吸 Magnet catch			
附件 Accessories			

把手锁 Handle lock	 <p>MS713-2</p>	 <p>开孔尺寸 Cut out</p>	<p>特征说明:</p> <p>材 质: 锌合金锁壳、把手、按钮、A3钢锁片配件</p> <p>表面处理: 黑色、纳米、镀铬、亚光</p> <p>结构功能: 通过钥匙锁闭, 按下把手自动弹起, 旋转把手开启, 可调整锁片位置左右通用</p> <p>用 途: 一般适用于机箱机柜、通讯机柜、机箱、配电箱、电柜、机械机床钣金箱体使用</p> <p>备 注: 适用门板厚度1-3mm</p>
圆柱锁 Cylinder lock			
平面锁 Plane lock			
连杆锁 Rod control lock			
面板锁 Panel lock	 <p>MS713-25</p>	 <p>开孔尺寸 Cut out</p>	<p>Feature Description:</p> <p>Material: zinc alloy lock shell, handle, button, A3 steel lock piece accessories</p> <p>Surface treatment: black, nano, chrome plated, matt</p> <p>Structural function: through key locking, pressing the handle to automatically pop up, rotating the handle to open, adjustable to change the position of the lock piece left and right</p> <p>Uses: Generally suitable for chassis cabinets, communication cabinets, chassis electrical boxes, electrical cabinets, mechanical machine tool sheet metal boxes</p> <p>Remarks: Applicable door panel thickness 1-3mm</p>
搭扣锁 Tonggle and hook			
拉手 Handles			
限位 Door stop			
铰链 Hinge	 <p>MS713-2K</p>	 <p>开孔尺寸 Cut Out</p>	<p>Feature Description:</p> <p>Material: zinc alloy lock shell, handle, button, A3 steel lock piece accessories</p> <p>Surface treatment: black, nano, chrome plated, matt</p> <p>Structural function: through key locking, pressing the handle to automatically pop up, rotating the handle to open, adjustable to change the position of the lock piece left and right</p> <p>Uses: Generally suitable for chassis cabinets, communication cabinets, chassis electrical boxes, electrical cabinets, mechanical machine tool sheet metal boxes</p> <p>Remarks: Applicable door panel thickness 1-3mm</p>
冷库把手 Handle latch			
磁吸 Magnet catch			
附件 Accessories			

把手锁 Handle lock	 <p>MS713-1K</p>	 <p>开孔尺寸 Cut Out</p>	<p>Feature Description:</p> <p>Material: zinc alloy lock shell, handle, button, A3 steel lock piece accessories</p> <p>Surface treatment: black, nano, chrome plated, matt</p> <p>Structural function: through key locking, pressing the handle to automatically pop up, rotating the handle to open, adjustable to change the position of the lock piece left and right</p> <p>Uses: Generally suitable for chassis cabinets, communication cabinets, chassis electrical boxes, electrical cabinets, mechanical machine tool sheet metal boxes</p> <p>Remarks: Applicable door panel thickness 1-3mm</p>
圆柱锁 Cylinder lock			
平面锁 Plane lock			
连杆锁 Rod control lock			
面板锁 Panel lock	 <p>MS713-2K</p>	 <p>开孔尺寸 Cut Out</p>	<p>Feature Description:</p> <p>Material: zinc alloy lock shell, handle, button, A3 steel lock piece accessories</p> <p>Surface treatment: black, nano, chrome plated, matt</p> <p>Structural function: through key locking, pressing the handle to automatically pop up, rotating the handle to open, adjustable to change the position of the lock piece left and right</p> <p>Uses: Generally suitable for chassis cabinets, communication cabinets, chassis electrical boxes, electrical cabinets, mechanical machine tool sheet metal boxes</p> <p>Remarks: Applicable door panel thickness 1-3mm</p>
搭扣锁 Tonggle and hook			
拉手 Handles			
限位 Door stop			
铰链 Hinge	 <p>MS713-2K</p>	 <p>开孔尺寸 Cut Out</p>	<p>Feature Description:</p> <p>Material: zinc alloy lock shell, handle, button, A3 steel lock piece accessories</p> <p>Surface treatment: black, nano, chrome plated, matt</p> <p>Structural function: through key locking, pressing the handle to automatically pop up, rotating the handle to open, adjustable to change the position of the lock piece left and right</p> <p>Uses: Generally suitable for chassis cabinets, communication cabinets, chassis electrical boxes, electrical cabinets, mechanical machine tool sheet metal boxes</p> <p>Remarks: Applicable door panel thickness 1-3mm</p>
冷库把手 Handle latch			
磁吸 Magnet catch			
附件 Accessories			

把手锁 Handle lock	 MS717-1	 开孔尺寸 Cut out	特征说明: >材 质: 锌合金锁壳, 把手, A3钢锁片配件 >表面处理: 黑色, 纳米, 镀铬, 亚光 >结构功能: 把手抬起左右旋转开启, 把手复位关闭, 锁片定位调换左右通用 >用 途: 一般适用于机箱机柜, 通讯机柜, 机箱, 配电箱, 电柜, 机械机床钣金箱体使用 >备 注: 适用门板厚度1-3mm
圆柱锁 Cylinder lock			
平面锁 Plane lock			
连杆锁 Rod control lock			
面板锁 Panel lock	 MS717-15	 开孔尺寸 Cut out	Feature Description: Material: zinc alloy lock shell, handle, button, A3 steel lock piece accessories Surface treatment: black, nano, chrome plated, matt Structural function: the handle is lifted left and right to rotate to open, the handle is reset and closed, and the lock tab positioning is switched left and right Uses: Generally suitable for chassis cabinets, communication cabinets, chassis electrical boxes, electrical cabinets, mechanical machine tool sheet metal boxes Remarks: Applicable door panel thickness 1-3mm
搭扣锁 Tonggle and hook			
拉手 Handles			
限位 Door stop			
铰链 Hinge	 MS717-25	 开孔尺寸 Cut out	Feature Description: Material: SUS304 stainless steel lock case, handle, hinge, lock plate Surface treatment: sand surface drawing, mirror polishing Structural function: the handle is lifted left and right to rotate to open, the handle is reset and closed, and the lock tab positioning is switched left and right Uses: Generally suitable for chassis cabinets, communication cabinets, chassis electrical boxes, electrical cabinets, mechanical machine tool sheet metal boxes Remarks: Applicable door panel thickness 1-3mm
冷库把手 Handle latch			
磁吸 Magnet catch			
附件 Accessories			

把手锁 Handle lock	 MS717-2	 开孔尺寸 Cut out	Feature Description: Material: zinc alloy lock shell, handle, button, A3 steel lock piece accessories Surface treatment: black, nano, chrome plated, matt Structural function: the handle is lifted left and right to rotate to open, the handle is reset and closed, and the lock tab positioning is switched left and right Uses: Generally suitable for chassis cabinets, communication cabinets, chassis electrical boxes, electrical cabinets, mechanical machine tool sheet metal boxes Remarks: Applicable door panel thickness 1-3mm
圆柱锁 Cylinder lock			
平面锁 Plane lock			
连杆锁 Rod control lock			
面板锁 Panel lock	 MS717-25	 开孔尺寸 Cut out	Feature Description: Material: SUS304 stainless steel lock case, handle, hinge, lock plate Surface treatment: sand surface drawing, mirror polishing Structural function: the handle is lifted left and right to rotate to open, the handle is reset and closed, and the lock tab positioning is switched left and right Uses: Generally suitable for chassis cabinets, communication cabinets, chassis electrical boxes, electrical cabinets, mechanical machine tool sheet metal boxes Remarks: Applicable door panel thickness 1-3mm
搭扣锁 Tonggle and hook			
拉手 Handles			
限位 Door stop			
铰链 Hinge	 MS717-25	 开孔尺寸 Cut out	Feature Description: Material: SUS304 stainless steel lock case, handle, hinge, lock plate Surface treatment: sand surface drawing, mirror polishing Structural function: the handle is lifted left and right to rotate to open, the handle is reset and closed, and the lock tab positioning is switched left and right Uses: Generally suitable for chassis cabinets, communication cabinets, chassis electrical boxes, electrical cabinets, mechanical machine tool sheet metal boxes Remarks: Applicable door panel thickness 1-3mm
冷库把手 Handle latch			
磁吸 Magnet catch			
附件 Accessories			



特征说明:

- 材 质: 锌合金锁壳, 把手, ABS按钮, A3钢锁片
- 表面处理: 镀铬
- 结构功能: 通过按钮打开按下把手锁闭, 分带锁无锁
- 用 途: 一般适用于配电箱, 机箱, 机箱, 机械, 机床, 自动化设备柜门使用
- 备 注: 适用门板厚度1-3mm

Feature Description:

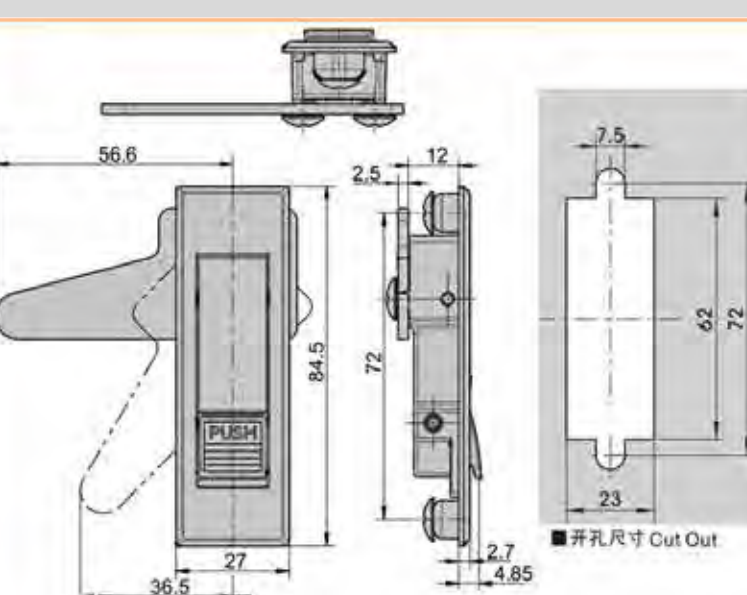
Material: zinc alloy lock case, handle, ABS button, A3 steel lock plate

Surface treatment: chrome plating

Structural function: open and press the handle to lock by pressing the button, and the sub-belt lock is unlocked

Uses: Generally suitable for power distribution cabinets, electrical boxes, meter boxes, machinery, machine tools, automation equipment cabinet door use

Remarks: Applicable door panel thickness 1-3mm



特征说明:

- 材 质: 锌合金锁壳, 把手, ABS按钮, A3钢锁片
- 表面处理: 镀铬
- 结构功能: 通过按钮打开按下把手锁闭, 分带锁无锁
- 用 途: 一般适用于配电箱, 机箱, 机箱, 机械, 机床, 自动化设备柜门使用
- 备 注: 适用门板厚度1-3mm

Feature Description:

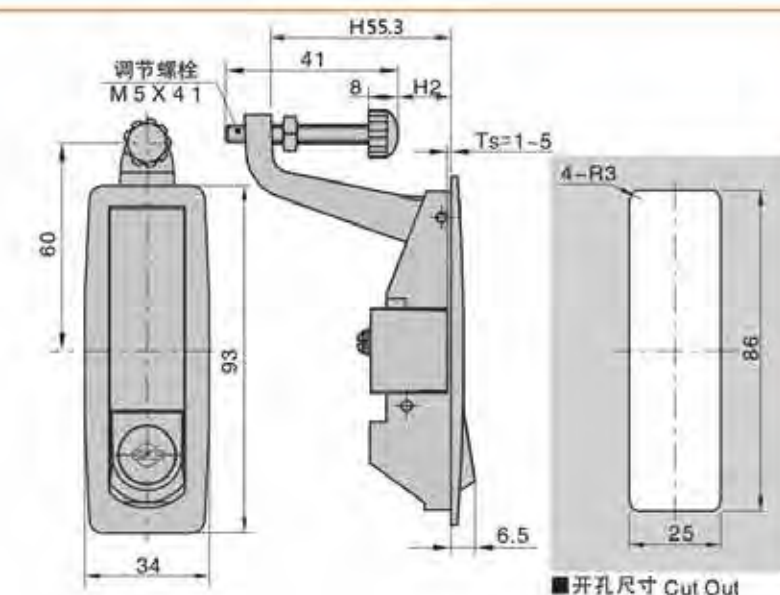
Material: zinc alloy lock case, handle, ABS button, A3 steel lock plate

Surface treatment: chrome plating

Structural function: open and press the handle to lock by pressing the button, and the sub-belt lock is unlocked

Uses: Generally suitable for power distribution cabinets, electrical boxes, meter boxes, machinery, machine tools, automation equipment cabinet door use

Remarks: Applicable door panel thickness 1-3mm



Feature Description:

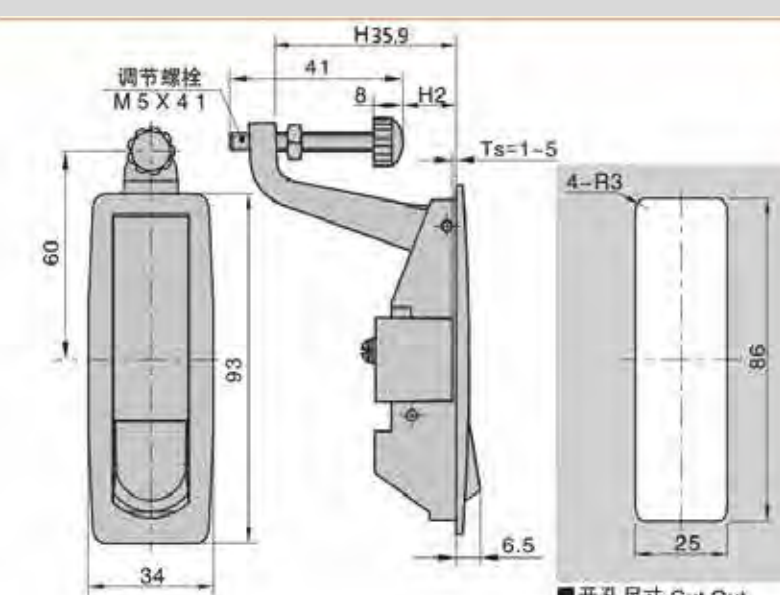
Material: zinc alloy lock case, handle, button, A3 steel lock plate

Surface treatment: black, chrome plating

Structural function: press the button to pop the handle to open, press the handle to lock tightly

Uses: Generally suitable for air compressor equipment, power distribution cabinets, machinery, machine tool sheet metal cabinet door use

Remarks: Applicable door panel thickness 1-3mm



Feature Description:

Material: zinc alloy lock case, handle, button, A3 steel lock plate

Surface treatment: black, chrome plating

Structural function: press the button to pop the handle to open, press the handle to lock tightly

Uses: Generally suitable for air compressor equipment, power distribution cabinets, machinery, machine tool sheet metal cabinet door use

Remarks: Applicable door panel thickness 1-3mm



特征说明:

- 材 质: 锌合金锁壳, 把手, 按钮, A3钢锁片
- 表面处理: 黑色, 镀铬
- 结构功能: 按下按钮把手弹开, 按下把手锁紧
- 用 途: 一般适用于空压机设备, 配电箱, 机械, 机床钣金柜门使用
- 备 注: 适用门板厚度1-3mm


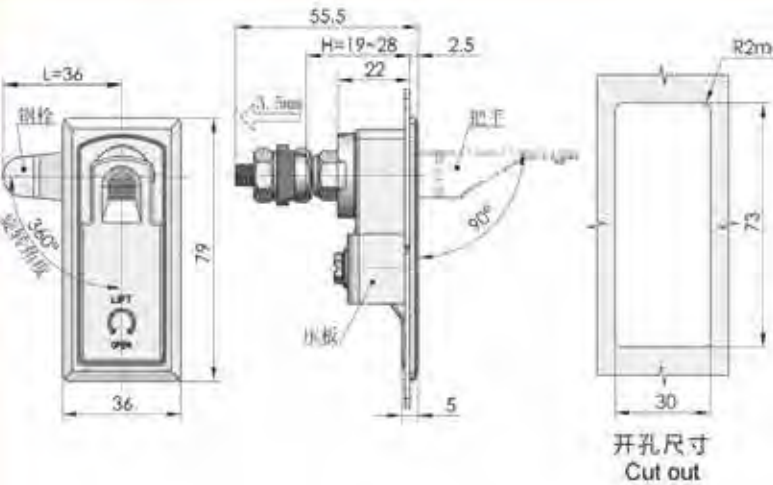

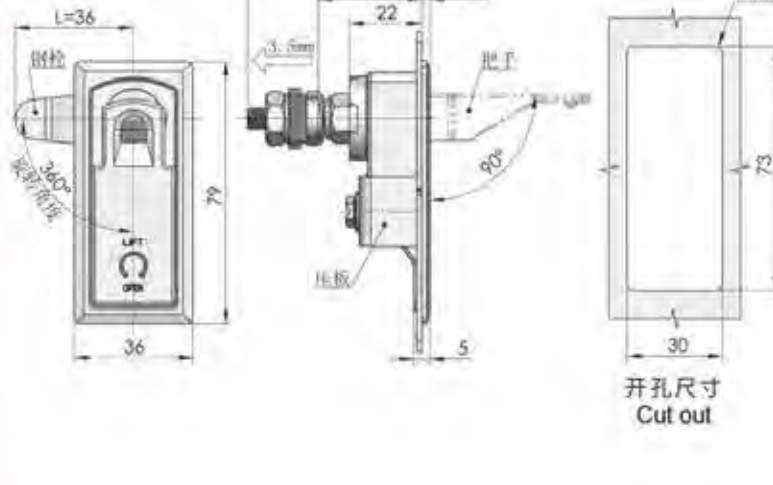

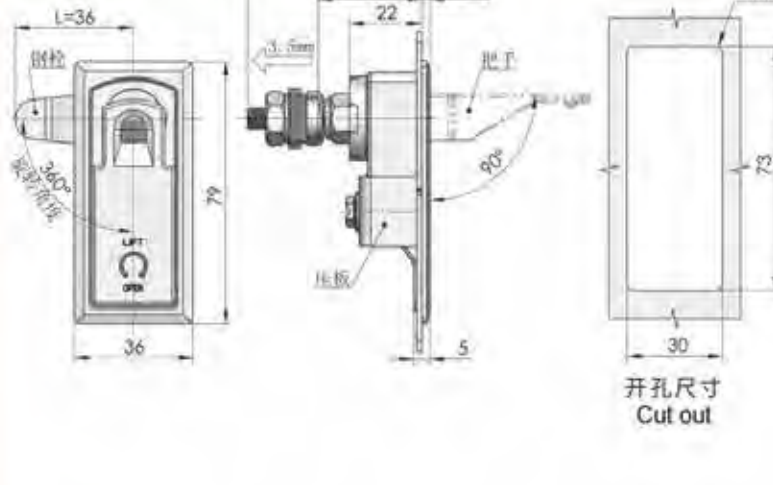


特征说明:


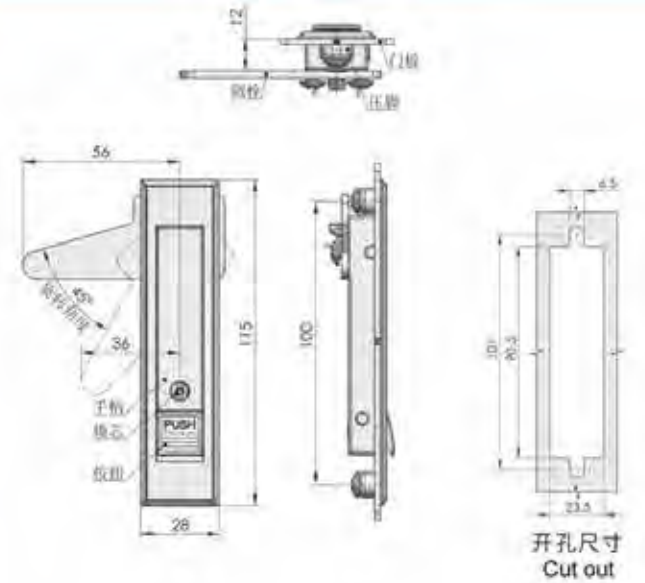

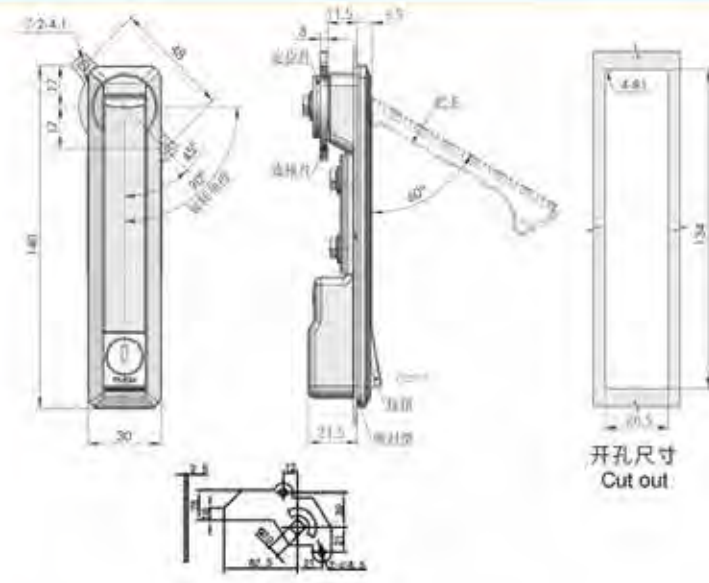
- 材 质: 锌合金锁壳, 把手, 按钮, A3钢锁片
- 表面处理: 黑色, 镀铬
- 结构功能: 按下按钮把手弹开, 按下把手锁紧
- 用 途: 一般适用于空压机设备, 配电箱, 机械, 机床钣金柜门使用
- 备 注: 适用门板厚度1-3mm

把手锁 Handle lock	 <p>MS723-3</p>	 <p>■开孔尺寸 Cut Out</p>	<p>特征说明:</p> <ul style="list-style-type: none"> 材 质: 锌合金锁壳, 把手, 按钮, A3钢锁片 表面处理: 黑色, 镀铬 结构功能: 按下按钮把手弹出开启, 按下把手锁紧 用 途: 一般适用于空压机设备, 配电柜, 机械, 机床钣金柜门体使用 备 注: 适用门板厚度1-3mm <p>Feature Description:</p> <p>Material: zinc alloy lock case, handle, button, A3 steel lock plate</p> <p>Surface treatment: black, chrome plating</p> <p>Structural function: press the button to pop the handle to open, press the handle to lock tightly</p> <p>Uses: Generally suitable for air compressor equipment, power distribution cabinets, machinery, machine tool sheet metal cabinet door use</p> <p>Remarks: Applicable door panel thickness 1-3mm</p>
圆柱锁 Cylinder lock			
平面锁 Plane lock			
连杆锁 Rod control lock			
面板锁 Panel lock	 <p>MS723-4</p>	 <p>■开孔尺寸 Cut Out</p>	<p>特征说明:</p> <ul style="list-style-type: none"> 材 质: 锌合金锁壳, 把手, 按钮, A3钢锁片 表面处理: 黑色, 镀铬 结构功能: 按下按钮把手弹出开启, 按下把手锁紧 用 途: 一般适用于空压机设备, 配电柜, 机械, 机床钣金柜门体使用 备 注: 适用门板厚度1-3mm <p>Feature Description:</p> <p>Material: zinc alloy lock case, handle, button, A3 steel lock plate</p> <p>Surface treatment: black, chrome plating</p> <p>Structural function: press the button to pop the handle to open, press the handle to lock tightly</p> <p>Uses: Generally suitable for air compressor equipment, power distribution cabinets, machinery, machine tool sheet metal cabinet door use</p> <p>Remarks: Applicable door panel thickness 1-3mm</p>
搭扣锁 Tonggle and hook			
拉手 Handles			
限位 Door stop			
铰链 Hinge	 <p>MS726-1A</p>	 <p>开孔尺寸 Cut out</p>	<p>特征说明:</p> <ul style="list-style-type: none"> 材 质: 锌合金锁壳, 把手, A3钢锁片配件 表面处理: 黑色, 纳米, 镀铬, 亚光 结构功能: 把手抬起左右旋转开启, 把手复位关闭, 锁片定位调换左右通用 用 途: 一般适用于机箱机柜, 通讯机柜, 机箱, 配电箱, 电柜, 机械机床钣金箱体使用 备 注: 适用门板厚度1-3mm <p>Feature Description:</p> <p>Material: zinc alloy lock shell, handle, button, A3 steel lock piece accessories</p> <p>Surface treatment: black, nano, chrome plated, matt</p> <p>Structural function: the handle is lifted left and right to rotate to open, the handle is reset and closed, and the lock tab positioning is switched left and right</p> <p>Uses: Generally suitable for chassis cabinets, communication cabinets, chassis electrical boxes, electrical cabinets, mechanical machine tool sheet metal boxes</p> <p>Remarks: Applicable door panel thickness 1-3mm</p>
冷库把手 Handle latch			
磁吸 Magnet catch			
附件 Accessories			


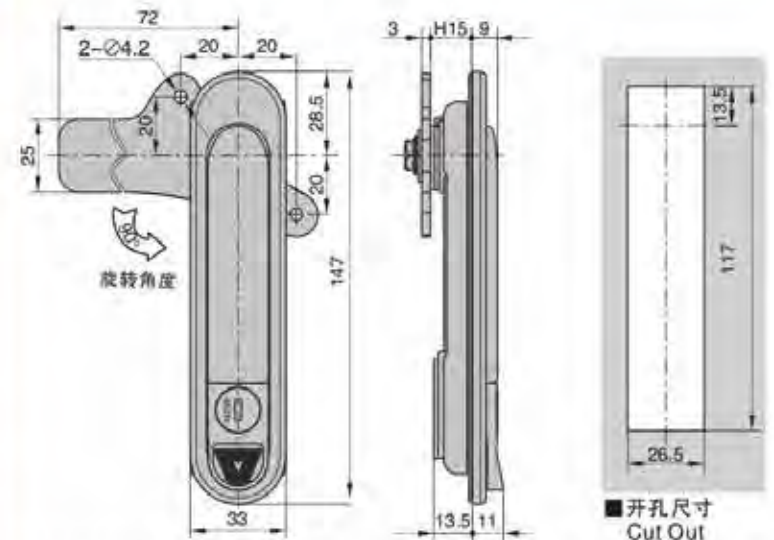

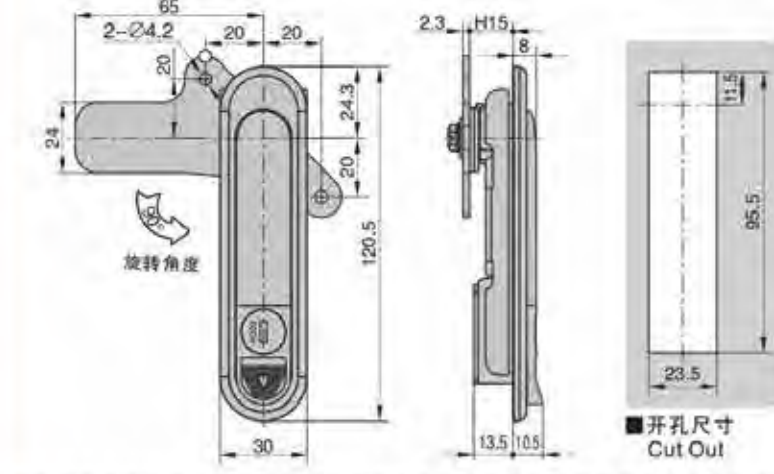

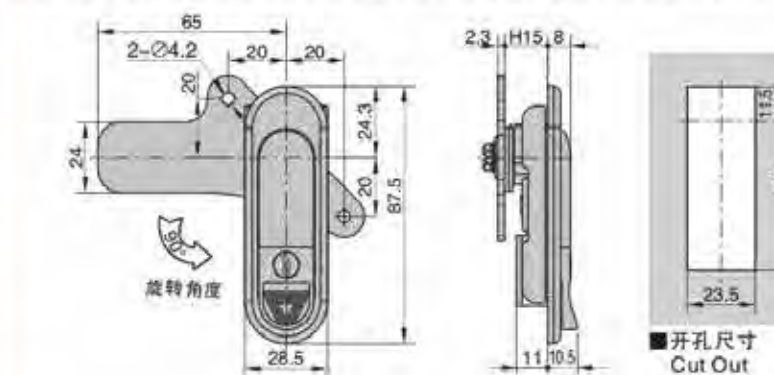
把手锁 Handle lock	 <p>MS726-1</p>	 <p>开孔尺寸 Cut out</p>	<p>特征说明:</p> <ul style="list-style-type: none"> 材 质: 锌合金锁壳, 把手, A3钢锁片配件 表面处理: 黑色, 纳米, 镀铬, 亚光 结构功能: 把手抬起左右旋转开启, 把手复位关闭, 锁片定位调换左右通用 用 途: 一般适用于机箱机柜, 通讯机柜, 机箱, 配电箱, 电柜, 机械机床钣金箱体使用 备 注: 适用门板厚度1-3mm <p>Feature Description:</p> <p>Material: zinc alloy lock shell, handle, button, A3 steel lock piece accessories</p> <p>Surface treatment: black, nano, chrome plated, matt</p> <p>Structural function: the handle is lifted left and right to rotate to open, the handle is reset and closed, and the lock tab positioning is switched left and right</p> <p>Uses: Generally suitable for chassis cabinets, communication cabinets, chassis electrical boxes, electrical cabinets, mechanical machine tool sheet metal boxes</p> <p>Remarks: Applicable door panel thickness 1-3mm</p>
圆柱锁 Cylinder lock			
平面锁 Plane lock			
连杆锁 Rod control lock			
面板锁 Panel lock	 <p>MS726-1A</p>	 <p>开孔尺寸 Cut out</p>	<p>特征说明:</p> <ul style="list-style-type: none"> 材 质: 锌合金锁壳, 把手, A3钢锁片配件 表面处理: 黑色, 纳米, 镀铬, 亚光 结构功能: 把手抬起左右旋转开启, 把手复位关闭, 锁片定位调换左右通用 用 途: 一般适用于机箱机柜, 通讯机柜, 机箱, 配电箱, 电柜, 机械机床钣金箱体使用 备 注: 适用门板厚度1-3mm <p>Feature Description:</p> <p>Material: zinc alloy lock shell, handle, button, A3 steel lock piece accessories</p> <p>Surface treatment: black, nano, chrome plated, matt</p> <p>Structural function: the handle is lifted left and right to rotate to open, the handle is reset and closed, and the lock tab positioning is switched left and right</p> <p>Uses: Generally suitable for chassis cabinets, communication cabinets, chassis electrical boxes, electrical cabinets, mechanical machine tool sheet metal boxes</p> <p>Remarks: Applicable door panel thickness 1-3mm</p>
搭扣锁 Tonggle and hook			
拉手 Handles			
限位 Door stop			
铰链 Hinge	 <p>MS726-1A</p>	 <p>开孔尺寸 Cut out</p>	<p>特征说明:</p> <ul style="list-style-type: none"> 材 质: 锌合金锁壳, 把手, A3钢锁片配件 表面处理: 黑色, 纳米, 镀铬, 亚光 结构功能: 把手抬起左右旋转开启, 把手复位关闭, 锁片定位调换左右通用 用 途: 一般适用于机箱机柜, 通讯机柜, 机箱, 配电箱, 电柜, 机械机床钣金箱体使用 备 注: 适用门板厚度1-3mm <p>Feature Description:</p> <p>Material: zinc alloy lock shell, handle, button, A3 steel lock piece accessories</p> <p>Surface treatment: black, nano, chrome plated, matt</p> <p>Structural function: the handle is lifted left and right to rotate to open, the handle is reset and closed, and the lock tab positioning is switched left and right</p> <p>Uses: Generally suitable for chassis cabinets, communication cabinets, chassis electrical boxes, electrical cabinets, mechanical machine tool sheet metal boxes</p> <p>Remarks: Applicable door panel thickness 1-3mm</p>
冷库把手 Handle latch			
磁吸 Magnet catch			
附件 Accessories			

把手锁 Handle lock	 MS726-2	 开孔尺寸 Cut out	特征说明: >材 质: 锌合金锁壳, 把手, 按键, A3钢锁片 >表面处理: 黑色, 纳米, 镀铬, 亚光 >结构功能: 按下按钮把手弹出, 按下把手锁紧 >用 途: 一般适用于空压机设备, 配电柜, 机械, 机床钣金柜门体使用 >备 注: 适用门板厚度1-3mm
圆柱锁 Cylinder lock			
平面锁 Plane lock			
连杆锁 Rod control lock			
面板锁 Panel lock	 MS726-2S	 开孔尺寸 Cut out	Feature Description: Material: zinc alloy lock shell, handle, button, A3 steel lock piece accessories Surface treatment: black, nano, chrome plated, matt Structural function: press the button to pop the handle to open, press the handle to lock tightly Uses: Generally suitable for air compressor equipment, power distribution cabinets, machinery, machine tool sheet metal cabinet door use Remarks: Applicable door panel thickness 1-3mm
搭扣锁 Tonggle and hook			
拉手 Handles			
限位 Door stop			
铰链 Hinge	 MS726-2S	 开孔尺寸 Cut out	Feature Description: Material: SUS304 stainless steel lock case, handle, SUS accessories Surface treatment: sand surface drawing, mirror polishing Structural function: through key locking, pressing the handle to automatically pop up, rotating the handle to open, adjustable to change the position of the lock piece left and right Uses: Generally suitable for chassis cabinets, communication cabinets, chassis electrical boxes, electrical cabinets, mechanical machine tool sheet metal boxes Remarks: Applicable door panel thickness 1-3mm
冷库把手 Handle latch			
磁吸 Magnet catch			
附件 Accessories			

把手锁 Handle lock	 MS726-3	 开孔尺寸 Cut out	特征说明: >材 质: 锌合金锁壳, 把手, 按键, A3钢锁片 >表面处理: 黑色, 纳米, 镀铬, 亚光 >结构功能: 按下按钮把手弹出, 按下把手锁紧 >用 途: 一般适用于空压机设备, 配电柜, 机械, 机床钣金柜门体使用 >备 注: 适用门板厚度1-3mm
圆柱锁 Cylinder lock			
平面锁 Plane lock			
连杆锁 Rod control lock			
面板锁 Panel lock	 MS727	 开孔尺寸 Cut out	Feature Description: Material: zinc alloy lock shell, handle, button, A3 steel lock piece accessories Surface treatment: black, nano, chrome plated, matt Structural function: through key locking, pressing the handle to automatically pop up, rotating the handle to open, adjustable to change the position of the lock piece left and right Uses: Generally suitable for chassis cabinets, communication cabinets, chassis electrical boxes, electrical cabinets, mechanical machine tool sheet metal boxes Remarks: Applicable door panel thickness 1-3mm
搭扣锁 Tonggle and hook			
拉手 Handles			
限位 Door stop			
铰链 Hinge	 MS727	 开孔尺寸 Cut out	Feature Description: Material: SUS304 stainless steel lock case, handle, SUS accessories Surface treatment: sand surface drawing, mirror polishing Structural function: through key locking, pressing the handle to automatically pop up, rotating the handle to open, adjustable to change the position of the lock piece left and right Uses: Generally suitable for chassis cabinets, communication cabinets, chassis electrical boxes, electrical cabinets, mechanical machine tool sheet metal boxes Remarks: Applicable door panel thickness 1-3mm
冷库把手 Handle latch			
磁吸 Magnet catch			
附件 Accessories			

把手锁 Handle lock	 <p>MS728-1/2/1H/2H</p>	 <p>开孔尺寸 Cut out</p>	<p>特征说明:</p> <p>材 质: 锌合金锁壳, 把手, ABS按键, A3钢锁片</p> <p>表面处理: 镀铬</p> <p>结构功能: 通过按键打开按下把手锁闭, 分带锁无锁</p> <p>用 途: 一般适用于配电柜, 机箱, 表箱, 机械, 机床, 自动化设备柜门体使用</p> <p>备 注: 适用门板厚度1-3mm</p>
圆柱锁 Cylinder lock			
平面锁 Plane lock			
连杆锁 Rod control lock			
面板锁 Panel lock	<p>Feature Description:</p> <p>Material: zinc alloy lock case, handle, ABS button, A3 steel lock plate</p> <p>Surface treatment: chrome plating</p> <p>Structural function: open and press the handle to lock by pressing the button, and the sub-belt lock is unlocked</p> <p>Uses: Generally suitable for power distribution cabinets, electrical boxes, machinery, machine tools, automation equipment cabinet door use</p> <p>Remarks: Applicable door panel thickness 1-3mm</p>	<p>Feature Description:</p> <p>Material: zinc alloy lock shell, handle, button, A3 steel lock piece accessories</p> <p>Surface treatment: black, nano, chrome plated, matt</p> <p>Structural function: through key locking, pressing the handle to automatically pop up, rotating the handle to open, adjustable to change the position of the lock piece left and right</p> <p>Uses: Generally suitable for chassis cabinets, communication cabinets, chassis electrical boxes, electrical cabinets, mechanical machine tool sheet metal boxes</p> <p>Remarks: Applicable door panel thickness 1-3mm</p>	<p>特征说明:</p> <p>材 质: 锌合金锁壳, 把手, 按键, A3钢锁片配件</p> <p>表面处理: 黑色, 纳米, 镀铬, 亚光</p> <p>结构功能: 通过钥匙锁闭, 按下把手自动弹起, 旋转把手开启, 可切换锁片位置左右通用</p> <p>用 途: 一般适用于机箱机柜, 通讯机柜, 机箱, 机箱, 电柜, 机械机床钣金箱体使用</p> <p>备 注: 适用门板厚度1-3mm</p>
搭扣锁 Tonggle and hook			
拉手 Handles			
限位 Door stop			
铰链 Hinge	 <p>MS729</p>	 <p>开孔尺寸 Cut out</p>	<p>Feature Description:</p> <p>Material: zinc alloy lock shell, handle, button, A3 steel lock piece accessories</p> <p>Surface treatment: black, nano, chrome plated, matt</p> <p>Structural function: through key locking, pressing the handle to automatically pop up, rotating the handle to open, adjustable to change the position of the lock piece left and right</p> <p>Uses: Generally suitable for chassis cabinets, communication cabinets, chassis electrical boxes, electrical cabinets, mechanical machine tool sheet metal boxes</p> <p>Remarks: Applicable door panel thickness 1-3mm</p>
冷库把手 Handle latch			
磁吸 Magnet catch			
附件 Accessories			

把手锁 Handle lock	 <p>MS730-1带锁 MS730-2无锁</p>	 <p>开孔尺寸 Cut out</p>	<p>Feature Description:</p> <p>Material: zinc alloy lock shell, handle, button, A3 steel lock piece accessories</p> <p>Surface treatment: black, nano, chrome plated, matt</p> <p>Structural function: through key locking, pressing the handle to automatically pop up, rotating the handle to open, adjustable to change the position of the lock piece left and right</p> <p>Uses: Generally suitable for chassis cabinets, communication cabinets, chassis electrical boxes, electrical cabinets, mechanical machine tool sheet metal boxes</p> <p>Remarks: Applicable door panel thickness 1-3mm</p>	<p>特征说明:</p> <p>材 质: 锌合金锁壳, 把手, 按键, A3钢锁片配件</p> <p>表面处理: 黑色, 纳米, 镀铬, 亚光</p> <p>结构功能: 通过钥匙锁闭, 按下把手自动弹起, 旋转把手开启, 可切换锁片位置左右通用</p> <p>用 途: 一般适用于机箱机柜, 通讯机柜, 机箱, 机箱, 电柜, 机械机床钣金箱体使用</p> <p>备 注: 适用门板厚度1-3mm</p>
圆柱锁 Cylinder lock				
平面锁 Plane lock				
连杆锁 Rod control lock				
面板锁 Panel lock	<p>Feature Description:</p> <p>Material: zinc alloy lock shell, handle, button, A3 steel lock piece accessories</p> <p>Surface treatment: black, nano, chrome plated, matt</p> <p>Structural function: through key locking, pressing the handle to automatically pop up, rotating the handle to open, adjustable to change the position of the lock piece left and right</p> <p>Uses: Generally suitable for chassis cabinets, communication cabinets, chassis electrical boxes, electrical cabinets, mechanical machine tool sheet metal boxes</p> <p>Remarks: Applicable door panel thickness 1-3mm</p>	 <p>MS732-1</p>	 <p>开孔尺寸 Cut out</p>	<p>Feature Description:</p> <p>Material: zinc alloy lock shell, handle, button, A3 steel lock piece accessories</p> <p>Surface treatment: black, nano, chrome plated, matt</p> <p>Structural function: through key locking, pressing the handle to automatically pop up, rotating the handle to open, adjustable to change the position of the lock piece left and right</p> <p>Uses: Generally suitable for chassis cabinets, communication cabinets, chassis electrical boxes, electrical cabinets, mechanical machine tool sheet metal boxes</p> <p>Remarks: Applicable door panel thickness 1-3mm</p>
搭扣锁 Tonggle and hook				
拉手 Handles				
限位 Door stop				
铰链 Hinge				
冷库把手 Handle latch				
磁吸 Magnet catch				
附件 Accessories				

把手锁 Handle lock			
圆柱锁 Cylinder lock			
平面锁 Plane lock			
连杆锁 Rod control lock			
面板锁 Panel lock			
搭扣锁 Tonggle and hook			
拉手 Handles			
限位 Door stop			
铰链 Hinge			
冷库把手 Handle latch			
磁吸 Magnet catch			
附件 Accessories			

MS735-1

MS735-2

MS735-3

特征说明:

材 质: 锌合金锁壳, 把手, 按钮, A3钢锁片配件

表面处理: 黑色, 纳米, 镀铬, 亚光

结构功能: 通过钥匙锁闭, 按下把手自动弹起, 旋转把手开启, 可调整锁片位置左右通用

用 途: 一般适用于机箱机柜、通讯机柜、机箱、配电箱、电柜、机械机床钣金箱体使用

备 注: 适用门板厚度1-3mm

Feature Description:

Material: zinc alloy lock shell, handle, button, A3 steel lock piece accessories

Surface treatment: black, nano, chrome plated, matt

Structural function: through key locking, pressing the handle to automatically pop up, rotating the handle to open, adjustable to change the position of the lock piece left and right

Uses: Generally suitable for chassis cabinets, communication cabinets, chassis electrical boxes, electrical cabinets, mechanical machine tool sheet metal boxes

Remarks: Applicable door panel thickness 1-3mm

把手锁 Handle lock			
圆柱锁 Cylinder lock			
平面锁 Plane lock			
连杆锁 Rod control lock			
面板锁 Panel lock			
搭扣锁 hook Tonggle and			
拉手 Handles			
限位 Door stop			
铰链 Hinge			
冷库把手 Handle latch			
磁吸 Magnet catch			
附件 Accessories			

MS736

MS737

特征说明:

材 质: 锌合金锁壳, 把手, 按钮, A3钢锁片配件

表面处理: 黑色, 纳米, 镀铬, 亚光

结构功能: 通过钥匙锁闭, 按下把手自动弹起, 旋转把手开启, 可调整锁片位置左右通用

用 途: 一般适用于机箱机柜、通讯机柜、机箱、配电箱、电柜、机械机床钣金箱体使用

备 注: 适用门板厚度1-3mm

Feature Description:

Material: zinc alloy lock shell, handle, button, A3 steel lock piece accessories

Surface treatment: black, nano, chrome plated, matt

Structural function: through key locking, pressing the handle to automatically pop up, rotating the handle to open, adjustable to change the position of the lock piece left and right

Uses: Generally suitable for chassis cabinets, communication cabinets, chassis electrical boxes, electrical cabinets, mechanical machine tool sheet metal boxes

Remarks: Applicable door panel thickness 1-3mm

把手锁 Handle lock		
圆柱锁 Cylinder lock		
平面锁 Plane lock		
连杆锁 Rod control lock		
面板锁 Panel lock	特征说明: 材 质: 锌合金锁壳, 把手, 按键, A3钢锁片配件 表面处理: 黑色, 纳米, 镀铬, 亚光 结构功能: 通过钥匙锁闭, 按下把手弹起, 可调整锁片位置左右通用 用 途: 一般适用于机箱机柜, 通讯机柜, 机箱, 电箱, 电柜, 机械机床钣金箱体使用 备 注: 适用门板厚度1-3mm	Feature Description: Material: zinc alloy lock shell, handle, button, A3 steel lock piece accessories Surface treatment: black, nano, chrome plated, matt Structural function: lock by key, press the handle to pop up, adjustable to change the position of the lock piece left and right Uses: Generally suitable for chassis cabinets, communication cabinets, chassis electrical boxes, electrical cabinets, mechanical machine tool sheet metal boxes Remarks: Applicable door panel thickness 1-3mm
搭扣锁 Tonggle and hook		
拉手 Handles		
限位 Door stop		
铰链 Hinge		
冷库把手 Handle latch		
磁吸 Magnet catch	特征说明: 材 质: 锌合金锁壳, 把手, 按键, A3钢锁片配件 表面处理: 镀铬, 砂铬 结构功能: 通过钥匙锁闭, 按下把手弹起, 可调整锁片位置左右通用 用 途: 一般适用于机箱机柜, 通讯机柜, 机箱, 电箱, 电柜, 机械机床钣金箱体使用 备 注: 适用门板厚度1-3mm	Feature Description: Material: zinc alloy lock shell, handle, button, A3 steel lock piece accessories Surface treatment: chrome plating, sand chrome Structural function: lock by key, press the handle to pop up, adjustable to change the position of the lock piece left and right Uses: Generally suitable for chassis cabinets, communication cabinets, chassis electrical boxes, electrical cabinets, mechanical machine tool sheet metal boxes Remarks: Applicable door panel thickness 1-3mm
附件 Accessories		

把手锁 Handle lock		
圆柱锁 Cylinder lock		
平面锁 Plane lock		
连杆锁 Rod control lock		
面板锁 Panel lock	特征说明: 材 质: 锌合金锁壳, 把手, 按键, A3钢锁片配件 表面处理: 黑色, 纳米, 镀铬, 亚光 结构功能: 通过钥匙锁闭, 按下把手自动弹起, 旋转把手开启, 可调整锁片位置左右通用 用 途: 一般适用于机箱机柜, 通讯机柜, 机箱, 电箱, 电柜, 机械机床钣金箱体使用 备 注: 适用门板厚度1-3mm	Feature Description: Material: zinc alloy lock shell, handle, button, A3 steel lock piece accessories Surface treatment: black, nano, chrome plated, matt Structural function: through key locking, pressing the handle to automatically pop up, rotating the handle to open, adjustable to change the position of the lock piece left and right Uses: Generally suitable for chassis cabinets, communication cabinets, chassis electrical boxes, electrical cabinets, mechanical machine tool sheet metal boxes Remarks: Applicable door panel thickness 1-3mm
搭扣锁 Tonggle and hook		
拉手 Handles		
限位 Door stop		
铰链 Hinge		
冷库把手 Handle latch		
磁吸 Magnet catch	特征说明: 材 质: SUS304不锈钢锁壳, 把手, SUS配件 表面处理: 砂面拉丝, 镜面抛光 结构功能: 通过钥匙锁闭, 按下把手自动弹起, 旋转把手开启, 可调整锁片位置左右通用 用 途: 一般适用于机箱机柜, 通讯机柜, 机箱, 电箱, 电柜, 机械机床钣金箱体使用 备 注: 适用门板厚度1-3mm	Feature Description: Material: SUS304 stainless steel lock case, handle, SUS accessories Surface treatment: sand surface drawing, mirror polishing Structural function: through key locking, pressing the handle to automatically pop up, rotating the handle to open, adjustable to change the position of the lock piece left and right Uses: Generally suitable for chassis cabinets, communication cabinets, chassis electrical boxes, electrical cabinets, mechanical machine tool sheet metal boxes Remarks: Applicable door panel thickness 1-3mm
附件 Accessories		

把手锁
Handle lock

圆柱锁
Cylinder lock

平面锁
Plane lock

连杆锁
Rod control lock

面板锁
Panel lock

搭扣锁
Tonggle and hook

拉手
Handles

限位
Door stop

铰链
Hinge

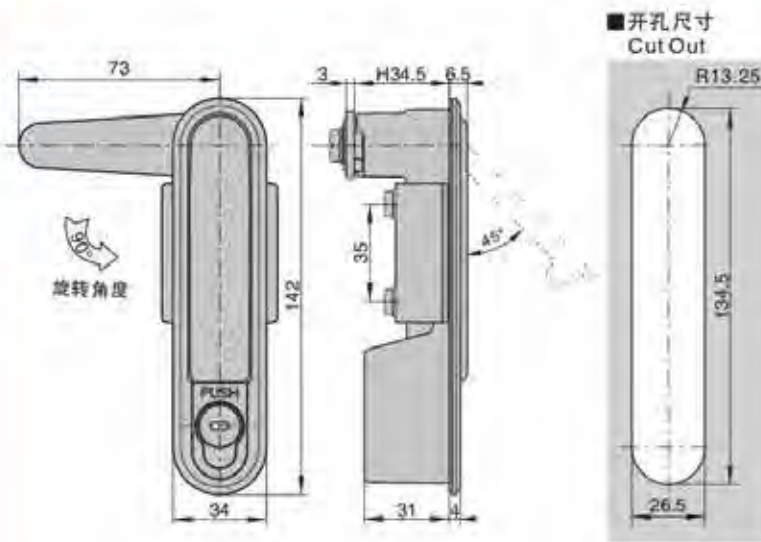
冷库把手
Handle latch

磁吸
Magnet catch

附件
Accessories



MS818-1C



特征说明:

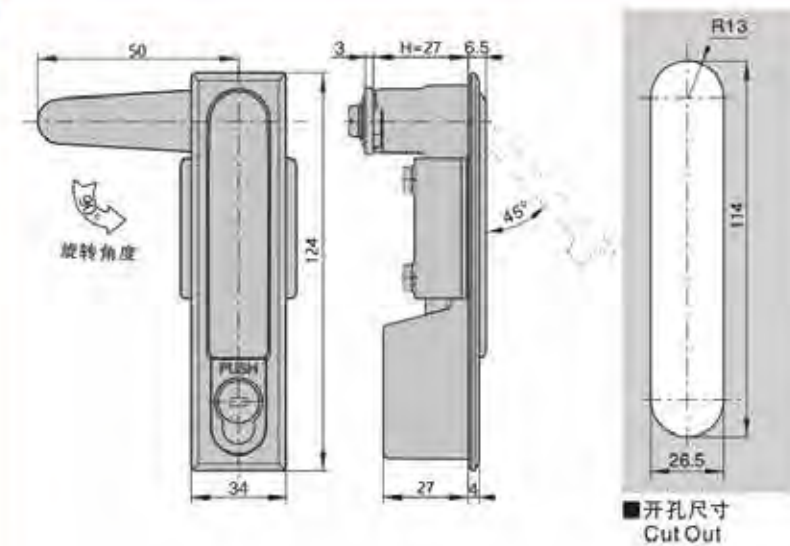
- 材 质: 锌合金锁壳, 把手, 按键, A3钢锁片配件
- 表面处理: 黑色, 纳米, 镀铬, 亚光
- 结构功能: 通过钥匙锁闭, 按下把手自动弹起, 旋转把手开启, 可调整锁片位置左右通用
- 用 途: 一般适用于机箱机柜, 通讯机柜, 机箱, 机箱, 机箱, 机械机床钣金箱体使用
- 备 注: 适用门板厚度1-3mm

Feature Description:

Material: zinc alloy lock shell, handle, button, A3 steel lock piece accessories
Surface treatment: black, nano, chrome plated, matt
Structural function: through key locking, pressing the handle to automatically pop up, rotating the handle to open, adjustable to change the position of the lock piece left and right
Uses: Generally suitable for chassis cabinets, communication cabinets, chassis electrical boxes, electrical cabinets, mechanical machine tool sheet metal boxes
Remarks: Applicable door panel thickness 1-3mm



MS818-2(MS618)

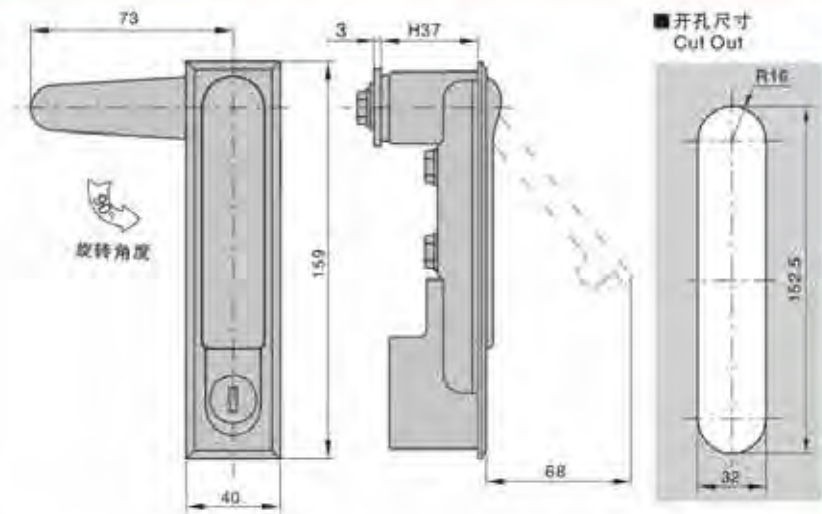


特征说明:

- 材 质: 锌合金锁壳, 把手, 按键, A3钢锁片配件
- 表面处理: 黑色, 纳米
- 结构功能: 通过钥匙锁闭, 按下把手自动弹起, 旋转把手开启, 可调整锁片位置左右通用
- 用 途: 一般适用于机箱机柜, 通讯机柜, 机箱, 机箱, 机箱, 机械机床钣金箱体使用
- 备 注: 适用门板厚度1-3mm

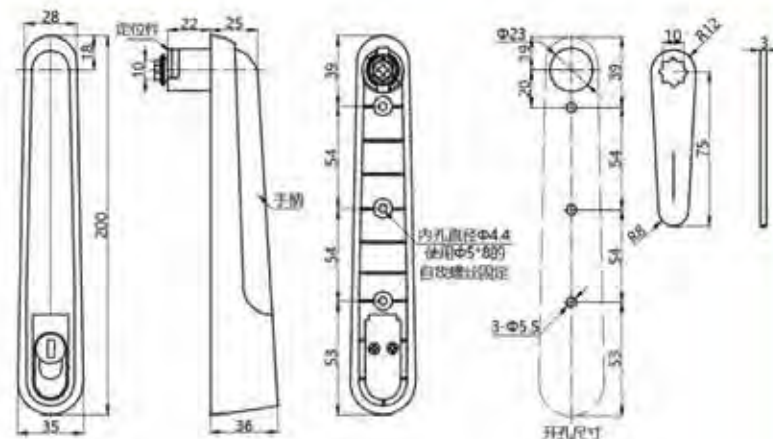
Feature Description:

Material: zinc alloy lock shell, handle, button, A3 steel lock piece accessories
Surface treatment: black, nano
Structural function: through key locking, pressing the handle to automatically pop up, rotating the handle to open, adjustable to change the position of the lock piece left and right
Uses: Generally suitable for chassis cabinets, communication cabinets, chassis electrical boxes, electrical cabinets, mechanical machine tool sheet metal boxes
Remarks: Applicable door panel thickness 1-3mm



Feature Description:

Material: zinc alloy lock shell, handle, button, A3 steel lock piece accessories
Surface treatment: nano, matt
Structural function: through key locking, pressing the handle to automatically pop up, rotating the handle to open, adjustable to change the position of the lock piece left and right
Uses: Generally suitable for chassis cabinets, communication cabinets, chassis electrical boxes, electrical cabinets, mechanical machine tool sheet metal boxes
Remarks: Applicable door panel thickness 1-3mm



Feature Description:

Material: PA lock shell, zinc alloy lock cylinder, hinge, A3 steel lock plate
Surface treatment: black
Structural function: through key locking, pressing the handle to automatically pop up, rotating the handle to open, adjustable to change the position of the lock piece left and right
Uses: Generally suitable for chassis cabinets, communication cabinets, chassis electrical boxes, electrical cabinets, mechanical machine tool sheet metal boxes
Remarks: Applicable door panel thickness 1-3mm



MS818-3C

特征说明:

- 材 质: 锌合金锁壳, 把手, 按键, A3钢锁片配件
- 表面处理: 纳米, 亚光
- 结构功能: 通过钥匙锁闭, 按下把手自动弹起, 旋转把手开启, 可调整锁片位置左右通用
- 用 途: 一般适用于机箱机柜, 通讯机柜, 机箱, 机箱, 机箱, 机械机床钣金箱体使用
- 备 注: 适用门板厚度1-3mm



MS818-5

特征说明:

- 材 质: PA锁壳, 锌合金锁芯, 铰链, A3钢锁片
- 表面处理: 黑色
- 结构功能: 通过钥匙锁闭, 按下把手自动弹起, 旋转把手开启, 可调整锁片位置左右通用
- 用 途: 一般适用于机箱机柜, 通讯机柜, 机箱, 机箱, 机箱, 机械机床钣金箱体使用
- 备 注: 适用门板厚度1-3mm

把手锁 Handle lock			MS834-5
圆柱锁 Cylinder lock			
平面锁 Plane lock			
连杆锁 Rod control lock			
面板锁 Panel lock	特征说明: >材 质: 锌合金锁壳、把手、按钮、A3钢锁片配件 >表面处理: 黑色、纳米、镀铬、亚光 >结构功能: 通过钥匙锁闭, 按下把手自动弹起、旋转把手开启, 可调整锁片位置左右通用 >用 途: 一般适用于机箱机柜、通讯机柜、机箱、配电箱、机柜、机械机床钣金箱体使用 >备 注: 适用门板厚度1-3mm	Feature Description: Material: zinc alloy lock shell, handle, button, A3 steel lock piece accessories Surface treatment: black, nano, chrome plated, matt Structural function: through key locking, pressing the handle to automatically pop up, rotating the handle to open, adjustable to change the position of the lock piece left and right Uses: Generally suitable for chassis cabinets, communication cabinets, chassis electrical boxes, electrical cabinets, mechanical machine tool sheet metal boxes Remarks: Applicable door panel thickness 1-3mm	
搭扣锁 Tonggle and hook			
拉手 Handles			MS835
限位 Door stop			
铰链 Hinge			
冷库把手 Handle latch			
磁吸 Magnet catch	特征说明: >材 质: 锌合金锁壳、把手、A3钢锁片配件 >表面处理: 镀铬、亚光 >结构功能: 把手抬起左右旋转开启, 把手复位关闭, 调整锁片方向左右通用 >用 途: 一般适用于机箱机柜、通讯机柜、机箱、配电箱、机柜、机械机床钣金箱体使用 >备 注: 适用门板厚度1-3mm	Feature Description: Material: zinc alloy lock shell, handle, button, A3 steel lock piece accessories Surface treatment: nano, matt Structural function: the handle is lifted left and right to rotate to open, the handle is reset and closed, and the direction of the lock piece is changed left and right Uses: Generally suitable for chassis cabinets, communication cabinets, chassis electrical boxes, electrical cabinets, mechanical machine tool sheet metal boxes Remarks: Applicable door panel thickness 1-3mm	
附件 Accessories			

把手锁 Handle lock			MS835-SUS
圆柱锁 Cylinder lock			
平面锁 Plane lock			
连杆锁 Rod control lock			
面板锁 Panel lock	特征说明: >材 质: SUS不锈钢锁壳、把手、连杆、锁片 >表面处理: 砂面拉丝、镜面抛光 >结构功能: 把手抬起左右旋转开启, 把手复位关闭, 调整锁片方向左右通用 >用 途: 一般适用于机箱机柜、通讯机柜、机箱、配电箱、机柜、机械机床钣金箱体使用 >备 注: 适用门板厚度1-3mm	Feature Description: Material: SUS304 stainless steel lock case, handle, SUS accessories Surface treatment: sand surface drawing, mirror polishing Structural function: the handle is lifted left and right to rotate to open, the handle is reset and closed, and the direction of the lock piece is changed left and right Uses: Generally suitable for chassis cabinets, communication cabinets, chassis electrical boxes, electrical cabinets, mechanical machine tool sheet metal boxes Remarks: Applicable door panel thickness 1-3mm	
搭扣锁 Tonggle and hook			
拉手 Handles			MS835-2S
限位 Door stop			
铰链 Hinge			
冷库把手 Handle latch			
磁吸 Magnet catch	特征说明: >材 质: SUS不锈钢锁壳、把手、连杆、锁片 >表面处理: 砂面拉丝、镜面抛光 >结构功能: 把手抬起左右旋转开启, 把手复位关闭, 调整锁片方向左右通用 >用 途: 一般适用于机箱机柜、通讯机柜、机箱、配电箱、机柜、机械机床钣金箱体使用 >备 注: 适用门板厚度1-3mm	Feature Description: Material: SUS304 stainless steel lock case, handle, SUS accessories Surface treatment: sand surface drawing, mirror polishing Structural function: the handle is lifted left and right to rotate to open, the handle is reset and closed, and the direction of the lock piece is changed left and right Uses: Generally suitable for chassis cabinets, communication cabinets, chassis electrical boxes, electrical cabinets, mechanical machine tool sheet metal boxes Remarks: Applicable door panel thickness 1-3mm	
附件 Accessories			

把手锁
Handle lock

圆柱锁
Cylinder lock

平面锁
Plane lock

连杆锁
Rod control lock

面板锁
Panel lock

搭扣锁
Tonggle and hook

拉手
Handles

限位
Door stop

铰链
Hinge

冷库把手
Handle latch

磁吸
Magnet catch

附件
Accessories



MS843-3带锁
MS843-3A无锁



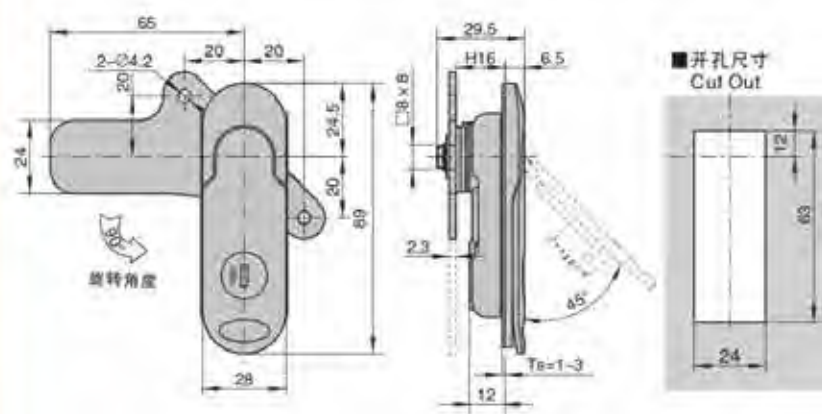
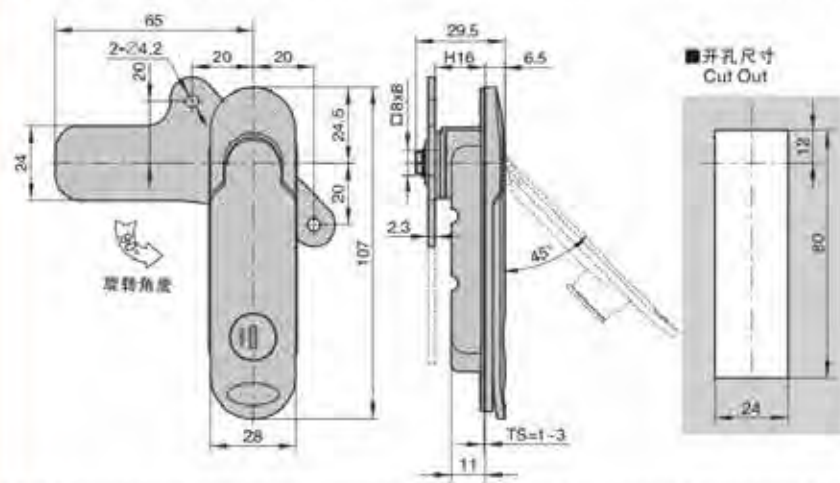
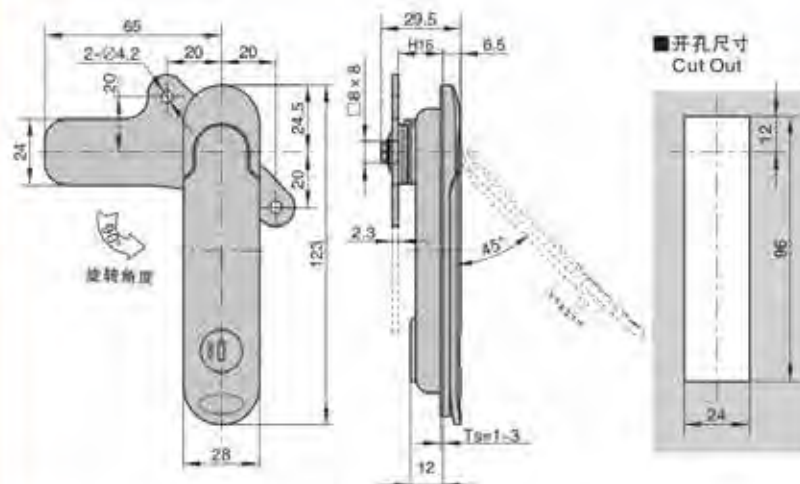
MS843-2带锁
MS843-2A无锁



MS843-1带锁
MS843-1A无锁

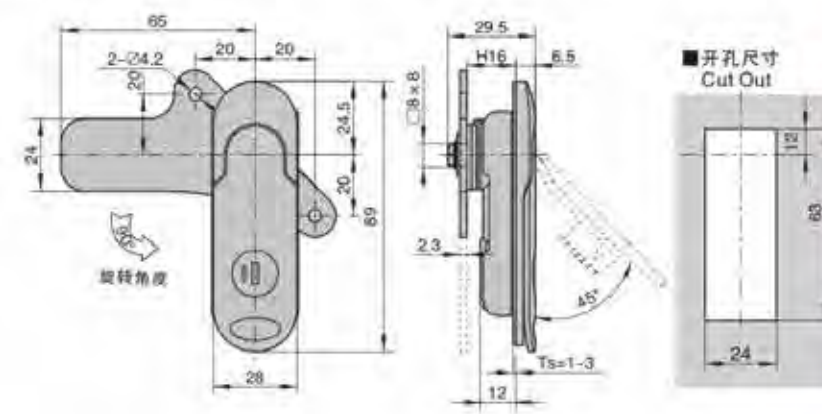
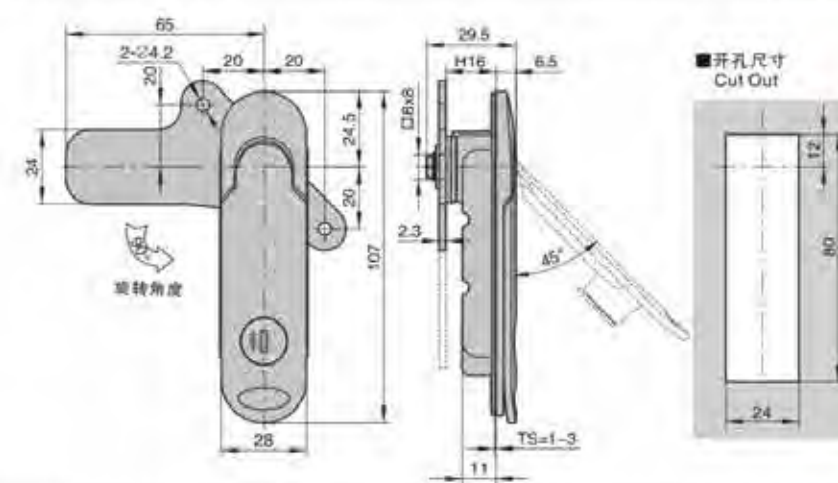
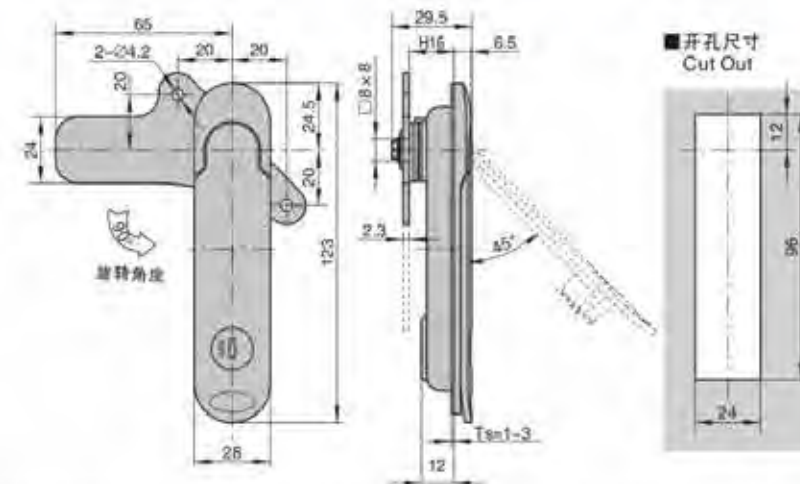
特征说明:

- 材 质: 锌合金锁壳、把手、转轴, A3钢锁片
- 表面处理: 黑色、纳米、镀铬、亚光
- 结构功能: 把手抬起左右旋转开启, 把手复位关闭, 调换锁片方向左右通用
- 用 途: 一般适用于机箱机柜、通讯机柜、机箱、配电箱、电柜、机械机床钣金箱体使用
- 备 注: 适用门板厚度1-3mm



Feature Description:

Material: zinc alloy lock shell, handle, hinge, A3 steel lock piece
Surface treatment: black, nano, chrome plated, matt
Structural function: the handle is lifted left and right to rotate to open, the handle is reset and closed, and the direction of the lock piece is changed left and right
Uses: Generally suitable for chassis cabinets, communication cabinets, chassis electrical boxes, electrical cabinets, mechanical machine tool sheet metal boxes
Remarks: Applicable door panel thickness 1-3mm



Feature Description:

Material: SUS304 stainless steel lock case, handle, SUS accessories
Surface treatment: sand surface drawing, mirror polishing
Structural function: the handle is lifted left and right to rotate to open, the handle is reset and closed, and the direction of the lock piece is changed left and right
Uses: Generally suitable for chassis cabinets, communication cabinets, chassis electrical boxes, electrical cabinets, mechanical machine tool sheet metal boxes
Remarks: Applicable door panel thickness 1-3mm



MS843-15/1AS(SUS)



MS843-25/2AS



MS843-35/3AS

特征说明:

- 材 质: SUS不锈钢锁壳、把手、螺杆、锁片
- 表面处理: 砂面拉丝、镜面抛光
- 结构功能: 把手抬起左右旋转开启, 把手复位关闭, 调换锁片方向左右通用
- 用 途: 一般适用于机箱机柜、通讯机柜、机箱、配电箱、电柜、机械机床钣金箱体使用
- 备 注: 适用门板厚度1-3mm

把手锁
Handle lock

圆柱锁
Cylinder lock

平面锁
Plane lock

连杆锁
Rod control lock

面板锁
Panel lock

搭扣锁
Tonggle and hook

拉手
Handles

限位
Door stop


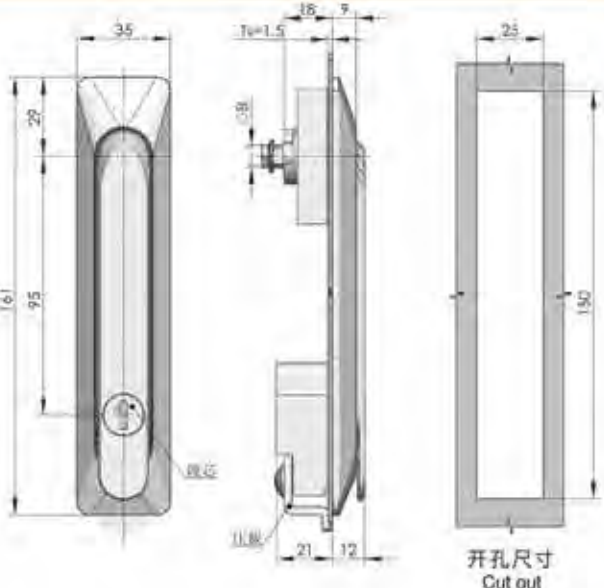

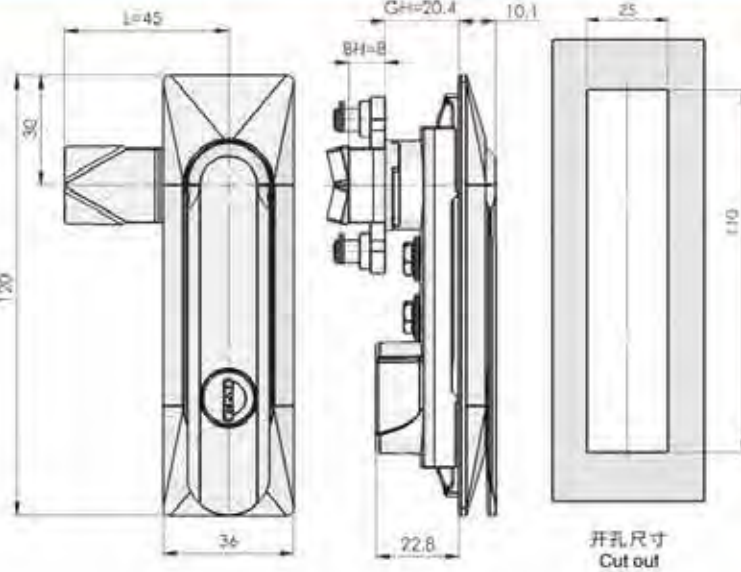
铰链
Hinge

冷库把手
Handle latch

磁吸
Magnet catch

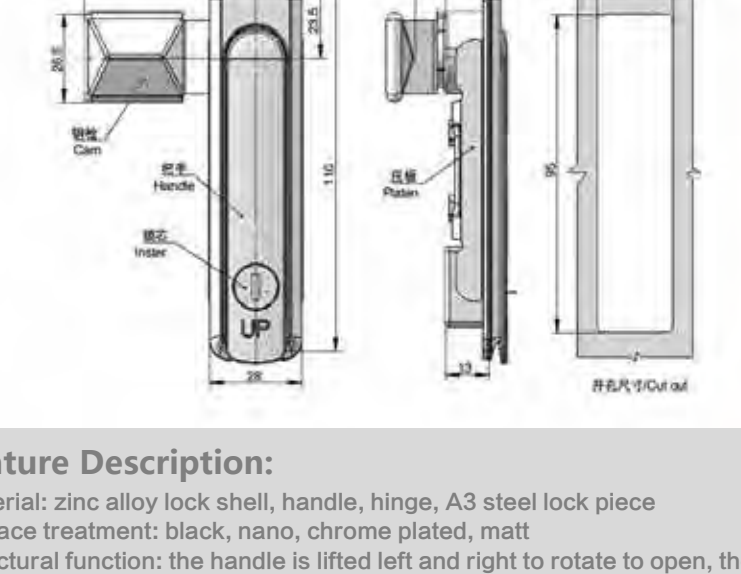
附件
Accessories


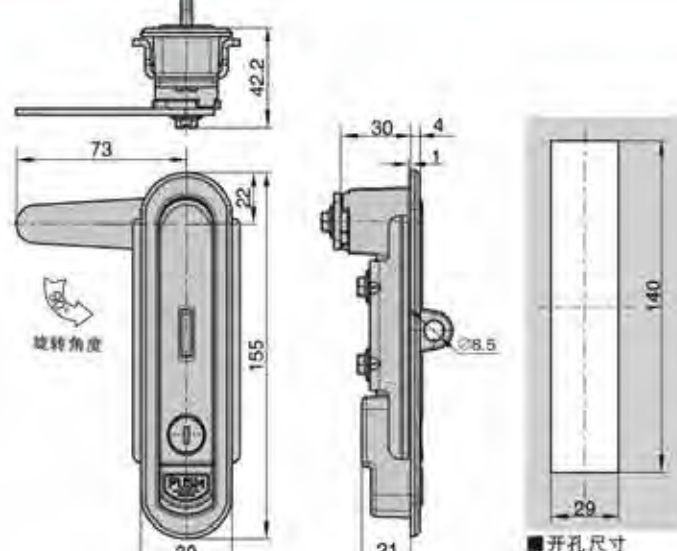
把手锁 Handle lock	 <p>MS861-1</p>	 <p>开孔尺寸 Cut out</p>	<p>特征说明:</p> <p>➢ 材 质: 锌合金锁壳, 把手, 转轴, A3钢锁片</p> <p>➢ 表面处理: 黑色, 纳米, 镀铬, 亚光</p> <p>➢ 结构功能: 把手抬起左右旋转开启, 把手复位关闭, 调换锁片方向左右通用</p> <p>➢ 用 途: 一般适用于机箱机柜, 通讯机柜, 机箱, 机箱, 机箱, 机械机床钣金箱体使用</p> <p>➢ 备 注: 适用门板厚度1-3mm</p>	<p>Feature Description:</p> <p>Material: zinc alloy lock shell, handle, hinge, A3 steel lock piece</p> <p>Surface treatment: black, nano, chrome plated, matt</p> <p>Structural function: the handle is lifted left and right to rotate to open, the handle is reset and closed, and the direction of the lock piece is changed left and right</p> <p>Uses: Generally suitable for chassis cabinets, communication cabinets, chassis electrical boxes, electrical cabinets, mechanical machine tool sheet metal boxes</p> <p>Remarks: Applicable door panel thickness 1-3mm</p>
圆柱锁 Cylinder lock				
平面锁 Plane lock				
连杆锁 Rod control lock				
面板锁 Panel lock				
搭扣锁 Tonggle and hook	 <p>MS861-2</p>	 <p>开孔尺寸 Cut out</p>	<p>特征说明:</p> <p>➢ 材 质: 锌合金锁壳, 把手, 转轴, A3钢锁片</p> <p>➢ 表面处理: 黑色, 纳米, 镀铬, 亚光</p> <p>➢ 结构功能: 把手抬起左右旋转开启, 把手复位关闭, 调换锁片方向左右通用</p> <p>➢ 用 途: 一般适用于机箱机柜, 通讯机柜, 机箱, 机箱, 机箱, 机械机床钣金箱体使用</p> <p>➢ 备 注: 适用门板厚度1-3mm</p>	<p>Feature Description:</p> <p>Material: zinc alloy lock shell, handle, hinge, A3 steel lock piece</p> <p>Surface treatment: black, nano, chrome plated, matt</p> <p>Structural function: the handle is lifted left and right to rotate to open, the handle is reset and closed, and the direction of the lock piece is changed left and right</p> <p>Uses: Generally suitable for chassis cabinets, communication cabinets, chassis electrical boxes, electrical cabinets, mechanical machine tool sheet metal boxes</p> <p>Remarks: Applicable door panel thickness 1-3mm</p>
拉手 Handles				
限位 Door stop				
铰链 Hinge				
冷库把手 Handle latch				
磁吸 Magnet catch	<p>特征说明:</p> <p>➢ 材 质: 锌合金锁壳, 把手, 转轴, A3钢锁片</p> <p>➢ 表面处理: 黑色, 纳米, 镀铬, 亚光</p> <p>➢ 结构功能: 把手抬起左右旋转开启, 把手复位关闭, 调换锁片方向左右通用</p> <p>➢ 用 途: 一般适用于机箱机柜, 通讯机柜, 机箱, 机箱, 机箱, 机械机床钣金箱体使用</p> <p>➢ 备 注: 适用门板厚度1-3mm</p>	<p>Feature Description:</p> <p>Material: zinc alloy lock shell, handle, hinge, A3 steel lock piece</p> <p>Surface treatment: black, nano, chrome plated, matt</p> <p>Structural function: the handle is lifted left and right to rotate to open, the handle is reset and closed, and the direction of the lock piece is changed left and right</p> <p>Uses: Generally suitable for chassis cabinets, communication cabinets, chassis electrical boxes, electrical cabinets, mechanical machine tool sheet metal boxes</p> <p>Remarks: Applicable door panel thickness 1-3mm</p>	<p>特征说明:</p> <p>➢ 材 质: 锌合金锁壳, 把手, 转轴, A3钢锁片</p> <p>➢ 表面处理: 黑色, 纳米, 镀铬, 亚光</p> <p>➢ 结构功能: 把手抬起左右旋转开启, 把手复位关闭, 调换锁片方向左右通用</p> <p>➢ 用 途: 一般适用于机箱机柜, 通讯机柜, 机箱, 机箱, 机箱, 机械机床钣金箱体使用</p> <p>➢ 备 注: 适用门板厚度1-3mm</p>	<p>Feature Description:</p> <p>Material: zinc alloy lock shell, handle, hinge, A3 steel lock piece</p> <p>Surface treatment: black, nano, chrome plated, matt</p> <p>Structural function: the handle is lifted left and right to rotate to open, the handle is reset and closed, and the direction of the lock piece is changed left and right</p> <p>Uses: Generally suitable for chassis cabinets, communication cabinets, chassis electrical boxes, electrical cabinets, mechanical machine tool sheet metal boxes</p> <p>Remarks: Applicable door panel thickness 1-3mm</p>
附件 Accessories				

把手锁 Handle lock	 <p>MS861-3</p>	 <p>开孔尺寸 Cut out</p>	<p>特征说明:</p> <p>➢ 材 质: ABS锁壳, 把手, 转轴, A3钢锁片</p> <p>➢ 表面处理: 黑色</p> <p>➢ 结构功能: 把手抬起左右旋转开启, 把手复位关闭, 调换锁片方向左右通用</p> <p>➢ 用 途: 一般适用于机箱机柜, 通讯机柜, 机箱, 机箱, 机箱, 机械机床钣金箱体使用</p> <p>➢ 备 注: 适用门板厚度1-3mm</p>	<p>Feature Description:</p> <p>Material: ABS lock case, handle, hinge, A3 steel lock plate</p> <p>Surface treatment: black</p> <p>Structural function: the handle is lifted left and right to rotate to open, the handle is reset and closed, and the direction of the lock piece is changed left and right</p> <p>Uses: Generally suitable for chassis cabinets, communication cabinets, chassis electrical boxes, electrical cabinets, mechanical machine tool sheet metal boxes</p> <p>Remarks: Applicable door panel thickness 1-3mm</p>
圆柱锁 Cylinder lock				
平面锁 Plane lock				
连杆锁 Rod control lock				
面板锁 Panel lock				
搭扣锁 Tonggle and hook	 <p>MS861-4</p>	 <p>开孔尺寸 Cut out</p>	<p>特征说明:</p> <p>➢ 材 质: 锌合金锁壳, 把手, 转轴, A3钢锁片</p> <p>➢ 表面处理: 黑色, 纳米, 镀铬, 亚光</p> <p>➢ 结构功能: 把手抬起左右旋转开启, 把手复位关闭, 调换锁片方向左右通用</p> <p>➢ 用 途: 一般适用于机箱机柜, 通讯机柜, 机箱, 机箱, 机箱, 机械机床钣金箱体使用</p> <p>➢ 备 注: 适用门板厚度1-3mm</p>	<p>Feature Description:</p> <p>Material: zinc alloy lock shell, handle, hinge, A3 steel lock piece</p> <p>Surface treatment: black, nano, chrome plated, matt</p> <p>Structural function: the handle is lifted left and right to rotate to open, the handle is reset and closed, and the direction of the lock piece is changed left and right</p> <p>Uses: Generally suitable for chassis cabinets, communication cabinets, chassis electrical boxes, electrical cabinets, mechanical machine tool sheet metal boxes</p> <p>Remarks: Applicable door panel thickness 1-3mm</p>
拉手 Handles				
限位 Door stop				
铰链 Hinge				
冷库把手 Handle latch				
磁吸 Magnet catch	<p>特征说明:</p> <p>➢ 材 质: 锌合金锁壳, 把手, 转轴, A3钢锁片</p> <p>➢ 表面处理: 黑色, 纳米, 镀铬, 亚光</p> <p>➢ 结构功能: 把手抬起左右旋转开启, 把手复位关闭, 调换锁片方向左右通用</p> <p>➢ 用 途: 一般适用于机箱机柜, 通讯机柜, 机箱, 机箱, 机箱, 机械机床钣金箱体使用</p> <p>➢ 备 注: 适用门板厚度1-3mm</p>	<p>Feature Description:</p> <p>Material: zinc alloy lock shell, handle, hinge, A3 steel lock piece</p> <p>Surface treatment: black, nano, chrome plated, matt</p> <p>Structural function: the handle is lifted left and right to rotate to open, the handle is reset and closed, and the direction of the lock piece is changed left and right</p> <p>Uses: Generally suitable for chassis cabinets, communication cabinets, chassis electrical boxes, electrical cabinets, mechanical machine tool sheet metal boxes</p> <p>Remarks: Applicable door panel thickness 1-3mm</p>	<p>特征说明:</p> <p>➢ 材 质: 锌合金锁壳, 把手, 转轴, A3钢锁片</p> <p>➢ 表面处理: 黑色, 纳米, 镀铬, 亚光</p> <p>➢ 结构功能: 把手抬起左右旋转开启, 把手复位关闭, 调换锁片方向左右通用</p> <p>➢ 用 途: 一般适用于机箱机柜, 通讯机柜, 机箱, 机箱, 机箱, 机械机床钣金箱体使用</p> <p>➢ 备 注: 适用门板厚度1-3mm</p>	<p>Feature Description:</p> <p>Material: zinc alloy lock shell, handle, hinge, A3 steel lock piece</p> <p>Surface treatment: black, nano, chrome plated, matt</p> <p>Structural function: the handle is lifted left and right to rotate to open, the handle is reset and closed, and the direction of the lock piece is changed left and right</p> <p>Uses: Generally suitable for chassis cabinets, communication cabinets, chassis electrical boxes, electrical cabinets, mechanical machine tool sheet metal boxes</p> <p>Remarks: Applicable door panel thickness 1-3mm</p>
附件 Accessories				

<p>MS862</p>	<div>RoHS</div> <div>Ce</div> <div>把手锁 Handle lock</div> <div>圆柱锁 Cylinder lock</div> <div>平面锁 Plane lock</div> <div>连杆锁 Rod control lock</div>
<h3>Feature Description:</h3> <p>Material: zinc alloy lock shell, handle, hinge, A3 steel lock piece</p> <p>Surface treatment: black, nano, chrome plated, matt</p> <p>Structural function: the handle is lifted left and right to rotate to open, the handle is reset and closed, and the direction of the lock piece is changed left and right</p> <p>Uses: Generally suitable for chassis cabinets, communication cabinets, chassis electrical boxes, electrical cabinets, mechanical machine tool sheet metal boxes</p> <p>Remarks: Applicable door panel thickness 1-3mm</p>	<h3>特征说明:</h3> <ul style="list-style-type: none"> >材 质: 锌合金锁壳、把手、转轴、A3钢板片 >表面处理: 黑色、纳米、镀铬、亚光 >结构功能: 把手抬起左右旋转开启、把手复位关闭、调换锁片方向左右通用 >用 途: 一般适用于机箱机柜、通讯机柜、机箱、电箱、配电箱、机械机床钣金箱体使用 >备 注: 适用门板厚度1-3mm <div>面板锁 Panel lock</div> <div>搭扣锁 hook Tongue and lock</div>
<p>MS864-3</p>	<div>RoHS</div> <div>Ce</div> <div>拉手 Handles</div> <div>限位 Door stop</div> <div>铰链 Hinge</div> <div>冷库把手 Handle latch</div>
<h3>Feature Description:</h3> <p>Material: zinc alloy lock shell, handle, hinge, A3 steel lock piece</p> <p>Surface treatment: black, nano, chrome plated, matt</p> <p>Structural function: the handle is lifted left and right to rotate to open, the handle is reset and closed, and the direction of the lock piece is changed left and right</p> <p>Uses: Generally suitable for chassis cabinets, communication cabinets, chassis electrical boxes, electrical cabinets, mechanical machine tool sheet metal boxes</p> <p>Remarks: Applicable door panel thickness 1-3mm</p>	<h3>特征说明:</h3> <ul style="list-style-type: none"> >材 质: 锌合金锁壳、把手、转轴、A3钢板片 >表面处理: 黑色、纳米、镀铬、亚光 >结构功能: 把手抬起左右旋转开启、把手复位关闭、调换锁片方向左右通用 >用 途: 一般适用于机箱机柜、通讯机柜、机箱、电箱、配电箱、机械机床钣金箱体使用 >备 注: 适用门板厚度1-3mm <div>磁吸 Magnet catch</div> <div>附件 Accessories</div>

把手锁 Handle lock			Feature Description: Material: zinc alloy lock shell, handle, A3 lock plate, fixing plate Surface treatment: black Structural function: the handle is lifted left and right to rotate and open, the handle is reset and closed, the direction of the lock piece is changed left and right, and the anti-theft screw wrench is equipped Uses: Generally suitable for chassis cabinets, communication cabinets, chassis electrical boxes, electrical cabinets, mechanical machine tool sheet metal boxes Remarks: Applicable door panel thickness 1-3mm
圆柱锁 Cylinder lock			
平面锁 Plane lock			
连杆锁 Rod control lock			
面板锁 Panel lock	特征说明: 材 质: 锌合金锁壳, 把手, A3锁片, 固定板 表面处理: 黑色 结构功能: 把手抬起左右旋转开启, 把手复位关闭, 调换锁片方向左右通用, 配防撬螺丝扳手 用 途: 一般适用于机箱机柜, 通讯机柜, 机箱, 电箱, 电柜, 机械机床钣金箱体使用 备 注: 适用门板厚度1-3mm		
搭扣锁 Tonggle and hook			
拉手 Handles			Feature Description: Material: zinc alloy lock shell, handle, A3 lock plate, fixing plate Surface treatment: black Structural function: the handle automatically pops open by transmitting 12V voltage, equipped with emergency key and anti-theft wrench Uses: Generally suitable for chassis cabinets, communication cabinets, chassis electrical boxes, electrical cabinets, mechanical machine tool sheet metal boxes Remarks: Applicable door panel thickness 1-3mm
限位 Door stop			
铰链 Hinge			
冷库把手 Handle latch			
磁吸 Magnet catch			
附件 Accessories			

把手锁 Handle lock			Feature Description: Material: zinc alloy lock shell, handle, hinge, A3 steel lock piece Surface treatment: black, nano, chrome plated, matt Structural function: the handle is lifted left and right to rotate to open, the handle is reset and closed, and the direction of the lock piece is changed left and right Uses: Generally suitable for chassis cabinets, communication cabinets, chassis electrical boxes, electrical cabinets, mechanical machine tool sheet metal boxes Remarks: Applicable door panel thickness 1-3mm
圆柱锁 Cylinder lock			
平面锁 Plane lock			
连杆锁 Rod control lock			
面板锁 Panel lock			
搭扣锁 Tonggle and hook			
拉手 Handles			Feature Description: Material: zinc alloy lock shell, handle, hinge, A3 steel lock piece Surface treatment: black, nano, chrome plated, matt Structural function: the handle is lifted left and right to rotate to open, the handle is reset and closed, and the direction of the lock piece is changed left and right Uses: Generally suitable for chassis cabinets, communication cabinets, chassis electrical boxes, electrical cabinets, mechanical machine tool sheet metal boxes Remarks: Applicable door panel thickness 1-3mm
限位 Door stop			
铰链 Hinge			
冷库把手 Handle latch			
磁吸 Magnet catch			
附件 Accessories			

把手锁 Handle lock			
圆柱锁 Cylinder lock			
平面锁 Plane lock			
连杆锁 Rod control lock			
面板锁 Panel lock			
搭扣锁 Tonggle and hook			
拉手 Handles			
限位 Door stop			
铰链 Hinge			
冷库把手 Handle latch			
磁吸 Magnet catch			
附件 Accessories			

MS872-1S

特征说明:

材 质: SUS304不锈钢锁壳、把手、SUS配件

表面处理: 砂面拉丝、镜面抛光

结构功能: 通过钥匙锁闭, 按下把手自动弹起, 旋转把手开启, 可调整锁片位置左右通用

用途: 一般适用于机箱机柜、通讯机柜、机箱、配电箱、电柜、机械机床钣金箱体使用

备注: 适用门板厚度1-3mm

Feature Description:

Material: SUS304 stainless steel lock case, handle, SUS accessories

Surface treatment: sand surface drawing, mirror polishing

Structural function: through key locking, pressing the handle to automatically pop up, rotating the handle to open, adjustable to change the position of the lock piece left and right

Uses: Generally suitable for chassis cabinets, communication cabinets, chassis electrical boxes, electrical cabinets, mechanical machine tool sheet metal boxes

Remarks: Applicable door panel thickness 1-3mm

MS872-2

特征说明:

材 质: 锌合金锁壳、把手、转轴、A3钢锁片

表面处理: 黑色、纳米、镀铬、亚光

结构功能: 把手抬起左右旋转开启, 把手复位关闭, 调整锁片方向左右通用

用途: 一般适用于机箱机柜、通讯机柜、机箱、配电箱、电柜、机械机床钣金箱体使用

备注: 适用门板厚度1-3mm

Feature Description:

Material: zinc alloy lock shell, handle, hinge, A3 steel lock piece

Surface treatment: black, nano, chrome plated, matt

Structural function: the handle is lifted left and right to rotate to open, the handle is reset and closed, and the direction of the lock piece is changed left and right

Uses: Generally suitable for chassis cabinets, communication cabinets, chassis electrical boxes, electrical cabinets, mechanical machine tool sheet metal boxes

Remarks: Applicable door panel thickness 1-3mm

MS872-3

特征说明:

材 质: 锌合金锁壳、把手、转轴、A3钢锁片

表面处理: 黑色、纳米、镀铬、亚光

结构功能: 把手抬起左右旋转开启, 把手复位关闭, 调整锁片方向左右通用

用途: 一般适用于机箱机柜、通讯机柜、机箱、配电箱、电柜、机械机床钣金箱体使用

备注: 适用门板厚度1-3mm

Feature Description:


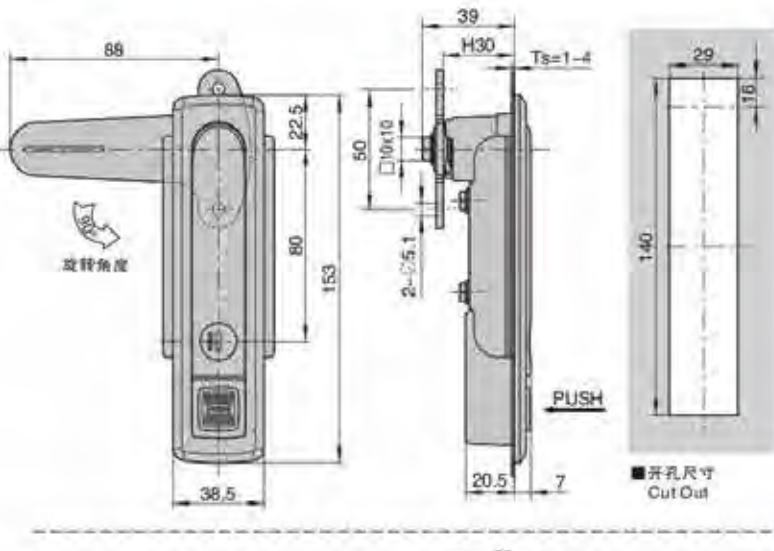
Material: zinc alloy lock shell, handle, hinge, A3 steel lock piece

Surface treatment: black, nano, chrome plated, matt

Structural function: the handle is lifted left and right to rotate to open, the handle is reset and closed, and the direction of the lock piece is changed left and right

Uses: Generally suitable for chassis cabinets, communication cabinets, chassis electrical boxes, electrical cabinets, mechanical machine tool sheet metal boxes

Remarks: Applicable door panel thickness 1-3mm

把手锁 Handle lock			
圆柱锁 Cylinder lock			
平面锁 Plane lock			
连杆锁 Rod control lock			
面板锁 Panel lock			
搭扣锁 Tonggle and hook			
拉手 Handles			
限位 Door stop			
铰链 Hinge			
冷库把手 Handle latch			
磁吸 Magnet catch			
附件 Accessories			

MS873-1

特征说明:

材 质: 锌合金锁壳、把手、按钮、A3钢锁片配件

表面处理: 黑色、纳米、镀铬、亚光

结构功能: 通过钥匙锁闭, 按下把手自动弹起, 旋转把手开启, 可调整锁片位置左右通用

用途: 一般适用于机箱机柜、通讯机柜、机箱、配电箱、电柜、机械机床钣金箱体使用

备注: 适用门板厚度1-3mm

Feature Description:

Material: zinc alloy lock shell, handle, button, A3 steel lock piece accessories

Surface treatment: black, nano, chrome plated, matt

Structural function: through key locking, pressing the handle to automatically pop up, rotating the handle to open, adjustable to change the position of the lock piece left and right

Uses: Generally suitable for chassis cabinets, communication cabinets, chassis electrical boxes, electrical cabinets, mechanical machine tool sheet metal boxes

Remarks: Applicable door panel thickness 1-3mm

MS873-2

特征说明:

材 质: 锌合金锁壳、把手、按钮、A3钢锁片配件

表面处理: 黑色、纳米、镀铬、亚光

结构功能: 通过钥匙锁闭, 按下把手自动弹起, 旋转把手开启, 可调整锁片位置左右通用

用途: 一般适用于机箱机柜、通讯机柜、机箱、配电箱、电柜、机械机床钣金箱体使用

备注: 适用门板厚度1-3mm

Feature Description:

Material: zinc alloy lock shell, handle, button, A3 steel lock piece accessories

Surface treatment: black, nano, chrome plated, matt

Structural function: through key locking, pressing the handle to automatically pop up, rotating the handle to open, adjustable to change the position of the lock piece left and right

Uses: Generally suitable for chassis cabinets, communication cabinets, chassis electrical boxes, electrical cabinets, mechanical machine tool sheet metal boxes

Remarks: Applicable door panel thickness 1-3mm

MS873-3

特征说明:

材 质: 锌合金锁壳、把手、按钮、A3钢锁片配件

表面处理: 黑色、纳米、镀铬、亚光

结构功能: 通过钥匙锁闭, 按下把手自动弹起, 旋转把手开启, 可调整锁片位置左右通用

用途: 一般适用于机箱机柜、通讯机柜、机箱、配电箱、电柜、机械机床钣金箱体使用

备注: 适用门板厚度1-3mm

Feature Description:


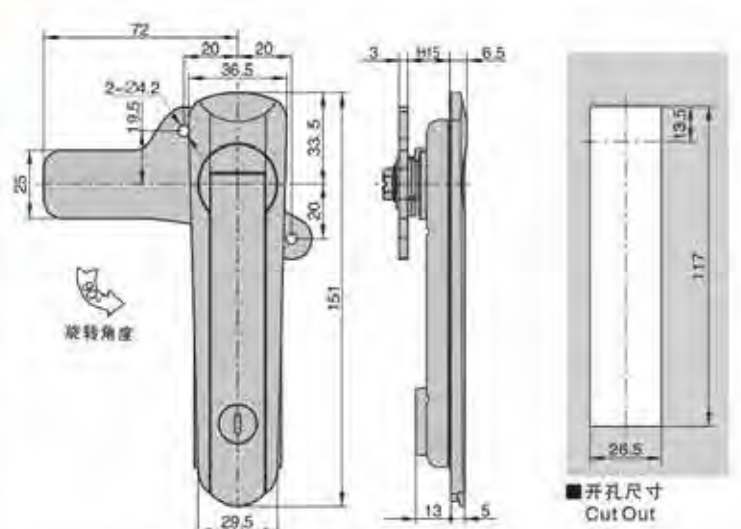


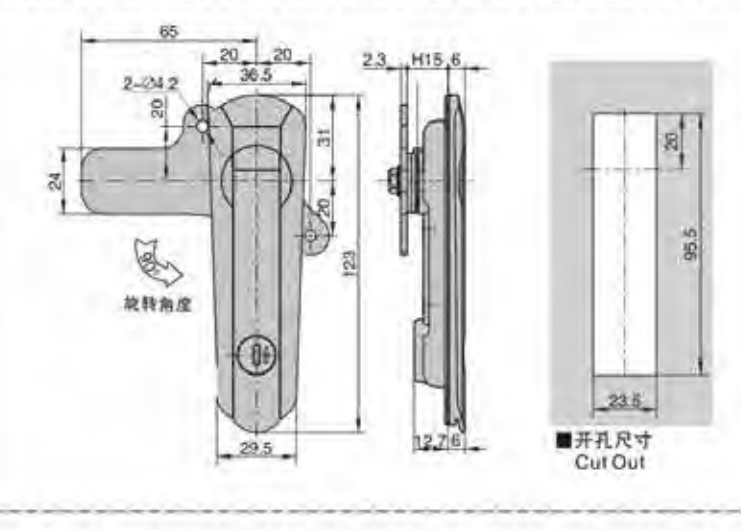

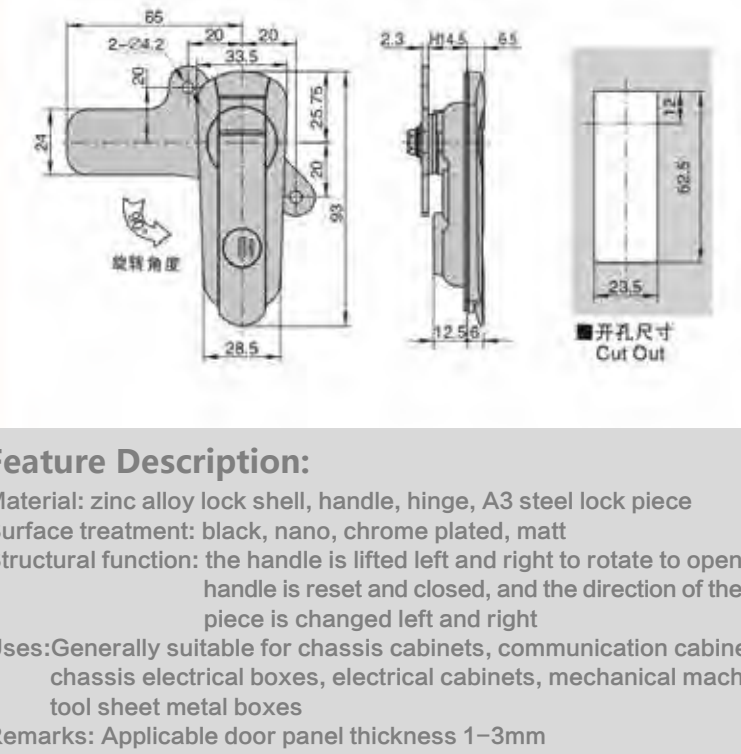
Material: zinc alloy lock shell, handle, button, A3 steel lock piece accessories


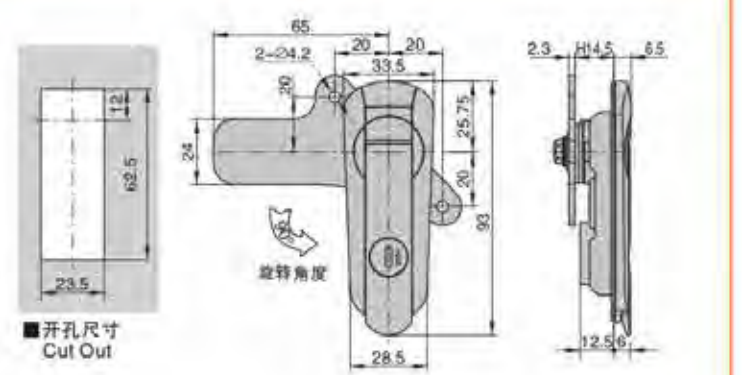


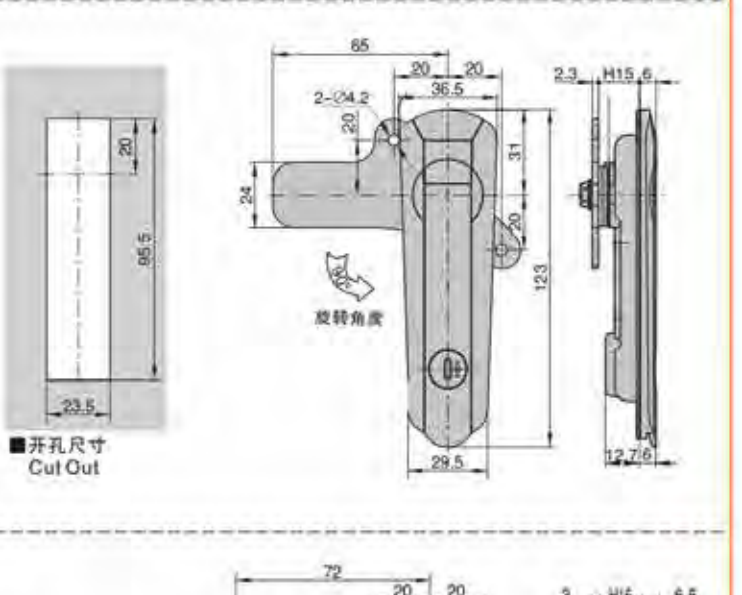


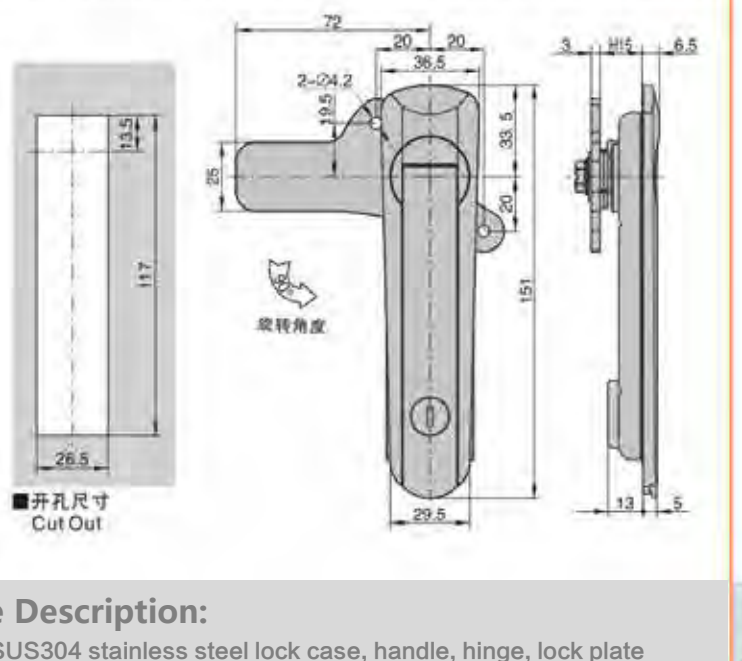

Surface treatment: black, nano, chrome plated, matt

Structural function: through key locking, pressing the handle to automatically pop up, rotating the handle to open, adjustable to change the position of the lock piece left and right

Uses: Generally suitable for chassis cabinets, communication cabinets, chassis electrical boxes, electrical cabinets, mechanical machine tool sheet metal boxes

Remarks: Applicable door panel thickness 1-3mm

把手锁 Handle lock	 MS874-1	
圆柱锁 Cylinder lock		
平面锁 Plane lock		
连杆锁 Rod control lock	 MS874-1A	
面板锁 Panel lock	 MS874-2	
搭扣锁 Tonggle and hook		
拉手 Handles	 MS874-2A	
限位 Door stop		
铰链 Hinge		
冷库把手 Handle latch	 MS874-3A	
磁吸 Magnet catch	特征说明: 材质: 锌合金锁壳, 把手, 转轴, A3钢锁片 表面处理: 黑色, 纳米, 镀铬, 亚光 结构功能: 把手抬起左右旋转开启, 把手复位关闭, 调整锁片方向左右通用 用途: 一般适用于机箱机柜, 通讯机柜, 机箱, 机箱, 电柜, 机械机床钣金箱体使用 备注: 适用门板厚度1-3mm	
附件 Accessories	Feature Description: Material: zinc alloy lock shell, handle, hinge, A3 steel lock piece Surface treatment: black, nano, chrome plated, matt Structural function: the handle is lifted left and right to rotate to open, the handle is reset and closed, and the direction of the lock piece is changed left and right Uses: Generally suitable for chassis cabinets, communication cabinets, chassis electrical boxes, electrical cabinets, mechanical machine tool sheet metal boxes Remarks: Applicable door panel thickness 1-3mm	

把手锁 Handle lock	 MS874-3S	
圆柱锁 Cylinder lock		
平面锁 Plane lock		
连杆锁 Rod control lock	 MS874-3AS	
面板锁 Panel lock	 MS874-2S	
搭扣锁 Tonggle and hook		
拉手 Handles	 MS874-2AS	
限位 Door stop		
铰链 Hinge		
冷库把手 Handle latch	 MS874-1S	
磁吸 Magnet catch	 MS874-1AS	
附件 Accessories	特征说明: 材质: SUS304不锈钢锁壳, 把手, 转轴, 锁片 表面处理: 砂面拉丝, 镜面抛光 结构功能: 把手抬起左右旋转开启, 把手复位关闭, 调整锁片定位调换左右通用 用途: 一般适用于机箱机柜, 通讯机柜, 机箱, 机箱, 电柜, 机械机床钣金箱体使用 备注: 适用门板厚度1-3mm	
	Feature Description: Material: SUS304 stainless steel lock case, handle, hinge, lock plate Surface treatment: sand surface drawing, mirror polishing Structural function: the handle is lifted left and right to rotate to open, the handle is reset and closed, and the lock tab positioning is switched left and right Uses: Generally suitable for chassis cabinets, communication cabinets, chassis electrical boxes, electrical cabinets, mechanical machine tool sheet metal boxes Remarks: Applicable door panel thickness 1-3mm	

把手锁
Handle lock

圆柱锁
Cylinder lock

平面锁
Plane lock

连杆锁
Rod control lock

面板锁
Panel lock

搭扣锁
Tonggle and hook

拉手
Handles

限位
Door stop

铰链
Hinge

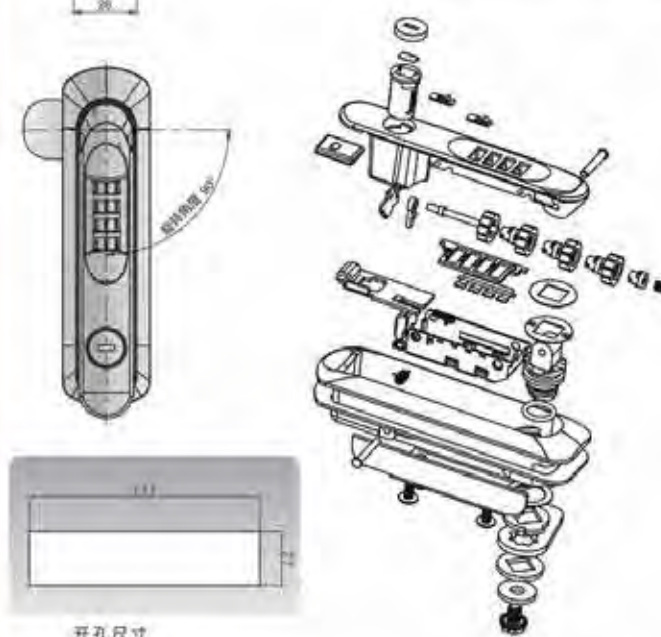
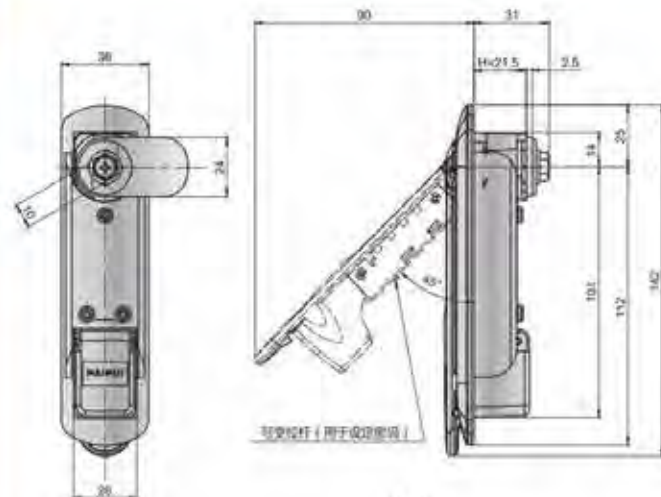
冷库把手
Handle latch

磁吸
Magnet catch

附件
Accessories



MS890



开孔尺寸
Cut out

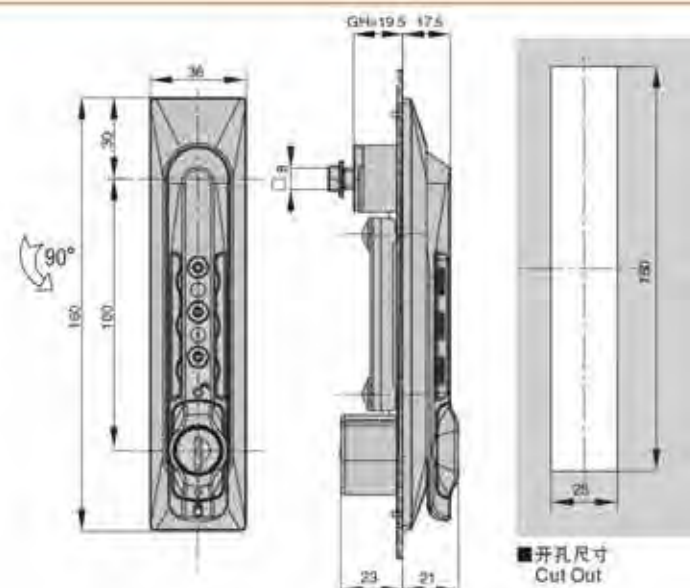


特征说明:

- 材 质: 锌合金锁壳, 把手, 转轴, A3钢锁片配件
- 表面处理: 黑色, 纳米, 镀铬, 亚光
- 结构功能: 通过密码设置打开, 把手复位打乱密码关闭, 配备应急钥匙, 切换定位左右通用
- 用 途: 一般适用于机箱机柜, 通讯机柜, 机箱, 电路, 电柜, 机械机床钣金箱体使用
- 备 注: 适用门板厚度1-3mm

Feature Description:

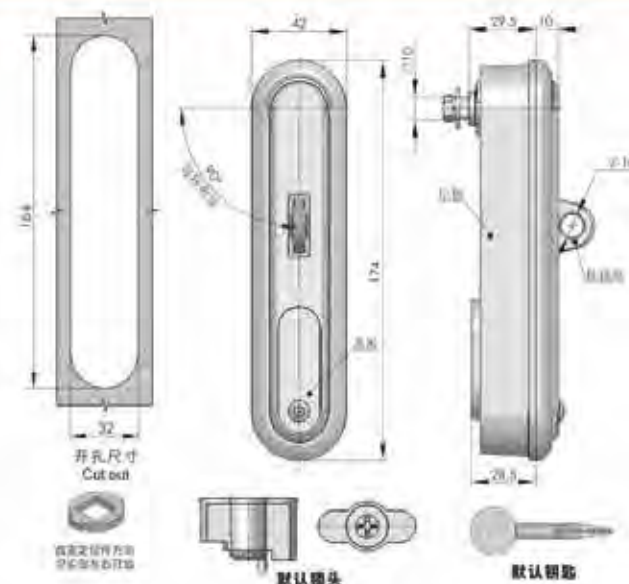
Material: zinc alloy lock shell, handle, button, A3 steel lock piece accessories
Surface treatment: black, nano, chrome plated, matt
Structural function: open through password setting, handle reset to shuffle password closing, equipped with emergency key, switch positioning left and right universal
Uses: Generally suitable for chassis cabinets, communication cabinets, chassis electrical boxes, electrical cabinets, mechanical machine tool sheet metal boxes
Remarks: Applicable door panel thickness 1-3mm



开孔尺寸
Cut Out

Feature Description:

Material: PA lock case, handle, zinc alloy shaft, A3 steel lock plate
Surface treatment: black
Structural function: open through password setting, handle reset to shuffle password closing, equipped with emergency key, switch positioning left and right universal
Uses: Generally suitable for chassis cabinets, communication cabinets, chassis electrical boxes, electrical cabinets, mechanical machine tool sheet metal boxes
Remarks: Applicable door panel thickness 1-3mm



开孔尺寸
Cut out

默认锁头

默认钥匙

Feature Description:

Material: zinc alloy lock shell, handle, A3 lock plate, fixing plate
Surface treatment: black
Structural function: the handle is lifted left and right to rotate and open, the handle is reset and closed, the direction of the lock piece is changed left and right, and the anti-theft screw wrench is equipped
Uses: Generally suitable for chassis cabinets, communication cabinets, chassis electrical boxes, electrical cabinets, mechanical machine tool sheet metal boxes
Remarks: Applicable door panel thickness 1-3mm

特征说明:

- 材 质: PA锁壳, 把手, 锌合金转轴, A3钢锁片
- 表面处理: 黑色
- 结构功能: 通过密码设置打开, 把手复位打乱密码关闭, 配备应急钥匙, 切换定位左右通用
- 用 途: 一般适用于机箱机柜, 通讯机柜, 机箱, 电路, 电柜, 机械机床钣金箱体使用
- 备 注: 适用门板厚度1-3mm



MS892

特征说明:

- 材 质: 锌合金锁壳, 把手, A3锁片, 固定板
- 表面处理: 黑色
- 结构功能: 把手抬起左右旋转开启, 把手复位关闭, 切换锁片方向左右通用, 配防盗螺丝扳手
- 用 途: 一般适用于机箱机柜, 通讯机柜, 机箱, 电路, 电柜, 机械机床钣金箱体使用
- 备 注: 适用门板厚度1-3mm

把手锁
Handle lock

圆柱锁
Cylinder lock

平面锁
Plane lock

连杆锁
Rod control lock

面板锁
Panel lock

搭扣锁
Tonggle and hook

拉手
Handles

限位
Door stop

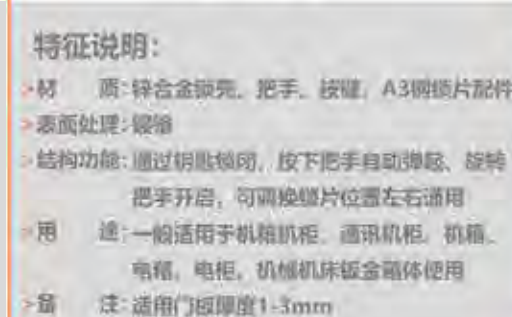
铰链
Hinge

冷库把手
Handle latch

磁吸
Magnet catch

附件
Accessories

附 series



ssories

把手锁
Handle lock

圆柱锁
Cylinder lock

平面锁
Plane lock

连杆锁
Rod control lock

面板锁
Panel lock

搭扣锁
Tonggle and hook

拉手
Handles

限位
Door stop

铰链
Hinge

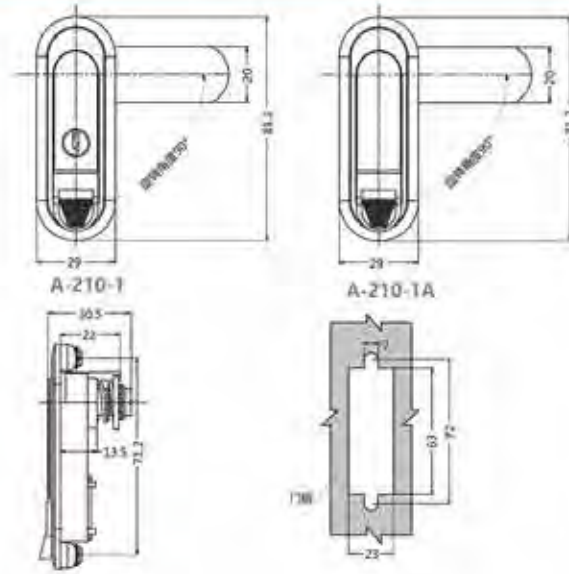
冷库把手
Handle latch

磁吸
Magnet catch

附件
Accessories



A-210-1



特征说明:

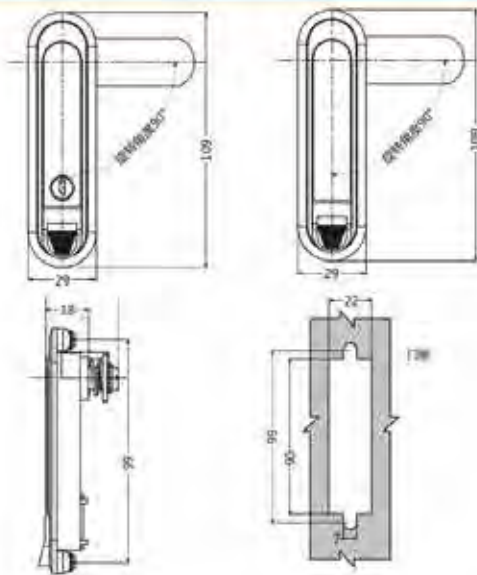
- 材 质: 锌合金锁壳, 把手, 按键, A3钢锁片配件
- 表面处理: 黑色, 纳米, 镀铬, 亚光
- 结构功能: 通过钥匙锁闭, 按下把手自动弹起, 旋转把手开启, 可调整锁片位置左右通用
- 用 途: 一般适用于机箱机柜, 通讯机柜, 机箱, 配电箱, 电柜, 机械机床钣金箱体使用
- 备 注: 适用门板厚度1-3mm

Feature Description:

Material: zinc alloy lock shell, handle, button, A3 steel lock piece accessories
Surface treatment: black, nano, chrome plated, matt
Structural function: through key locking, pressing the handle to automatically pop up, rotating the handle to open, adjustable to change the position of the lock piece left and right
Uses: Generally suitable for chassis cabinets, communication cabinets, chassis electrical boxes, electrical cabinets, mechanical machine tool sheet metal boxes
Remarks: Applicable door panel thickness 1-3mm



A-210-2

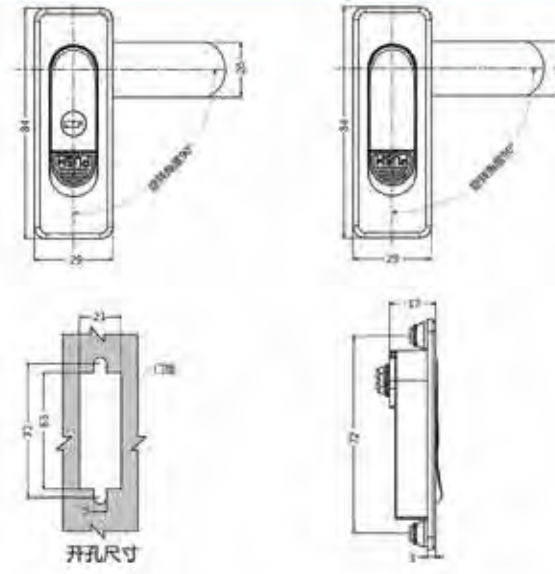


特征说明:

- 材 质: 锌合金锁壳, 把手, 按键, A3钢锁片配件
- 表面处理: 黑色, 纳米, 镀铬, 亚光
- 结构功能: 通过钥匙锁闭, 按下把手自动弹起, 旋转把手开启, 可调整锁片位置左右通用
- 用 途: 一般适用于机箱机柜, 通讯机柜, 机箱, 配电箱, 电柜, 机械机床钣金箱体使用
- 备 注: 适用门板厚度1-3mm

Feature Description:

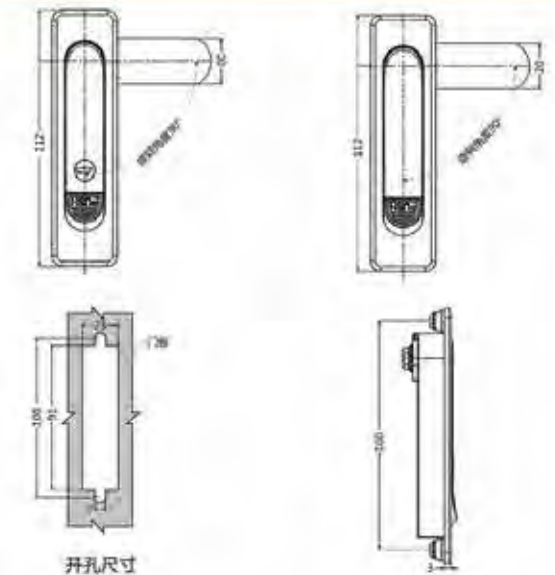
Material: zinc alloy lock shell, handle, button, A3 steel lock piece accessories
Surface treatment: black, nano, chrome plated, matt
Structural function: through key locking, pressing the handle to automatically pop up, rotating the handle to open, adjustable to change the position of the lock piece left and right
Uses: Generally suitable for chassis cabinets, communication cabinets, chassis electrical boxes, electrical cabinets, mechanical machine tool sheet metal boxes
Remarks: Applicable door panel thickness 1-3mm



开孔尺寸

Feature Description:

Material: zinc alloy lock shell, handle, button, A3 steel lock piece accessories
Surface treatment: black, nano, chrome plated, matt
Structural function: through key locking, pressing the handle to automatically pop up, rotating the handle to open, adjustable to change the position of the lock piece left and right
Uses: Generally suitable for chassis cabinets, communication cabinets, chassis electrical boxes, electrical cabinets, mechanical machine tool sheet metal boxes
Remarks: Applicable door panel thickness 1-3mm



开孔尺寸

Feature Description:

Material: zinc alloy lock shell, handle, button, A3 steel lock piece accessories
Surface treatment: black, nano, chrome plated, matt
Structural function: through key locking, pressing the handle to automatically pop up, rotating the handle to open, adjustable to change the position of the lock piece left and right
Uses: Generally suitable for chassis cabinets, communication cabinets, chassis electrical boxes, electrical cabinets, mechanical machine tool sheet metal boxes
Remarks: Applicable door panel thickness 1-3mm



A-245-3带锁
A-243-3A无锁

特征说明:





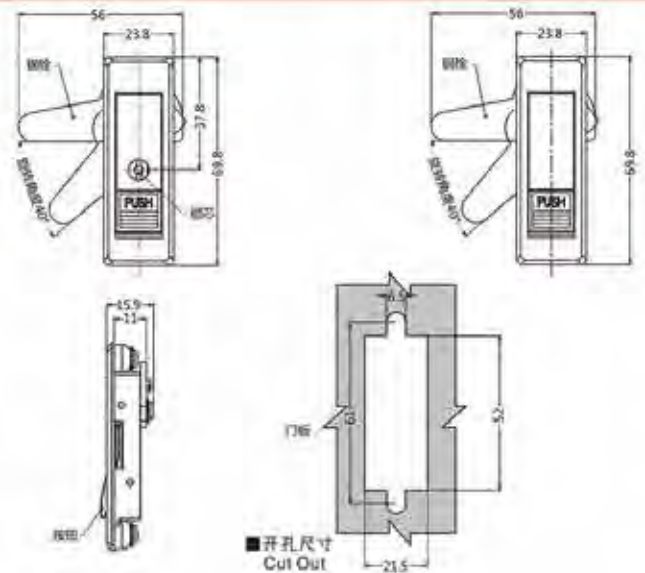

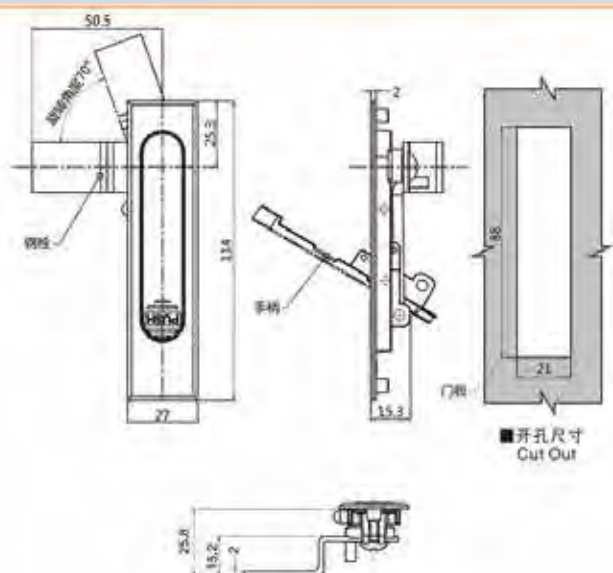
- 材 质: 锌合金锁壳, 把手, 按键, A3钢锁片配件
- 表面处理: 黑色, 纳米, 镀铬, 亚光
- 结构功能: 通过钥匙锁闭, 按下把手自动弹起, 旋转把手开启, 可调整锁片位置左右通用
- 用 途: 一般适用于机箱机柜, 通讯机柜, 机箱, 配电箱, 电柜, 机械机床钣金箱体使用
- 备 注: 适用门板厚度1-3mm



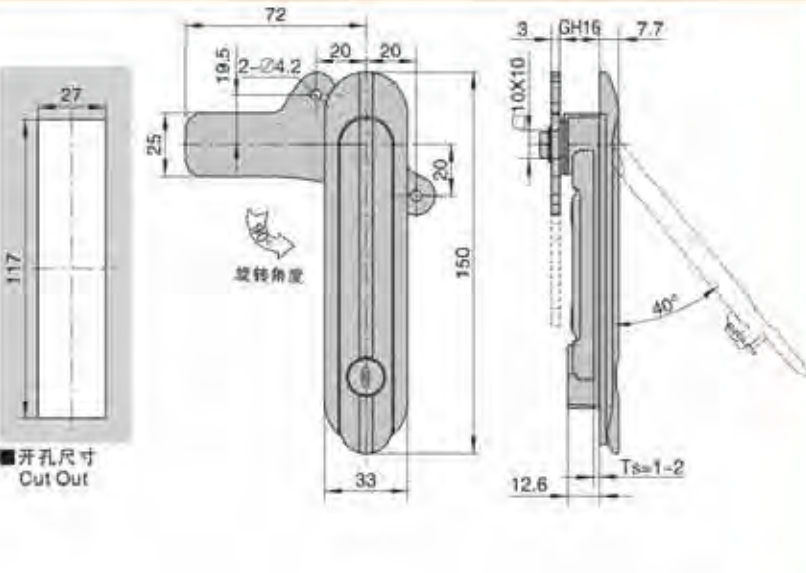

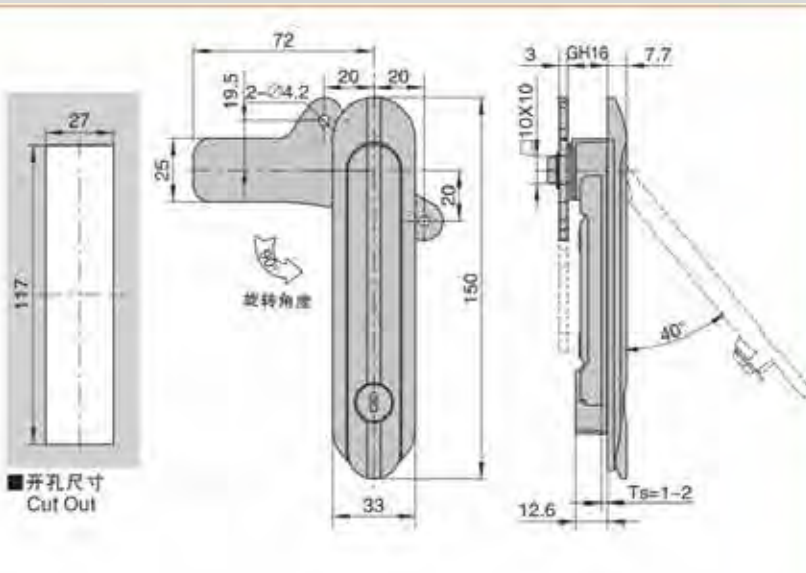


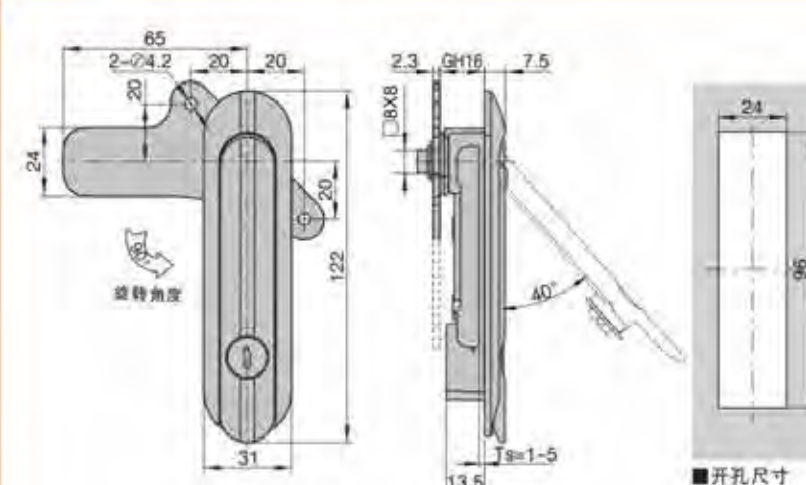
A-245-2带锁
A-245-2A无锁

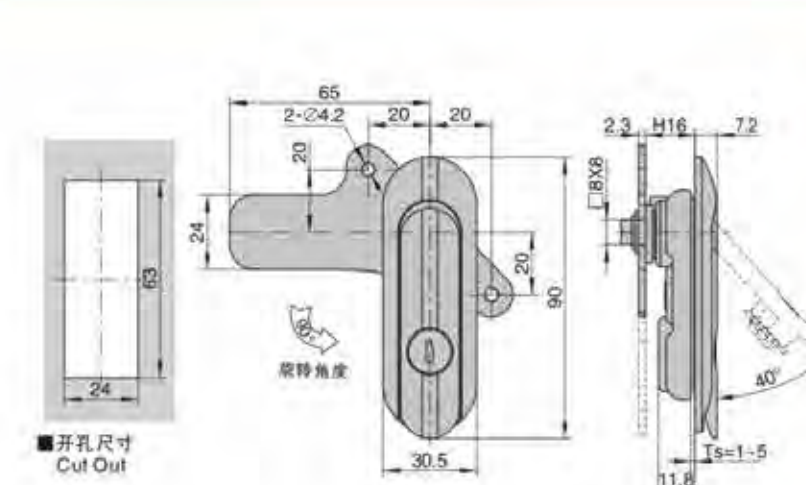
特征说明:

- 材 质: 锌合金锁壳, 把手, 按键, A3钢锁片配件
- 表面处理: 黑色, 纳米, 镀铬, 亚光
- 结构功能: 通过钥匙锁闭, 按下把手自动弹起, 旋转把手开启, 可调整锁片位置左右通用
- 用 途: 一般适用于机箱机柜, 通讯机柜, 机箱, 配电箱, 电柜, 机械机床钣金箱体使用
- 备 注: 适用门板厚度1-3mm

把手锁 Handle lock					
圆柱锁 Cylinder lock					
平面锁 Plane lock					
连杆锁 Rod control lock					
面板锁 Panel lock	特征说明: >材 质: 锌合金锁壳, 把手, ABS按键, A3钢锁片 >表面处理: 镀铬 >结构功能: 通过按键打开按下把手锁闭, 分带锁无键 >用 途: 一般适用于配电箱, 电箱, 表箱, 机械, 机床, 自动化设备柜门体使用 >备 注: 适用门板厚度1-3mm				
搭扣锁 Tonggle and hook	Feature Description: Material: zinc alloy lock case, handle, ABS button, A3 steel lock plate Surface treatment: chrome plating Structural function: open and press the handle to lock by pressing the button, and the sub-belt lock is unlocked Uses: Generally suitable for power distribution cabinets, electrical boxes, meter boxes, machinery, machine tools, automation equipment cabinet door use Remarks: Applicable door panel thickness 1-3mm				
拉手 Handles					
限位 Door stop					
铰链 Hinge					
冷库把手 Handle latch					
磁吸 Magnet catch	特征说明: >材 质: 锌合金锁壳, 把手, 按钮, A3钢锁片配件 >表面处理: 砂铬 >结构功能: 通过钥匙锁闭, 按下把手弹出, 可调整锁片位置左右通用 >用 途: 一般适用于机箱机柜, 通讯机柜, 机箱, 电箱, 电柜, 机械机床钣金箱体使用 >备 注: 适用门板厚度1-3mm				
附件 Accessories	Feature Description: Material: zinc alloy lock shell, handle, button, A3 steel lock piece accessories Surface treatment: sand chrome Structural function: lock by key, press the handle to pop up, adjustable to change the position of the lock piece left and right Uses: Generally suitable for chassis cabinets, communication cabinets, chassis electrical boxes, electrical cabinets, mechanical machine tool sheet metal boxes Remarks: Applicable door panel thickness 1-3mm				

把手锁 Handle lock			
圆柱锁 Cylinder lock			
平面锁 Plane lock			
连杆锁 Rod control lock			
面板锁 Panel lock	特征说明: >材 质: 锌合金锁壳, 把手, A3钢锁片配件 >表面处理: 黑色, 纳米, 镀铬, 亚光 >结构功能: 把手抬起左右旋转开启, 把手复位关闭, 锁片定位调整左右通用 >用 途: 一般适用于机箱机柜, 通讯机柜, 机箱, 电箱, 电柜, 机械机床钣金箱体使用 >备 注: 适用门板厚度1-3mm		
搭扣锁 Tonggle and hook	Feature Description: Material: zinc alloy lock shell, handle, A3 steel lock piece accessories Surface treatment: black, nano, chrome plated, matt Structural function: the handle is lifted left and right to rotate to open, the handle is reset and closed, and the lock tab positioning is switched left and right Uses: Generally suitable for chassis cabinets, communication cabinets, chassis electrical boxes, electrical cabinets, mechanical machine tool sheet metal boxes Remarks: Applicable door panel thickness 1-3mm		
拉手 Handles			
限位 Door stop			
铰链 Hinge			
冷库把手 Handle latch			
磁吸 Magnet catch	特征说明: >材 质: SUS304不锈钢锁壳, 把手, 按钮, 锁片 >表面处理: 砂面拉丝, 镜面抛光 >结构功能: 把手抬起左右旋转开启, 把手复位关闭, 锁片定位调整左右通用 >用 途: 一般适用于机箱机柜, 通讯机柜, 机箱, 电箱, 电柜, 机械机床钣金箱体使用 >备 注: 适用门板厚度1-3mm		
附件 Accessories	Feature Description: Material: SUS304 stainless steel lock case, hinge, SUS accessories Surface treatment: sand surface drawing, mirror polishing Structural function: the handle is lifted left and right to rotate to open, the handle is reset and closed, and the lock tab positioning is switched left and right Uses: Generally suitable for chassis cabinets, communication cabinets, chassis electrical boxes, electrical cabinets, mechanical machine tool sheet metal boxes Remarks: Applicable door panel thickness 1-3mm		

把手锁 Handle lock			特征说明: <ul style="list-style-type: none"> 材 质: 锌合金锁壳, 把手, A3钢锁片配件 表面处理: 黑色, 纳米, 镀铬, 亚光 结构功能: 把手抬起左右旋转开启, 把手复位关闭, 锁片定位调换左右通用 用 途: 一般适用于机箱机柜, 通讯机柜, 机箱, 电箱, 电柜, 机械机床钣金箱体使用 备 注: 适用门板厚度1-3mm 	Feature Description: Material: zinc alloy lock shell, handle, A3 steel lock piece accessories Surface treatment: black, nano, chrome plated, matt Structural function: the handle is lifted left and right to rotate to open, the handle is reset and closed, and the lock tab positioning is switched left and right Uses: Generally suitable for chassis cabinets, communication cabinets, chassis electrical boxes, electrical cabinets, mechanical machine tool sheet metal boxes Remarks: Applicable door panel thickness 1-3mm
圆柱锁 Cylinder lock				
平面锁 Plane lock				
连杆锁 Rod control lock				
面板锁 Panel lock				
搭扣锁 Tonggle and hook				
拉手 Handles			特征说明: <ul style="list-style-type: none"> 材 质: SUS304不锈钢锁壳, 把手, 转轴, 锁片 表面处理: 砂面拉丝, 镜面抛光 结构功能: 把手抬起左右旋转开启, 把手复位关闭, 锁片定位调换左右通用 用 途: 一般适用于机箱机柜, 通讯机柜, 机箱, 电箱, 电柜, 机械机床钣金箱体使用 备 注: 适用门板厚度1-3mm 	Feature Description: Material: SUS304 stainless steel lock case, hinge, SUS accessories Surface treatment: sand surface drawing, mirror polishing Structural function: the handle is lifted left and right to rotate to open, the handle is reset and closed, and the lock tab positioning is switched left and right Uses: Generally suitable for chassis cabinets, communication cabinets, chassis electrical boxes, electrical cabinets, mechanical machine tool sheet metal boxes Remarks: Applicable door panel thickness 1-3mm
限位 Door stop				
铰链 Hinge				
冷库把手 Handle latch				
磁吸 Magnet catch				
附件 Accessories				

把手锁 Handle lock			特征说明: <ul style="list-style-type: none"> 材 质: 锌合金锁壳, 把手, A3钢锁片配件 表面处理: 黑色, 纳米, 镀铬, 亚光 结构功能: 把手抬起左右旋转开启, 把手复位关闭, 锁片定位调换左右通用 用 途: 一般适用于机箱机柜, 通讯机柜, 机箱, 电箱, 电柜, 机械机床钣金箱体使用 备 注: 适用门板厚度1-3mm 	Feature Description: Material: zinc alloy lock shell, handle, A3 steel lock piece accessories Surface treatment: black, nano, chrome plated, matt Structural function: the handle is lifted left and right to rotate to open, the handle is reset and closed, and the lock tab positioning is switched left and right Uses: Generally suitable for chassis cabinets, communication cabinets, chassis electrical boxes, electrical cabinets, mechanical machine tool sheet metal boxes Remarks: Applicable door panel thickness 1-3mm
圆柱锁 Cylinder lock				
平面锁 Plane lock				
连杆锁 Rod control lock				
面板锁 Panel lock				
搭扣锁 Tonggle and hook				
拉手 Handles			特征说明: <ul style="list-style-type: none"> 材 质: SUS304不锈钢锁壳, 把手, 转轴, 锁片 表面处理: 砂面拉丝, 镜面抛光 结构功能: 把手抬起左右旋转开启, 把手复位关闭, 锁片定位调换左右通用 用 途: 一般适用于机箱机柜, 通讯机柜, 机箱, 电箱, 电柜, 机械机床钣金箱体使用 备 注: 适用门板厚度1-3mm 	Feature Description: Material: SUS304 stainless steel lock case, hinge, SUS accessories Surface treatment: sand surface drawing, mirror polishing Structural function: the handle is lifted left and right to rotate to open, the handle is reset and closed, and the lock tab positioning is switched left and right Uses: Generally suitable for chassis cabinets, communication cabinets, chassis electrical boxes, electrical cabinets, mechanical machine tool sheet metal boxes Remarks: Applicable door panel thickness 1-3mm
限位 Door stop				
铰链 Hinge				
冷库把手 Handle latch				
磁吸 Magnet catch				
附件 Accessories				

把手锁
Handle lock

圆柱锁
Cylinder lock

平面锁
Plane lock

连杆锁
Rod control lock

面板锁
Panel lock

搭扣锁
Tonggle and hook

拉手
Handles

限位
Door stop

铰链
Hinge

冷库把手
Handle latch

磁吸
Magnet catch

附件
Accessories



AB-523-1 带锁
AB-523-1A 无锁

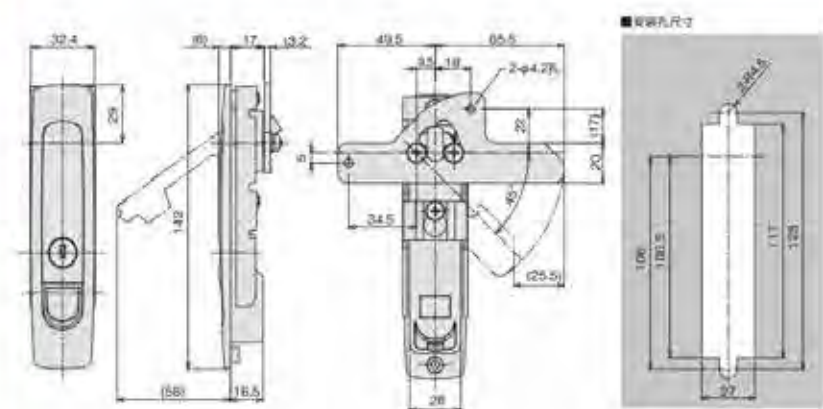


AB-523-2 带锁
AB-523-2A 无锁



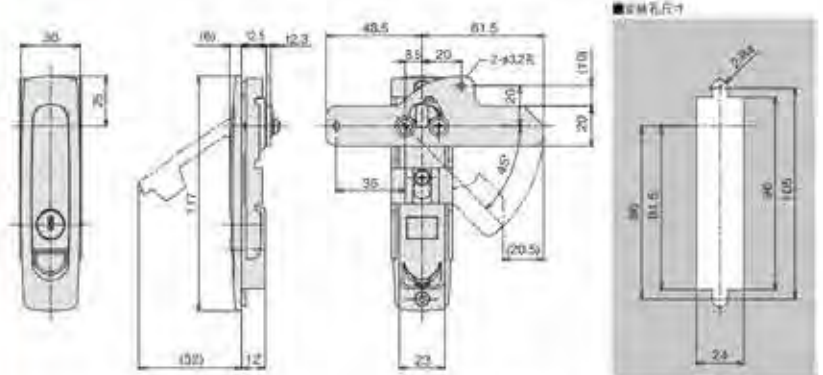
AB-523-3A 无锁

AB-523-3 带锁



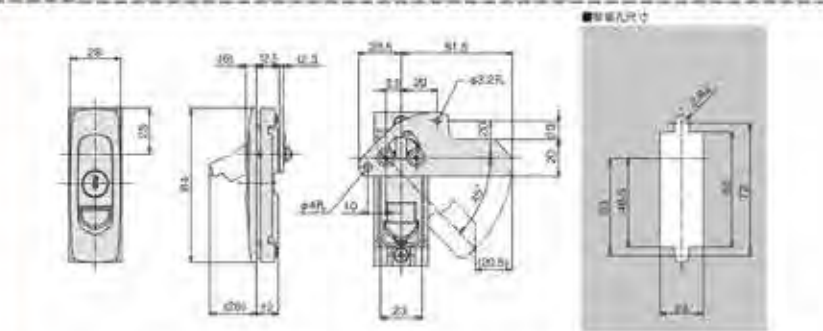
AB-523-1 带锁

AB-523-1A 无锁



AB-523-2 带锁

AB-523-2A 无锁



AB-523-3A 无锁

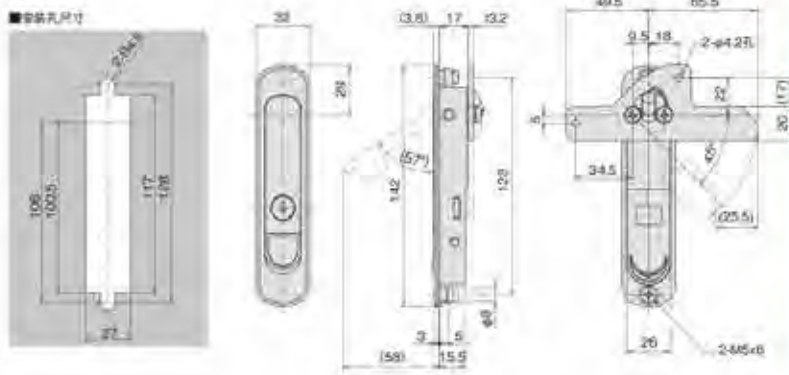
AB-523-3 带锁

特征说明:

- 材 质: 锌合金锁壳, 把手, ABS按键, A3钢锁片
- 表面处理: 镀铬
- 结构功能: 通过按钮打开按下把手锁闭, 分带锁无锁
- 用 途: 一般适用于配电柜, 电箱, 机箱, 机床, 自动化设备柜门体使用
- 备 注: 适用门板厚度1-3mm

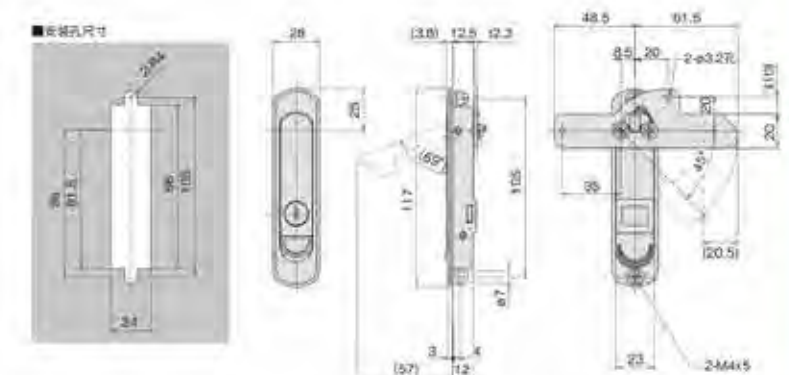
Feature Description:

Material: zinc alloy lock case, handle, ABS button, A3 steel lock plate
Surface treatment: chrome plating
Structural function: open and press the handle to lock by pressing the button, and the sub-belt lock is unlocked
Uses: Generally suitable for power distribution cabinets, electrical boxes, meter boxes, machinery, machine tools, automation equipment cabinet door use
Remarks: Applicable door panel thickness 1-3mm



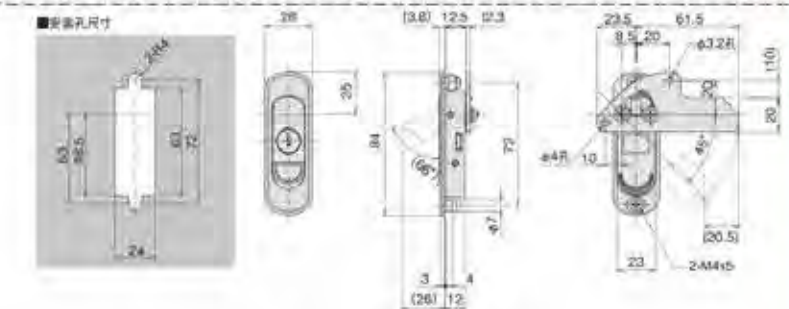
AB-232-1A 无锁

AB-232-1 带锁



AB-232-2A 无锁

AB-232-2 带锁



AB-232-3A 无锁

AB-232-3 带锁

Feature Description:

Material: zinc alloy lock case, handle, ABS button, A3 steel lock plate
Surface treatment: chrome plating
Structural function: open and press the handle to lock by pressing the button, and the sub-belt lock is unlocked
Uses: Generally suitable for power distribution cabinets, electrical boxes, meter boxes, machinery, machine tools, automation equipment cabinet door use
Remarks: Applicable door panel thickness 1-3mm



AB-232-1 带锁
AB-232-1A 无锁



AB-232-2 带锁
AB-232-2A 无锁



AB-232-3 带锁
AB-232-3A 无锁

特征说明:

- 材 质: 锌合金锁壳, 把手, ABS按键, A3钢锁片
- 表面处理: 镀铬
- 结构功能: 通过按钮打开按下把手锁闭, 分带锁无锁
- 用 途: 一般适用于配电柜, 电箱, 机箱, 机床, 自动化设备柜门体使用
- 备 注: 适用门板厚度1-3mm

磁吸
Magnet catch

附件
Accessories

把手锁
Handle lock

圆柱锁
Cylinder lock

平面锁
Plane lock

连杆锁
Rod control lock

面板锁
Panel lock

搭扣锁
Tonggle and hook

拉手
Handles

限位
Door stop

铰链
Hinge

冷库把手
Handle latch

把手锁
Handle lock

圆柱锁
Cylinder lock

平面锁
Plane lock

连杆锁
Rod control lock

面板锁
Panel lock

搭扣锁
Tonggle and hook

拉手
Handles

限位
Door stop

铰链
Hinge

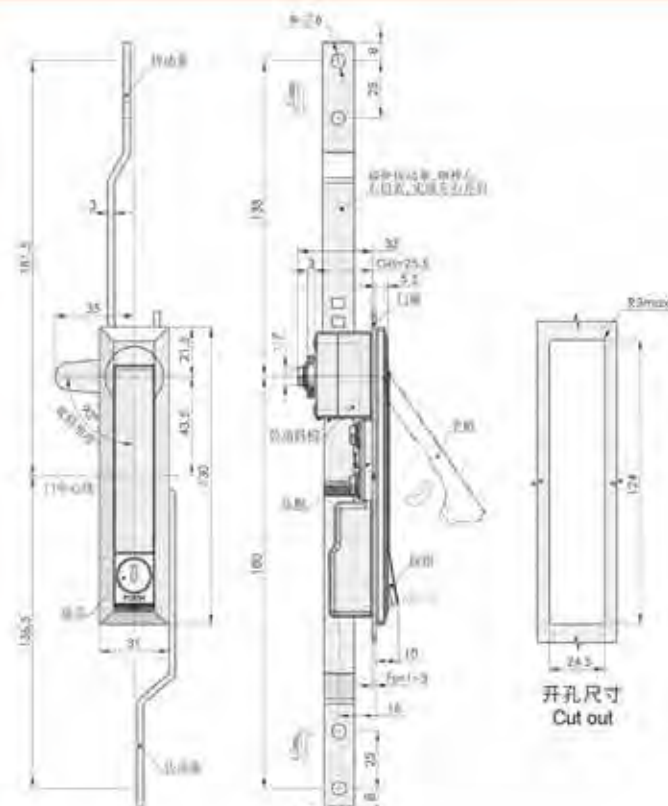
冷库把手
Handle latch

磁吸
Magnet catch

附件
Accessories



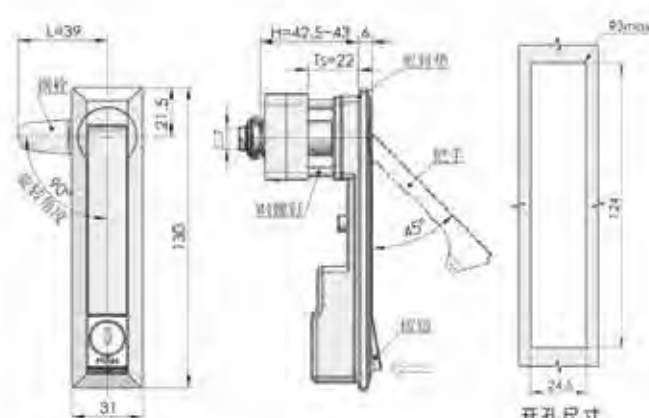
MS731-1



MS731-1



MS731-2



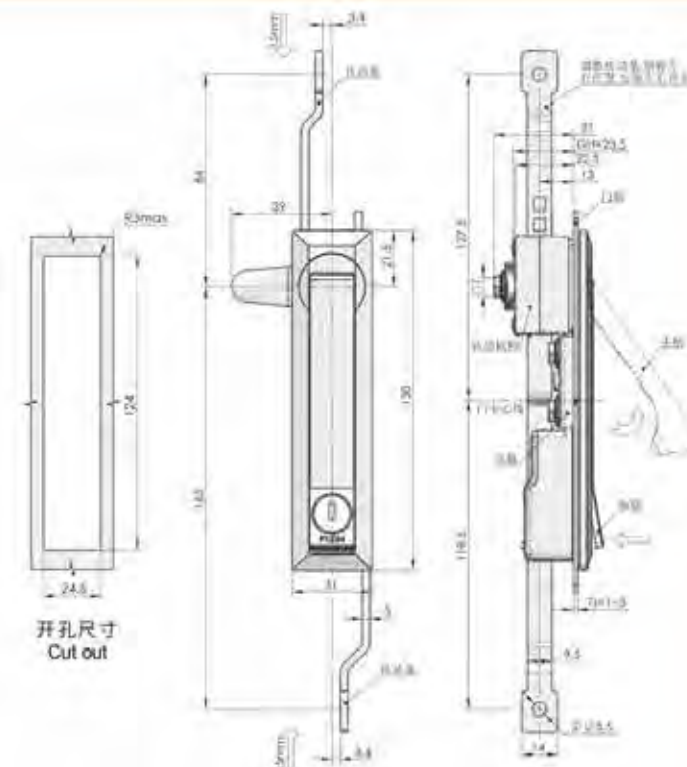
MS731-2

特征说明:

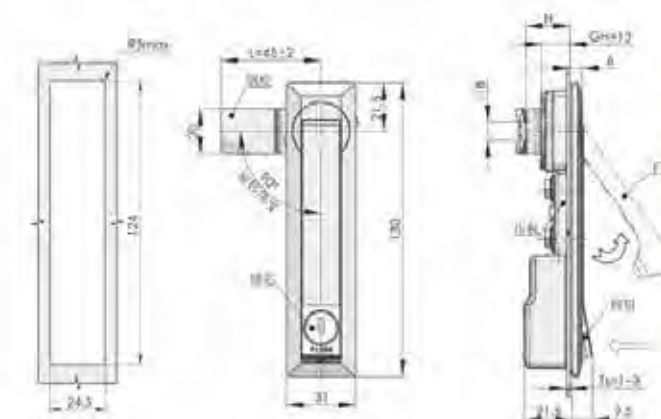
- 材 质: 锌合金锁壳, 把手, A3钢锁片配件
- 表面处理: 黑色, 纳米, 镀铬, 亚光
- 结构功能: 通过钥匙开启或锁闭, 按下把手自动弹起, 手柄旋转上下连杆驱动, 调整锁片左右通用
- 用 途: 一般适用于机箱机柜, 通讯机柜, 机箱, 电箱, 电柜, 机械机床钣金箱体使用
- 备 注: 适用门板厚度1-3mm

Feature Description:

Material: zinc alloy lock shell, handle, A3 steel lock piece accessories
Surface treatment: black, nano, chrome plated, matt
Structure function: open or lock by key, press the handle to automatically pop up, the handle rotates the upper and lower connecting rods to drive, and the lock tab is used left and right
Uses: Generally suitable for chassis cabinets, communication cabinets, chassis electrical boxes, electrical cabinets, mechanical machine tool sheet metal boxes
Remarks: Applicable door panel thickness 1-3mm



MS731-3



MS731-3

Feature Description:

Material: zinc alloy lock shell, handle, A3 steel lock piece accessories
Surface treatment: black, nano, chrome plated, matt
Structure function: open or lock by key, press the handle to automatically pop up, the handle rotates the upper and lower connecting rods to drive, and the lock tab is used left and right
Uses: Generally suitable for chassis cabinets, communication cabinets, chassis electrical boxes, electrical cabinets, mechanical machine tool sheet metal boxes
Remarks: Applicable door panel thickness 1-3mm



MS731-3



MS731-4

特征说明:

- 材 质: 锌合金锁壳, 把手, A3钢锁片配件
- 表面处理: 黑色, 纳米, 镀铬, 亚光
- 结构功能: 通过钥匙开启或锁闭, 按下把手自动弹起, 手柄旋转上下连杆驱动, 调整锁片左右通用
- 用 途: 一般适用于机箱机柜, 通讯机柜, 机箱, 电箱, 电柜, 机械机床钣金箱体使用
- 备 注: 适用门板厚度1-3mm

磁吸
Magnet catch

附件
Accessories

把手锁
Handle lock

圆柱锁
Cylinder lock

平面锁
Plane lock

连杆锁
Rod control lock

面板锁
Panel lock

搭扣锁
Tonggle and hook

拉手
Handles

限位
Door stop

铰链
Hinge

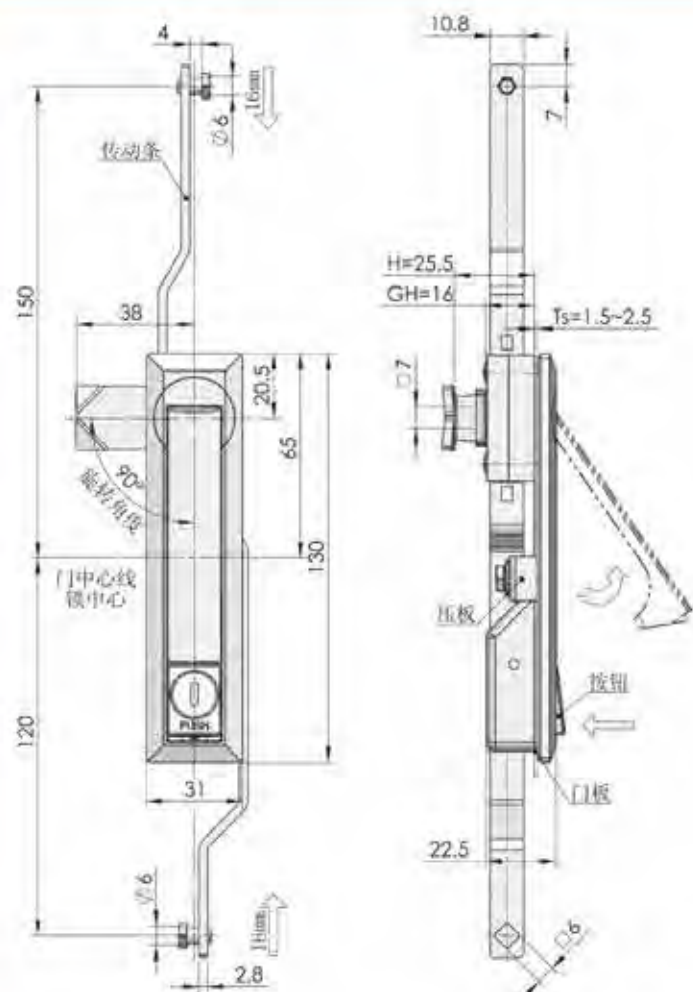
冷库把手
Handle latch

磁吸
Magnet catch

附件
Accessories



MS731-6



注：调换传动条，钢柱左右位置，实现左右开启



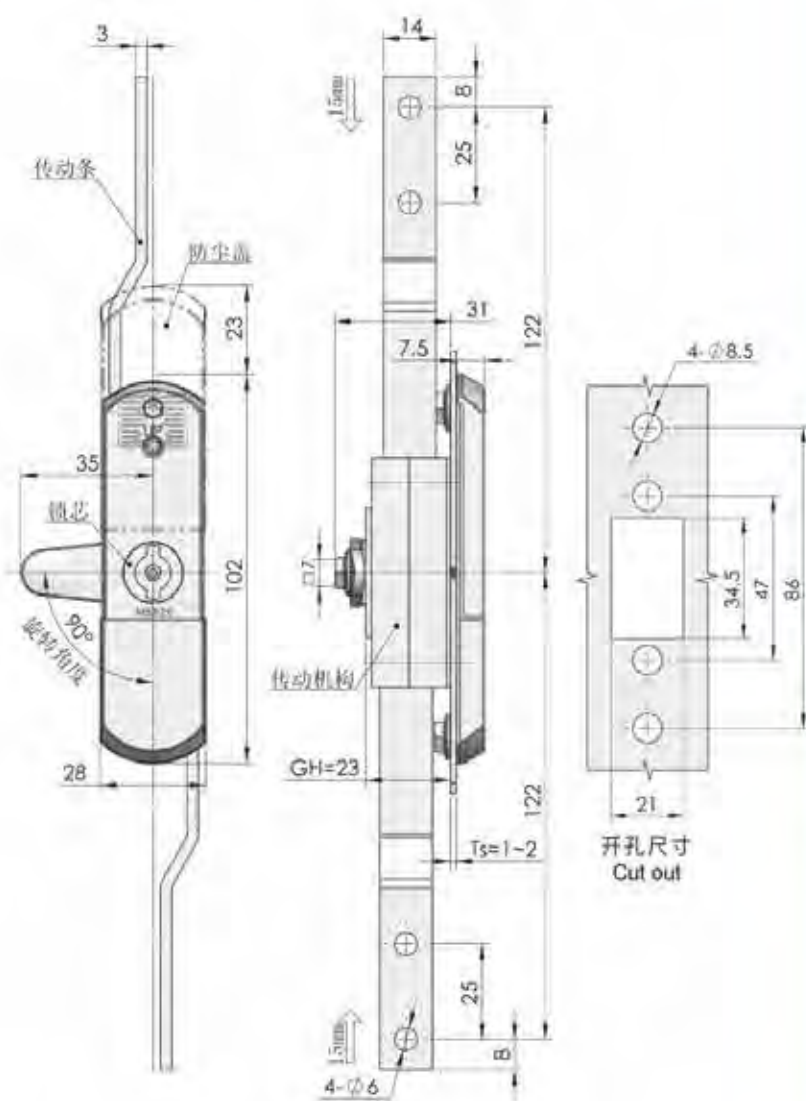
开孔尺寸
Cut out

特征说明:

- 材 质: 锌合金锁壳, 把手, A3钢锁片配件
- 表面处理: 黑色, 纳米, 镀铬, 亚光
- 结构功能: 通过钥匙开启或锁闭, 按下把手自动弹起, 手柄旋转上下连杆驱动, 调换锁片左右通用
- 用 途: 一般适用于机箱机柜, 通讯机柜, 机箱, 串箱, 电柜, 机械机床钣金箱体使用
- 备 注: 适用门板厚度1-3mm

Feature Description:

Material: zinc alloy lock shell, handle, A3 steel lock piece accessories
Surface treatment: black, nano, chrome plated, matt
Structure function: open or lock by key, press the handle to automatically pop up, the handle rotates the upper and lower connecting rods to drive, and the lock tab is used left and right
Uses: Generally suitable for chassis cabinets, communication cabinets, chassis electrical boxes, electrical cabinets, mechanical machine tool sheet metal boxes
Remarks: Applicable door panel thickness 1-3mm



注：在未变换传动条与传动壳相对位置下，取下钢柱及锁芯等零件，传动体翻转180度可实现左右开启的变化



MS820-1



一字钥匙 三角钥匙

Feature Description:

Material: zinc alloy lock shell, handle, A3 steel lock piece accessories
Surface treatment: black, nano, chrome plated, matt
Structural function: through the key to drive the upper and lower lock lever, exchange the lock piece to achieve left and right universal, with waterproof and dustproof functions
Uses: Generally suitable for chassis cabinets, communication cabinets, chassis electrical boxes, electrical cabinets, mechanical machine tool sheet metal boxes
Remarks: Applicable door panel thickness 1-3mm

特征说明:

- 材 质: 锌合金锁壳, 把手, A3钢锁片配件
- 表面处理: 黑色, 纳米, 镀铬, 亚光
- 结构功能: 通过钥匙驱动上下锁杆, 调换锁片实现左右通用, 有防水, 防尘功能
- 用 途: 一般适用于机箱机柜, 通讯机柜, 机箱, 电箱, 电柜, 机械机床钣金箱体使用
- 备 注: 适用门板厚度1-3mm

把手锁
Handle lock

圆柱锁
Cylinder lock

平面锁
Plane lock

连杆锁
Rod control lock

面板锁
Panel lock

搭扣锁
Tonggle and hook

拉手
Handles

限位
Door stop

铰链
Hinge

冷库把手
Handle latch

磁吸
Magnet catch

附件
Accessories

把手锁
Handle lock

圆柱锁
Cylinder lock

平面锁
Plane lock

连杆锁
Rod control lock

面板锁
Panel lock

搭扣锁
Tonggle and hook

拉手
Handles

限位
Door stop

铰链
Hinge

冷库把手
Handle latch

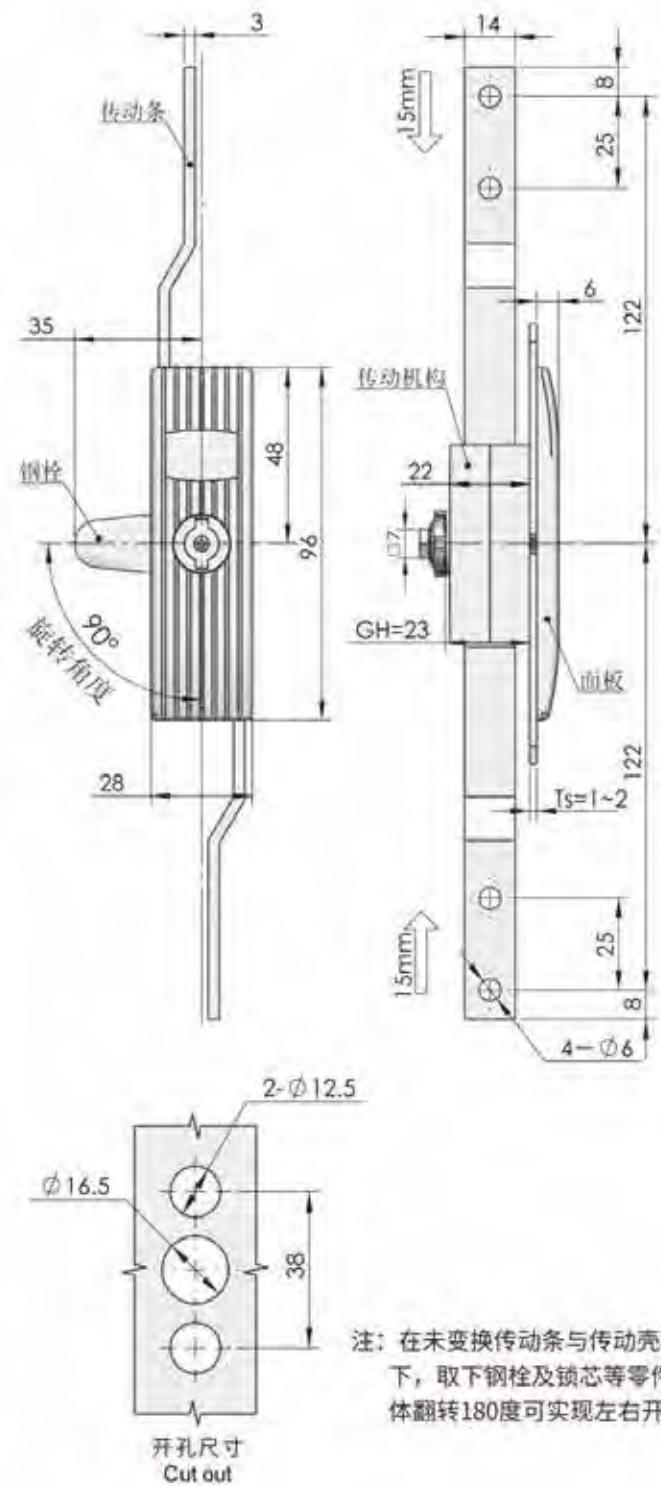
磁吸
Magnet catch

附件
Accessories



MS820-1AY

MS820-1A



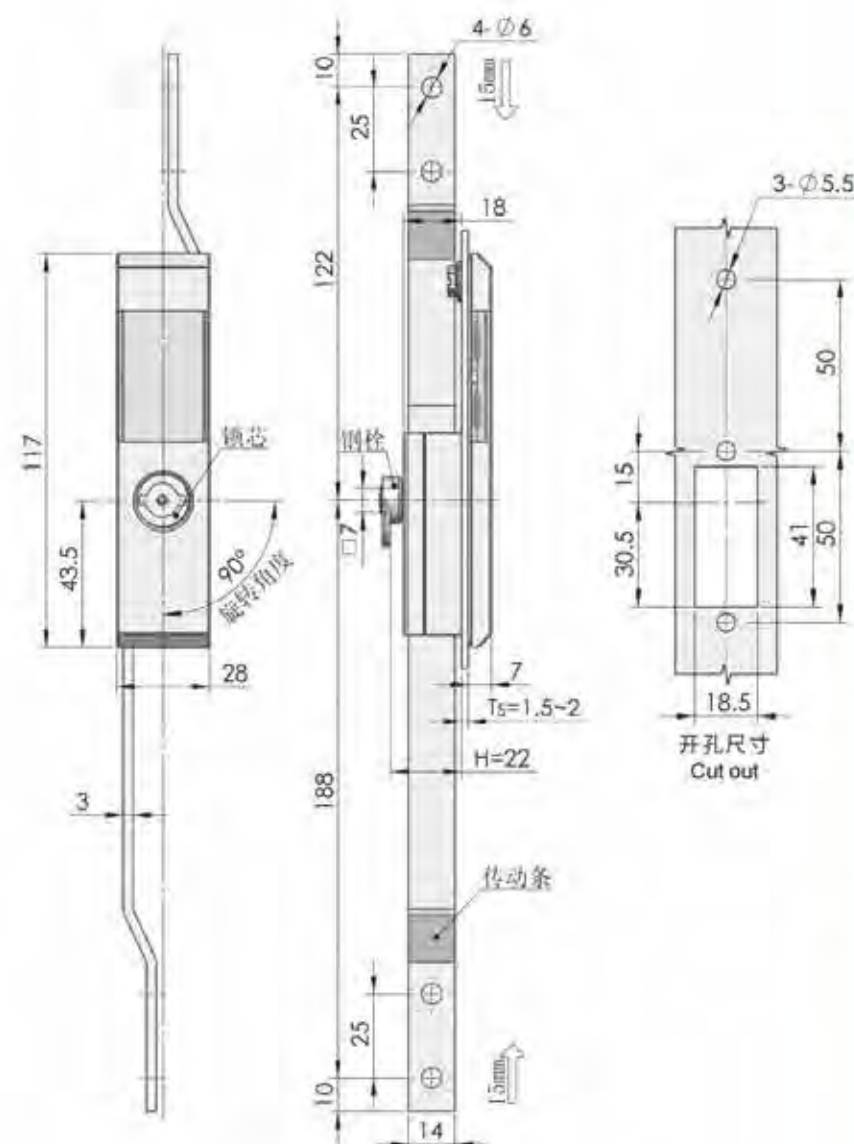
注：在未变换传动条与传动壳相对位置下，取下钢柱及锁芯等零件，传动体翻转180度可实现左右开启的变化

特征说明:

- 材 质: ABS锁壳, A3钢锁片配件
- 表面处理: 纳米, 亚光
- 结构功能: 通过钥匙驱动上下锁杆, 调换锁片实现左右通用, 有防水功能
- 用 途: 一般适用于机箱机柜, 通讯机柜, 机箱, 电箱, 电柜, 机械机床钣金箱体使用
- 备 注: 适用门板厚度1-3mm

Feature Description:

Material: ABS lock case, A3 steel lock piece accessories
Surface treatment: nano, matt
Structural function: through the key to drive the upper and lower lock lever, exchange the lock piece to achieve left and right universal, with waterproof function
Uses: Generally suitable for chassis cabinets, communication cabinets, chassis electrical boxes, electrical cabinets, mechanical machine tool sheet metal boxes
Remarks: Applicable door panel thickness 1-3mm



注：调换传动条，钢柱左右位置，实现左右开启

Feature Description:

Material: SUS304/zinc alloy lock shell, lock cylinder, base, lock piece
Surface treatment: beige, 7035 colors, SUS sand, mirror
Structural function: through the key to drive the upper and lower lock lever, exchange the lock piece to achieve left and right universal, with waterproof function
Uses: Generally suitable for chassis cabinets, communication cabinets, chassis electrical boxes, electrical cabinets, mechanical machine tool sheet metal boxes
Remarks: Applicable door panel thickness 1-3mm

把手锁
Handle lock

圆柱锁
Cylinder lock

平面锁
Plane lock

连杆锁
Rod control lock

面板锁
Panel lock

搭扣锁
Tonggle and hook

拉手
Handles

限位
Door stop

铰链
Hinge

冷库把手
Handle latch

磁吸
Magnet catch

附件
Accessories



MS821-1



MS821-1S

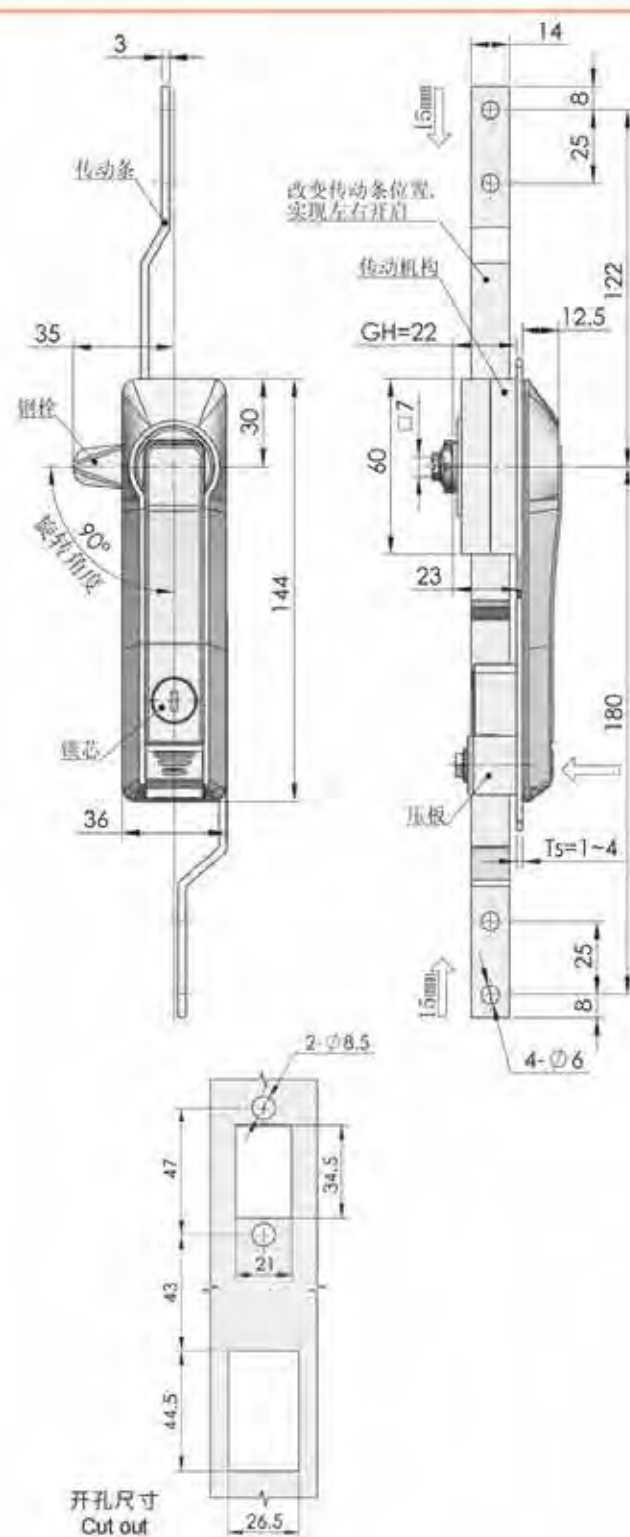


MS821-1AS

特征说明:

- 材 质: SUS304/锌合金锁壳, 锁芯, 基座, 锁片
- 表面处理: 米黄色, 7035色, SUS砂面, 镜面
- 结构功能: 通过钥匙驱动上下锁杆, 调换锁片实现左右通用, 有防水功能
- 用 途: 一般适用于机箱机柜, 通讯机柜, 机箱, 电箱, 电柜, 机械机床钣金箱体使用
- 备 注: 适用门板厚度1-3mm

把手锁 Handle lock
圆柱锁 Cylinder lock
平面锁 Plane lock
连杆锁 Rod control lock
面板锁 Panel lock
搭扣锁 Tonggue and hook
拉手 Handles
限位 Door stop
铰链 Hinge
冷库把手 Handle latch

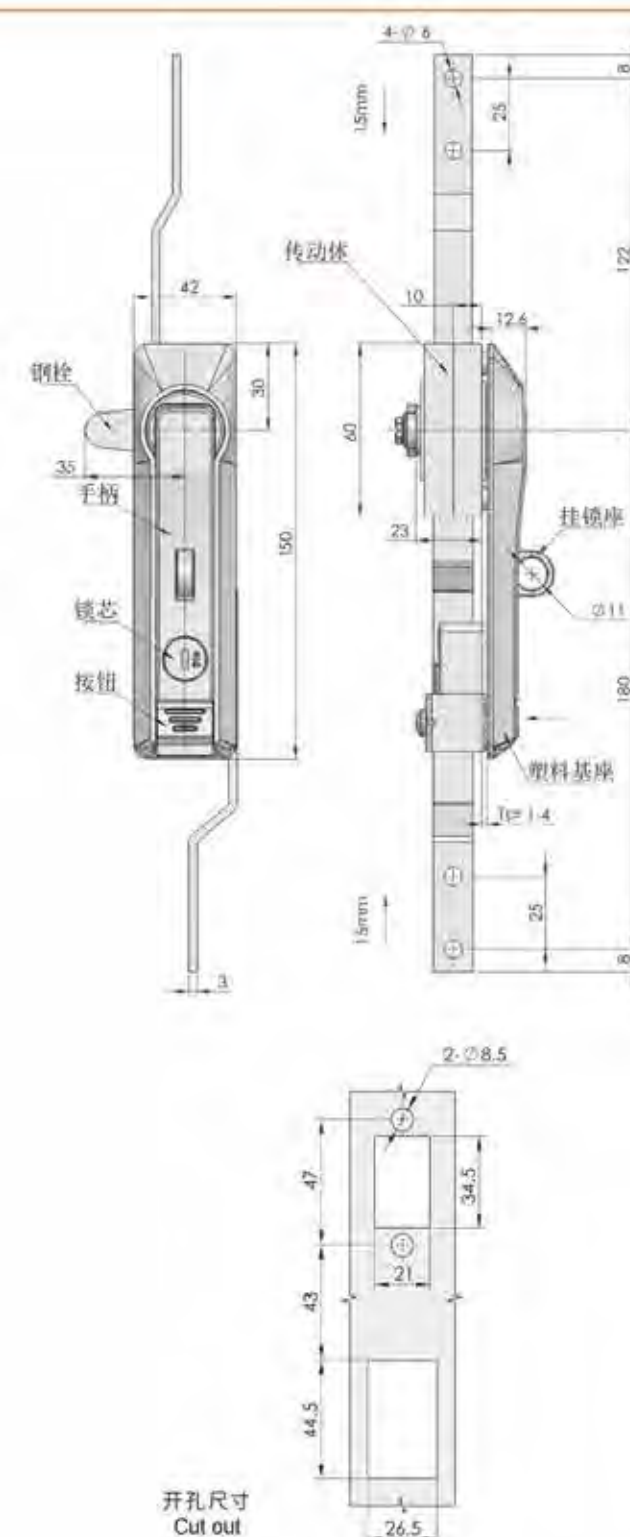


特征说明:

- 材 质: 锌合金锁壳, 把手, A3钢锁片配件
- 表面处理: 黑色, 纳米, 镀铬, 亚光
- 结构功能: 通过钥匙开启或锁闭, 按下把手自动弹起, 手柄旋转上下连杆驱动, 调整锁片左右通用
- 用 途: 一般适用于机箱机柜, 通讯机柜, 机箱, 配电箱, 电柜, 机械机床钣金箱体使用
- 备 注: 适用门板厚度1-3mm

Feature Description:

Material: zinc alloy lock shell, handle, A3 steel lock piece accessories
Surface treatment: black, nano, chrome plated, matt
Structure function: open or lock by key, press the handle to automatically pop up, the handle rotates the upper and lower connecting rods to drive, and the lock tab is used left and right
Uses: Generally suitable for chassis cabinets, communication cabinets, chassis electrical boxes, electrical cabinets, mechanical machine tool sheet metal boxes
Remarks: Applicable door panel thickness 1-3mm



Feature Description:

Material: zinc alloy lock shell, handle, A3 steel lock piece accessories
Surface treatment: black, nano, chrome plated, matt
Structure function: open or lock by key, press the handle to automatically pop up, the handle rotates the upper and lower connecting rods to drive, and the lock tab is used left and right
Uses: Generally suitable for chassis cabinets, communication cabinets, chassis electrical boxes, electrical cabinets, mechanical machine tool sheet metal boxes
Remarks: Applicable door panel thickness 1-3mm

特征说明:

- 材 质: 锌合金锁壳, 把手, A3钢锁片配件
- 表面处理: 黑色, 纳米, 镀铬, 亚光
- 结构功能: 通过钥匙开启或锁闭, 按下把手自动弹起, 手柄旋转上下连杆驱动, 调整锁片左右通用
- 用 途: 一般适用于机箱机柜, 通讯机柜, 机箱, 配电箱, 电柜, 机械机床钣金箱体使用
- 备 注: 适用门板厚度1-3mm

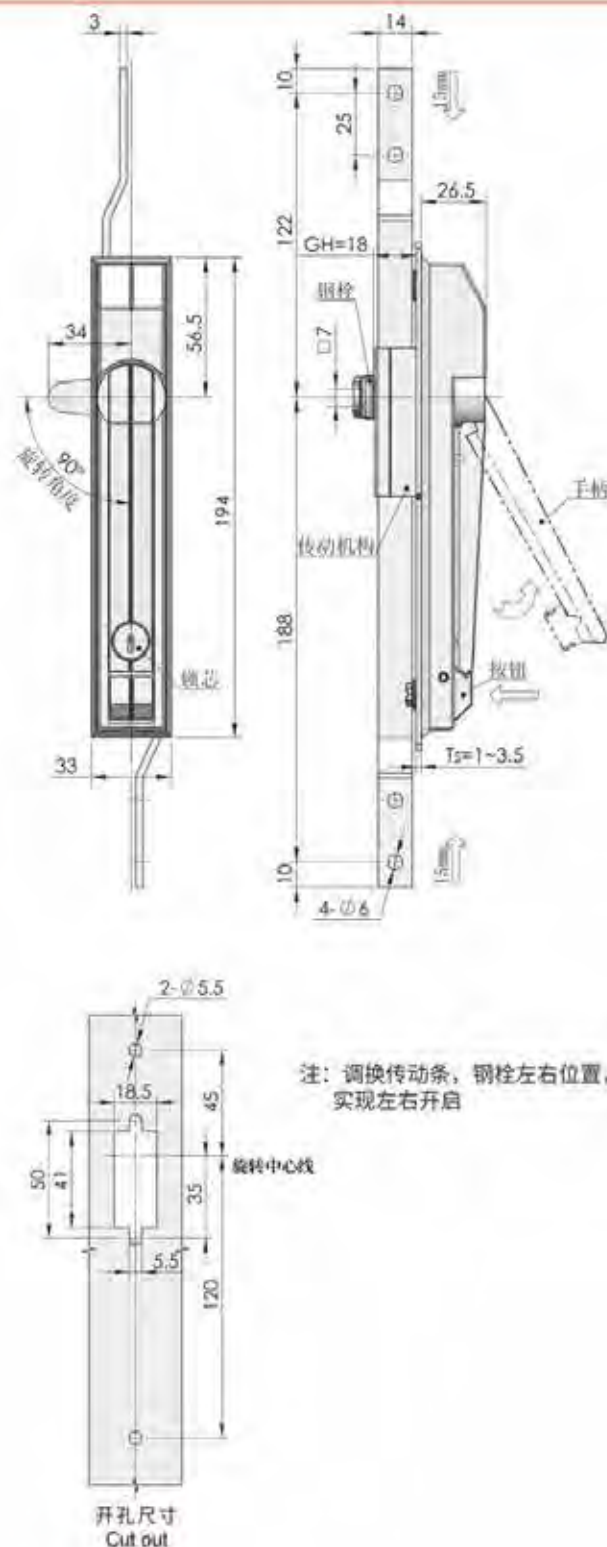
把手锁 Handle lock
圆柱锁 Cylinder lock
平面锁 Plane lock
连杆锁 Rod control lock
面板锁 Panel lock
搭扣锁 Tonggue and hook
拉手 Handles
限位 Door stop
铰链 Hinge
冷库把手 Handle latch



把手锁 Handle lock
圆柱锁 Cylinder lock
平面锁 Plane lock
连杆锁 Rod control lock
面板锁 Panel lock
搭扣锁 Tonggle and hook
拉手 Handles
限位 Door stop
铰链 Hinge
冷库把手 Handle latch



MS829

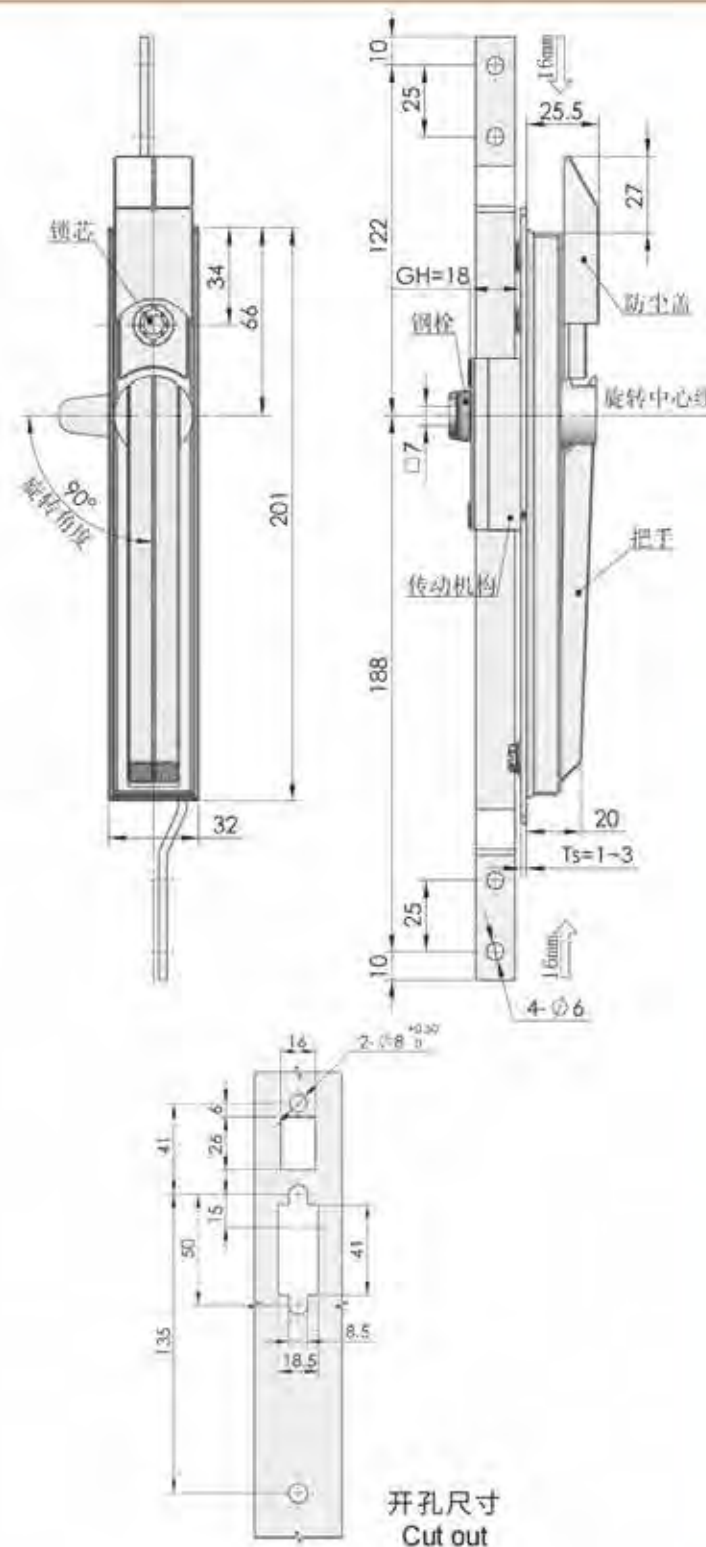


特征说明:

- 材 质: 锌合金锁壳, 把手, A3钢锁片配件
- 表面处理: 黑色, 纳米, 镀镍, 亚光
- 结构功能: 通过钥匙开启或锁闭, 按下把手自动弹起, 手柄旋转上下连杆驱动, 调换锁片左右通用
- 用 途: 一般适用于机柜机箱, 通讯机柜, 机箱, 配电箱, 电柜, 机械机床钣金箱体使用
- 备 注: 适用门板厚度1-3mm

Feature Description:

Material: zinc alloy lock shell, handle, A3 steel lock piece accessories
Surface treatment: black, nano, chrome plated, matt
Structure function: open or lock by key, press the handle to automatically pop up, the handle rotates the upper and lower connecting rods to drive, and the lock tab is used left and right
Uses: Generally suitable for chassis cabinets, communication cabinets, chassis electrical boxes, electrical cabinets, mechanical machine tool sheet metal boxes
Remarks: Applicable door panel thickness 1-3mm



Feature Description:

Material: SUS/zinc alloy lock case, handle, SUS/A3 steel lock piece
Surface treatment: black, nano, chrome plated, matt SUU sand, mirror
Structure function: open or lock by key, press the handle to automatically pop up, the handle rotates the upper and lower connecting rods to drive, and the lock tab is used left and right
Uses: Generally suitable for chassis cabinets, communication cabinets, chassis electrical boxes, electrical cabinets, mechanical machine tool sheet metal boxes
Remarks: Applicable door panel thickness 1-3mm



特征说明:

- 材 质: SUS/锌合金锁壳, 把手, SUS/A3钢锁片
- 表面处理: 黑色, 纳米, 镀镍, 亚光 SUU砂面, 镜面
- 结构功能: 通过钥匙开启或锁闭, 按下把手自动弹起, 手柄旋转上下连杆驱动, 调换锁片左右通用
- 用 途: 一般适用于机柜机箱, 通讯机柜, 机箱, 配电箱, 电柜, 机械机床钣金箱体使用
- 备 注: 适用门板厚度1-3mm

把手锁 Handle lock
圆柱锁 Cylinder lock
平面锁 Plane lock
连杆锁 Rod control lock
面板锁 Panel lock
搭扣锁 Tonggle and hook
拉手 Handles
限位 Door stop
铰链 Hinge
冷库把手 Handle latch
磁吸 Magnet catch
附件 Accessories

把手锁
Handle lock

圆柱锁
Cylinder lock

平面锁
Plane lock

连杆锁
Rod control lock

面板锁
Panel lock

搭扣锁
Tonggle and hook

拉手
Handles

限位
Door stop

铰链
Hinge

冷库把手
Handle latch

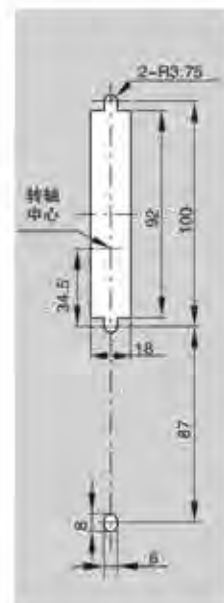
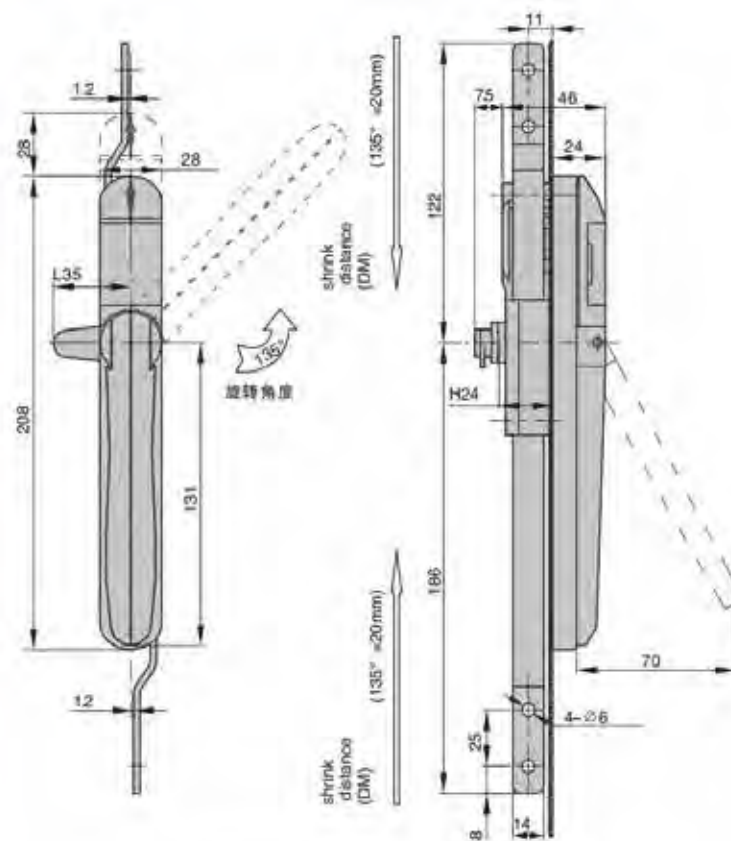
磁吸
Magnet catch

附件
Accessories



MS830-4

MS830-5




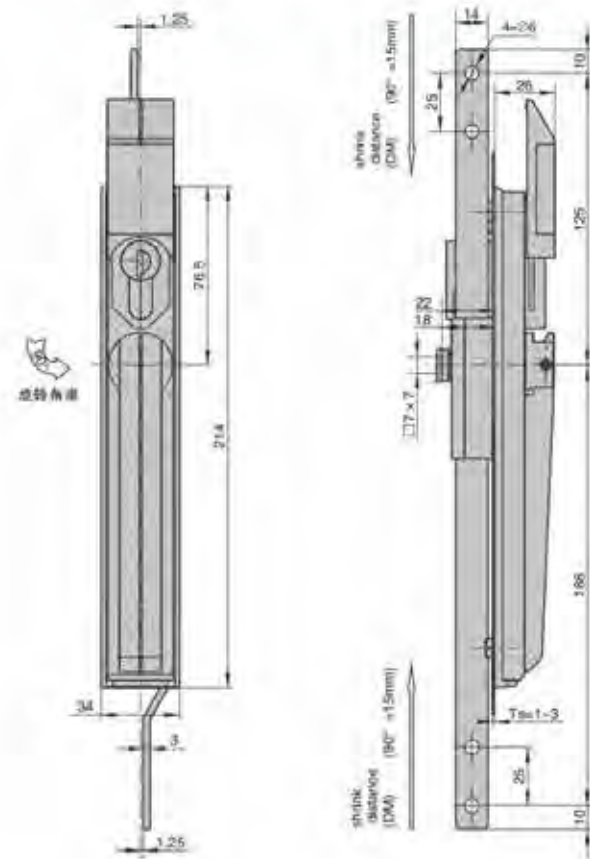
■开孔尺寸
Cut out

特征说明:

- 材 质: 锌合金锁壳, 把手, A3钢锁片配件
- 表面处理: 黑色, 纳米, 镀铬, 亚光
- 结构功能: 通过钥匙开启或锁闭, 按下把手自动弹起, 手柄旋转上下连杆驱动, 调整锁片左右通用
- 用 途: 一般适用于机箱机柜, 通讯机柜, 机箱, 电箱, 电柜, 机械机床钣金箱体使用
- 备 注: 适用门板厚度1-3mm

Feature Description:

Material: zinc alloy lock shell, handle, A3 steel lock piece accessories
Surface treatment: black, nano, chrome plated, matt
Structure function: open or lock by key, press the handle to automatically pop up, the handle rotates the upper and lower connecting rods to drive, and the lock tab is used left and right
Uses: Generally suitable for chassis cabinets, communication cabinets, chassis electrical boxes, electrical cabinets, mechanical machine tool sheet metal boxes
Remarks: Applicable door panel thickness 1-3mm



■开孔尺寸
Cut Out

Feature Description:

Material: zinc alloy lock shell, handle, A3 steel lock piece accessories
Surface treatment: black, nano, chrome plated, matt
Structure function: open or lock by key, press the handle to automatically pop up, the handle rotates the upper and lower connecting rods to drive, and the lock tab is used left and right
Uses: Generally suitable for chassis cabinets, communication cabinets, chassis electrical boxes, electrical cabinets, mechanical machine tool sheet metal boxes
Remarks: Applicable door panel thickness 1-3mm

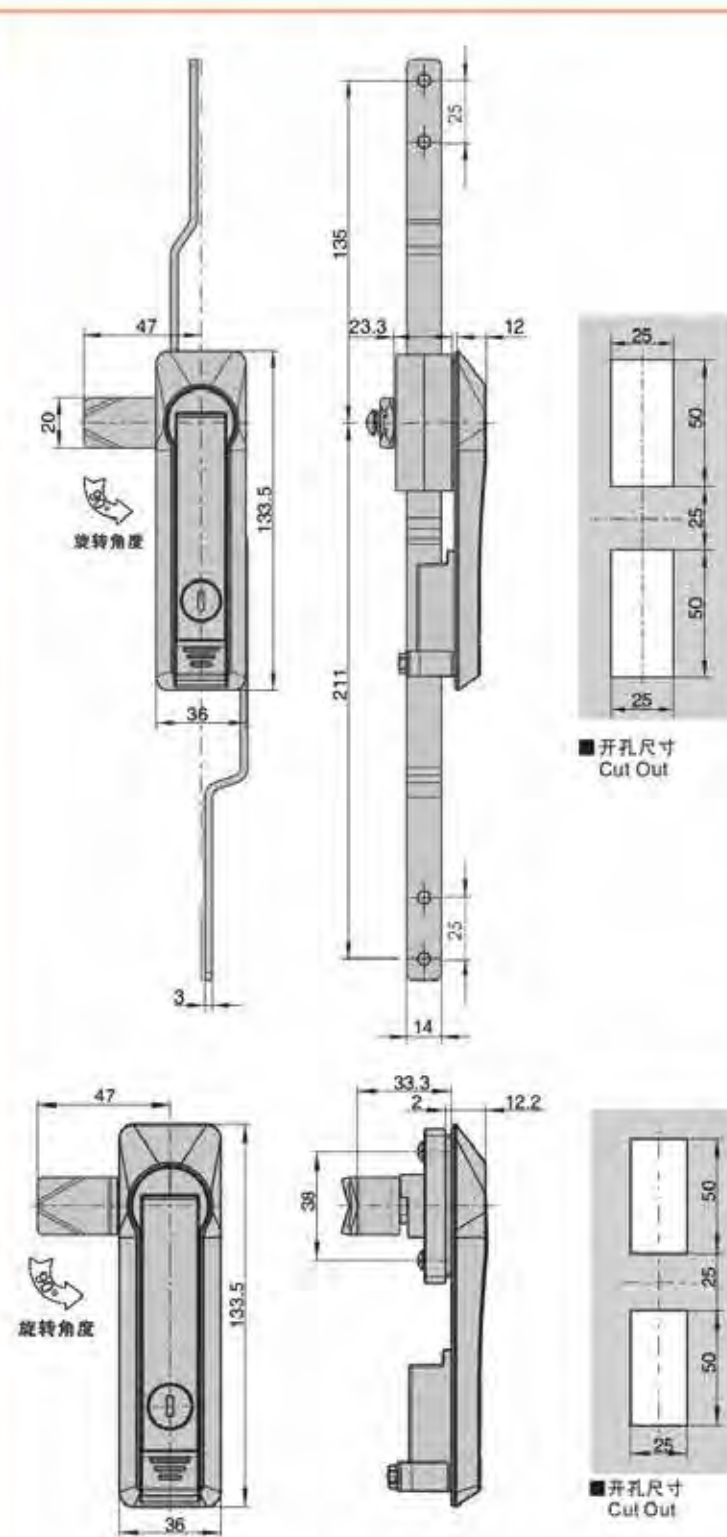
特征说明:

- 材 质: 锌合金锁壳, 把手, A3钢锁片配件
- 表面处理: 黑色, 纳米, 镀铬, 亚光
- 结构功能: 通过钥匙开启或锁闭, 按下把手自动弹起, 手柄旋转上下连杆驱动, 调整锁片左右通用
- 用 途: 一般适用于机箱机柜, 通讯机柜, 机箱, 电箱, 电柜, 机械机床钣金箱体使用
- 备 注: 适用门板厚度1-3mm

磁吸
Magnet catch

附件
Accessories

把手锁 Handle lock
圆柱锁 Cylinder lock
平面锁 Plane lock
连杆锁 Rod control lock
面板锁 Panel lock
搭扣锁 Tonggle and hook
拉手 Handles
限位 Door stop
铰链 Hinge
冷库把手 Handle latch

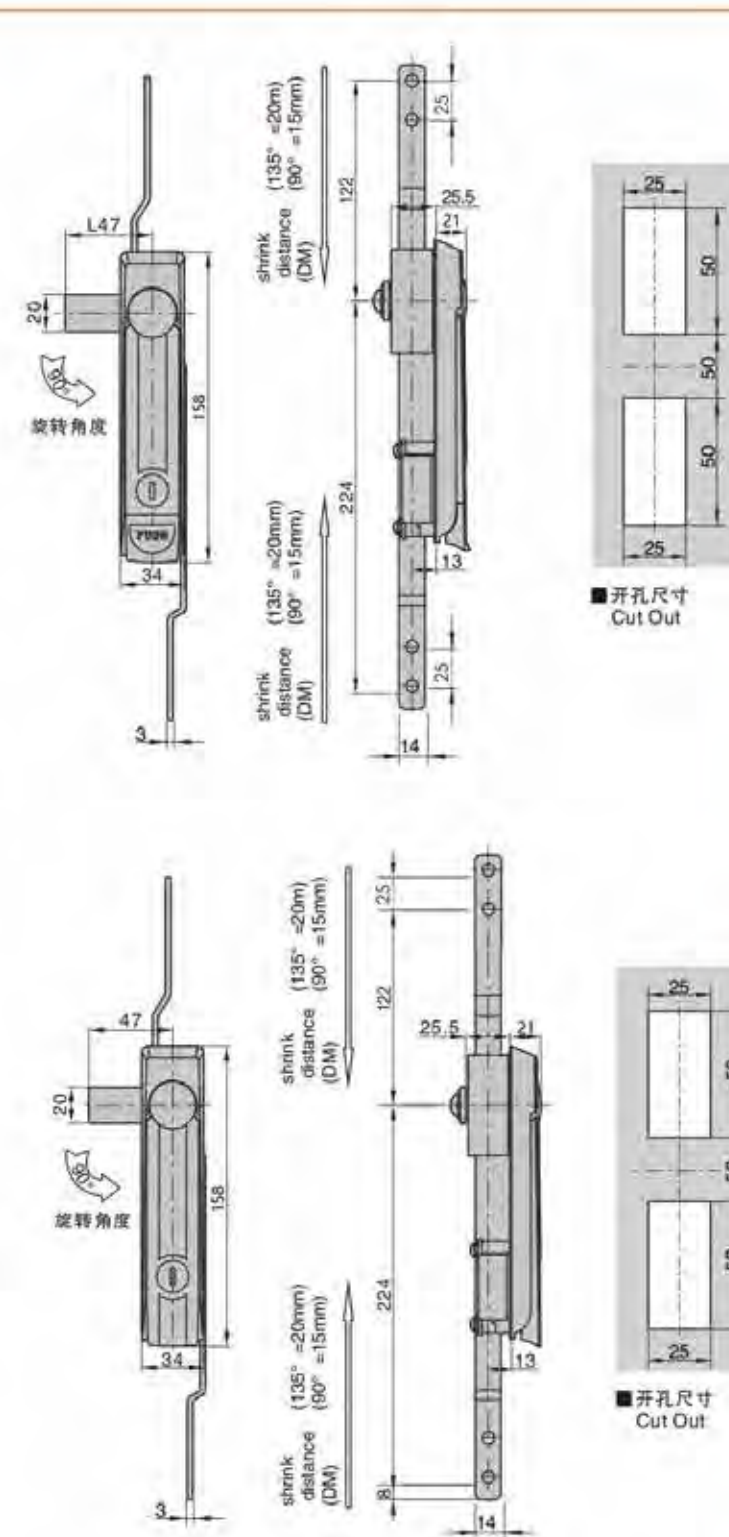


特征说明:

- 材 质: 锌合金锁壳, 把手, A3钢锁片配件
- 表面处理: 黑色, 纳米, 镀铬, 亚光
- 结构功能: 通过钥匙开启或锁闭, 按下把手自动弹起, 手柄旋转上下连杆驱动, 调整锁片左右通用
- 用 途: 一般适用于机箱机柜, 通讯机柜, 机箱, 配电箱, 电柜, 机械机床钣金箱体使用
- 备 注: 适用门板厚度1-3mm

Feature Description:

Material: zinc alloy lock shell, handle, A3 steel lock piece accessories
Surface treatment: black, nano, chrome plated, matt
Structure function: open or lock by key, press the handle to automatically pop up, the handle rotates the upper and lower connecting rods to drive, and the lock tab is used left and right
Uses: Generally suitable for chassis cabinets, communication cabinets, chassis electrical boxes, electrical cabinets, mechanical machine tool sheet metal boxes
Remarks: Applicable door panel thickness 1-3mm



Feature Description:

Material: zinc alloy lock shell, handle, A3 steel lock piece accessories
Surface treatment: black, nano, chrome plated, matt
Structure function: open or lock by key, press the handle to automatically pop up, the handle rotates the upper and lower connecting rods to drive, and the lock tab is used left and right
Uses: Generally suitable for chassis cabinets, communication cabinets, chassis electrical boxes, electrical cabinets, mechanical machine tool sheet metal boxes
Remarks: Applicable door panel thickness 1-3mm

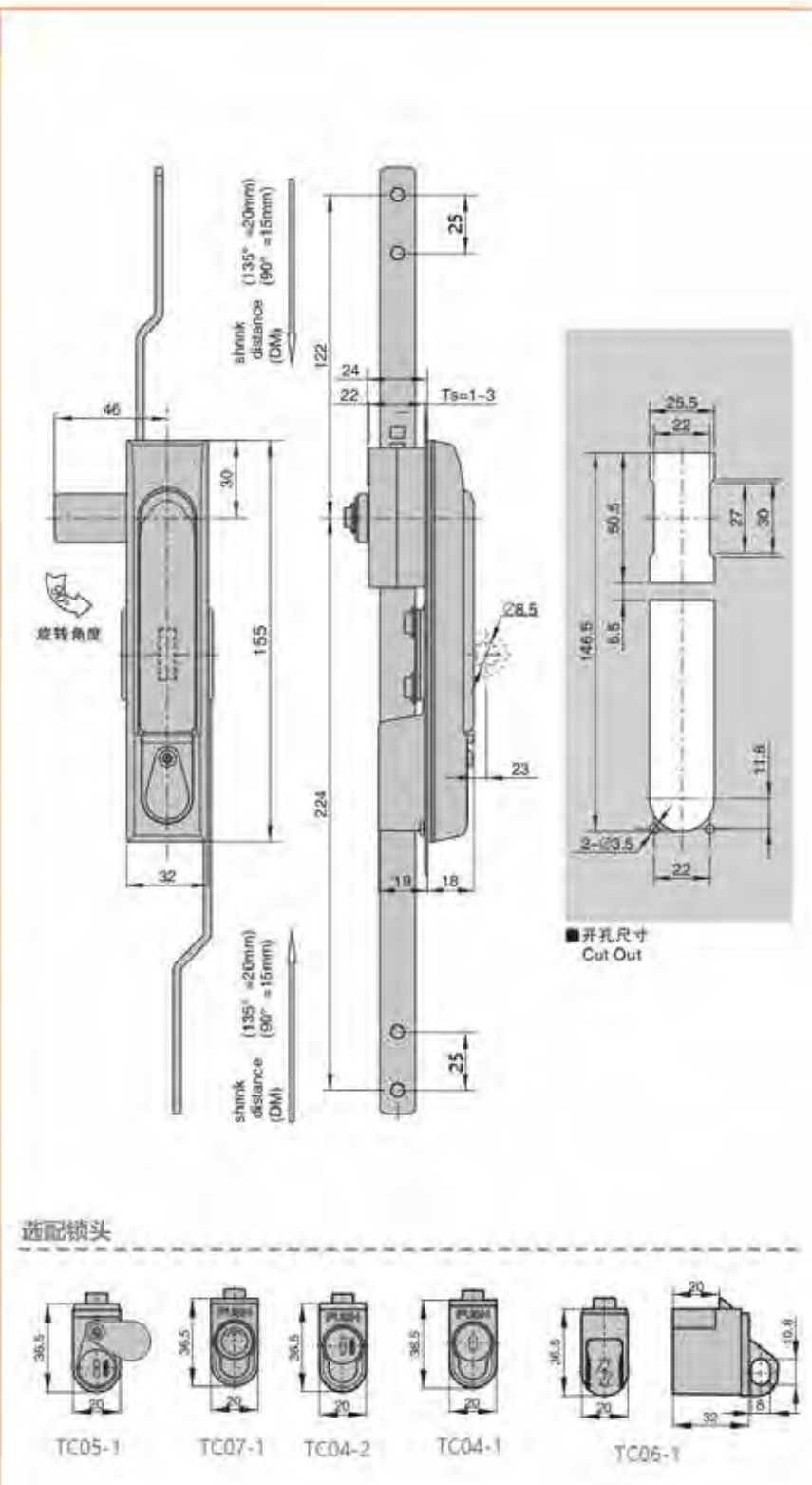


特征说明:

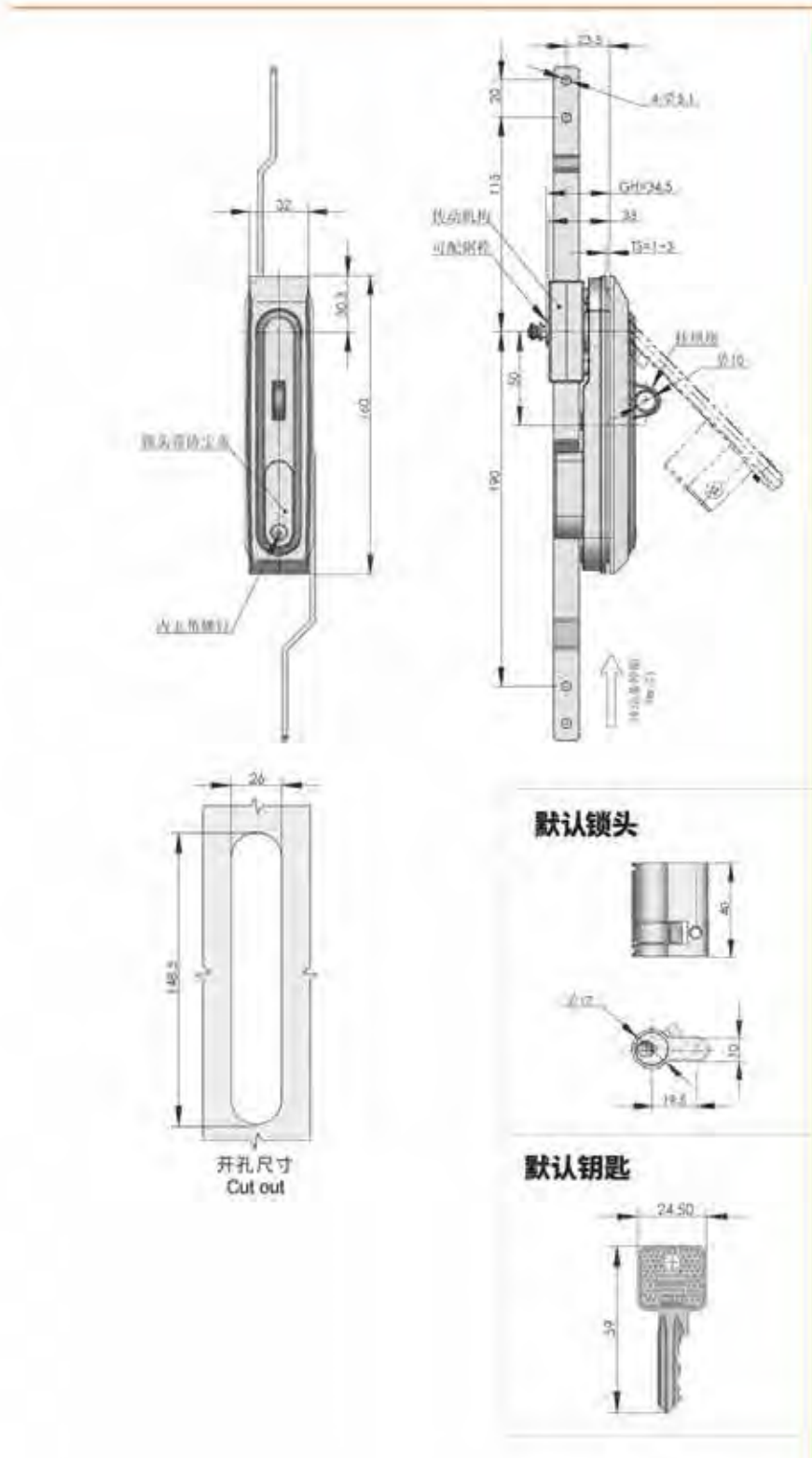
- 材 质: 锌合金锁壳, 把手, A3钢锁片配件
- 表面处理: 黑色, 纳米, 镀铬, 亚光
- 结构功能: 通过钥匙开启或锁闭, 按下把手自动弹起, 手柄旋转上下连杆驱动, 调整锁片左右通用
- 用 途: 一般适用于机箱机柜, 通讯机柜, 机箱, 配电箱, 电柜, 机械机床钣金箱体使用
- 备 注: 适用门板厚度1-3mm

把手锁 Handle lock
圆柱锁 Cylinder lock
平面锁 Plane lock
连杆锁 Rod control lock
面板锁 Panel lock
搭扣锁 Tonggle and hook
拉手 Handles
限位 Door stop
铰链 Hinge
冷库把手 Handle latch
磁吸 Magnet catch
附件 Accessories

把手锁 Handle lock
圆柱锁 Cylinder lock
平面锁 Plane lock
连杆锁 Rod control lock
面板锁 Panel lock
搭扣锁 Tonggle and hook
拉手 Handles
限位 Door stop
铰链 Hinge
冷库把手 Handle latch
磁吸 Magnet catch
附件 Accessories



特征说明:	Feature Description:
材料: 锌合金锁壳, 把手, A3钢锁片配件	Material: zinc alloy lock shell, handle, A3 steel lock piece accessories
表面处理: 黑色, 纳米, 镀铬, 亚光	Surface treatment: black, nano, chrome plated, matt
结构功能: 通过钥匙开启或锁闭, 按下把手自动弹起, 手柄旋转上下连杆驱动, 调整锁片左右通用	Structure function: open or lock by key, press the handle to automatically pop up, the handle rotates the upper and lower connecting rods to drive, and the lock tab is used left and right
用途: 一般适用于机箱机柜, 通讯机柜, 机框, 配电箱, 机柜, 机械机床钣金箱体使用	Uses: Generally suitable for chassis cabinets, communication cabinets, chassis electrical boxes, electrical cabinets, mechanical machine tool sheet metal boxes
备注: 通用门板厚度1-3mm	Remarks: Applicable door panel thickness 1-3mm



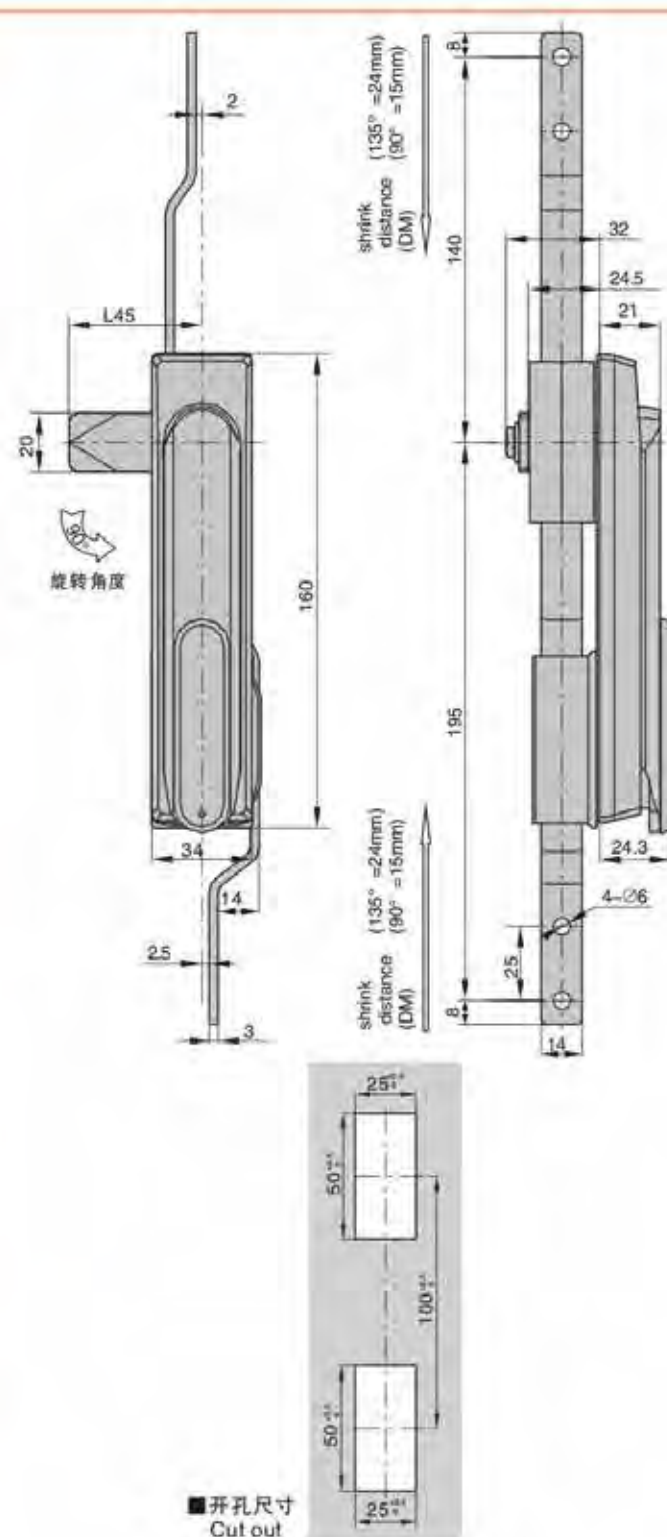
特征说明:	Feature Description:
材料: 锌合金锁壳, 把手, A3钢锁片配件	Material: zinc alloy lock shell, handle, A3 steel lock piece accessories
表面处理: 黑色, 纳米, 镀铬, 亚光	Surface treatment: black, nano, chrome plated, matt
结构功能: 通过钥匙开启或锁闭, 按下把手自动弹起, 手柄旋转上下连杆驱动, 调整锁片左右通用	Structure function: open or lock by key, press the handle to automatically pop up, the handle rotates the upper and lower connecting rods to drive, and the lock tab is used left and right
用途: 一般适用于机箱机柜, 通讯机柜, 机框, 配电箱, 机柜, 机械机床钣金箱体使用	Uses: Generally suitable for chassis cabinets, communication cabinets, chassis electrical boxes, electrical cabinets, mechanical machine tool sheet metal boxes
备注: 通用门板厚度1-3mm	Remarks: Applicable door panel thickness 1-3mm



特征说明:	Feature Description:
材料: 锌合金锁壳, 把手, A3钢锁片配件	Material: zinc alloy lock shell, handle, A3 steel lock piece accessories
表面处理: 黑色, 纳米, 镀铬, 亚光	Surface treatment: black, nano, chrome plated, matt
结构功能: 通过钥匙开启或锁闭, 按下把手自动弹起, 手柄旋转上下连杆驱动, 调整锁片左右通用	Structure function: open or lock by key, press the handle to automatically pop up, the handle rotates the upper and lower connecting rods to drive, and the lock tab is used left and right
用途: 一般适用于机箱机柜, 通讯机柜, 机框, 配电箱, 机柜, 机械机床钣金箱体使用	Uses: Generally suitable for chassis cabinets, communication cabinets, chassis electrical boxes, electrical cabinets, mechanical machine tool sheet metal boxes
备注: 通用门板厚度1-3mm	Remarks: Applicable door panel thickness 1-3mm

把手锁 Handle lock
圆柱锁 Cylinder lock
平面锁 Plane lock
连杆锁 Rod control lock
面板锁 Panel lock
搭扣锁 Tonggle and hook
拉手 Handles
限位 Door stop
铰链 Hinge
冷库把手 Handle latch
磁吸 Magnet catch
附件 Accessories

把手锁 Handle lock
圆柱锁 Cylinder lock
平面锁 Plane lock
连杆锁 Rod control lock
面板锁 Panel lock
搭扣锁 Tonggle and hook
拉手 Handles
限位 Door stop
铰链 Hinge
冷库把手 Handle latch

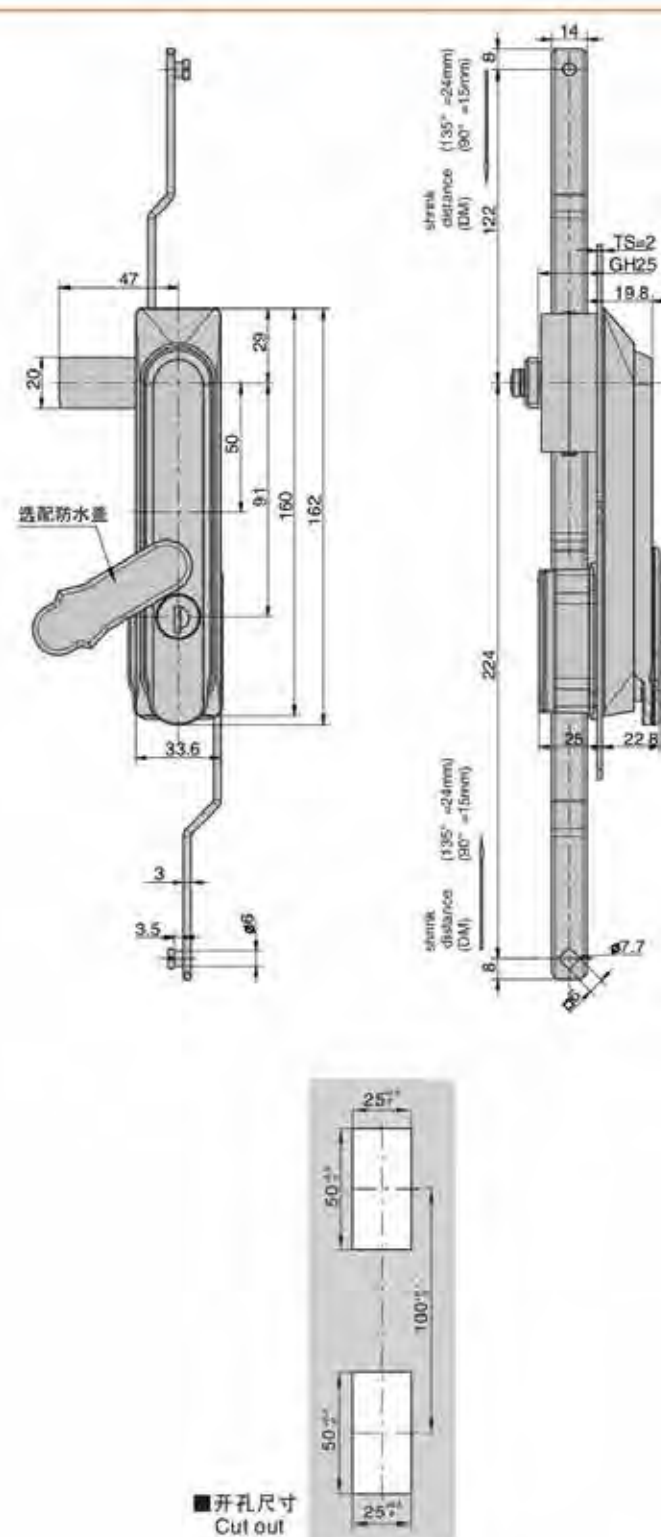


特征说明:

- 材 质: SUS/锌合金锁壳, 把手, SUS/A3钢锁片
- 表面处理: 黑色, 纳米, 镀铬, 亚光, SUU砂面, 镜面
- 结构功能: 通过钥匙开启或锁闭, 抬起把手自动弹起, 手柄旋转上下连杆驱动, 切换锁片左右通用
- 用 途: 一般适用于机柜机柜, 通讯机柜, 机箱, 电脑, 电柜, 机械机床钣金箱体使用
- 备 注: 适用门板厚度1-3mm

Feature Description:

Material: SUS/zinc alloy lock case, handle, SUS/A3 steel lock piece
Surface treatment: black, nano, chrome plated, matt SUU sand, mirror
Structure function: open or lock by key, press the handle to automatically pop up, the handle rotates the upper and lower connecting rods to drive, and the lock tab is used left and right
Uses: Generally suitable for chassis cabinets, communication cabinets, chassis electrical boxes, electrical cabinets, mechanical machine tool sheet metal boxes
Remarks: Applicable door panel thickness 1-3mm



Feature Description:

Material: ABS lock case, handle, A3 steel lock plate, accessories
Surface treatment: black, white
Structure function: open or lock by key, press the handle to automatically pop up, the handle rotates the upper and lower connecting rods to drive, and the lock tab is used left and right
Uses: Generally suitable for chassis cabinets, communication cabinets, chassis electrical boxes, electrical cabinets, mechanical machine tool sheet metal boxes
Remarks: Applicable door panel thickness 1-3mm



特征说明:

- 材 质: ABS锁壳, 把手, A3钢锁片, 配件
- 表面处理: 黑色, 白色
- 结构功能: 通过钥匙开启或锁闭, 抬起把手自动弹起, 手柄旋转上下连杆驱动, 切换锁片左右通用
- 用 途: 一般适用于机柜机柜, 通讯机柜, 机箱, 电脑, 电柜, 机械机床钣金箱体使用
- 备 注: 适用门板厚度1-3mm

把手锁 Handle lock
圆柱锁 Cylinder lock
平面锁 Plane lock
连杆锁 Rod control lock
面板锁 Panel lock
搭扣锁 Tonggle and hook
拉手 Handles
限位 Door stop
铰链 Hinge
冷库把手 Handle latch

磁吸 Magnet catch
附件 Accessories

把手锁
Handle lock

圆柱锁
Cylinder lock

平面锁
Plane lock

连杆锁
Rod control lock

面板锁
Panel lock

搭扣锁
Tonggle and hook

拉手
Handles

限位
Door stop

铰链
Hinge

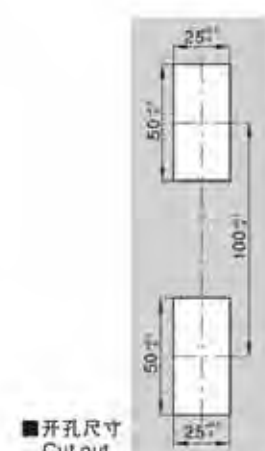
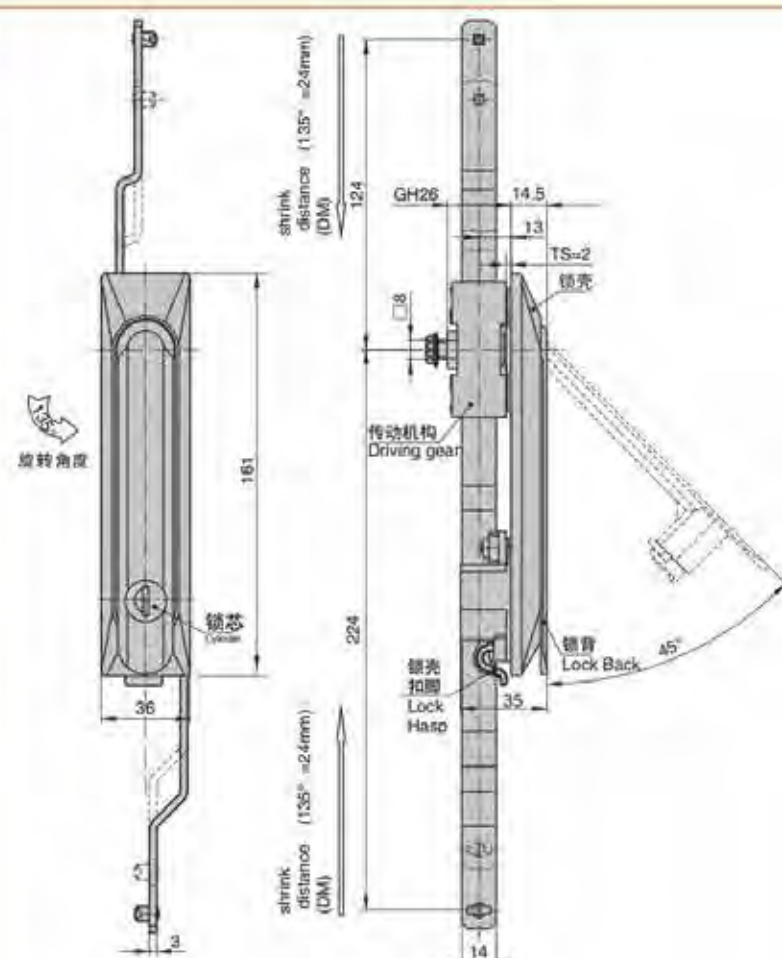
冷库把手
Handle latch

磁吸
Magnet catch

附件
Accessories



MS861-8

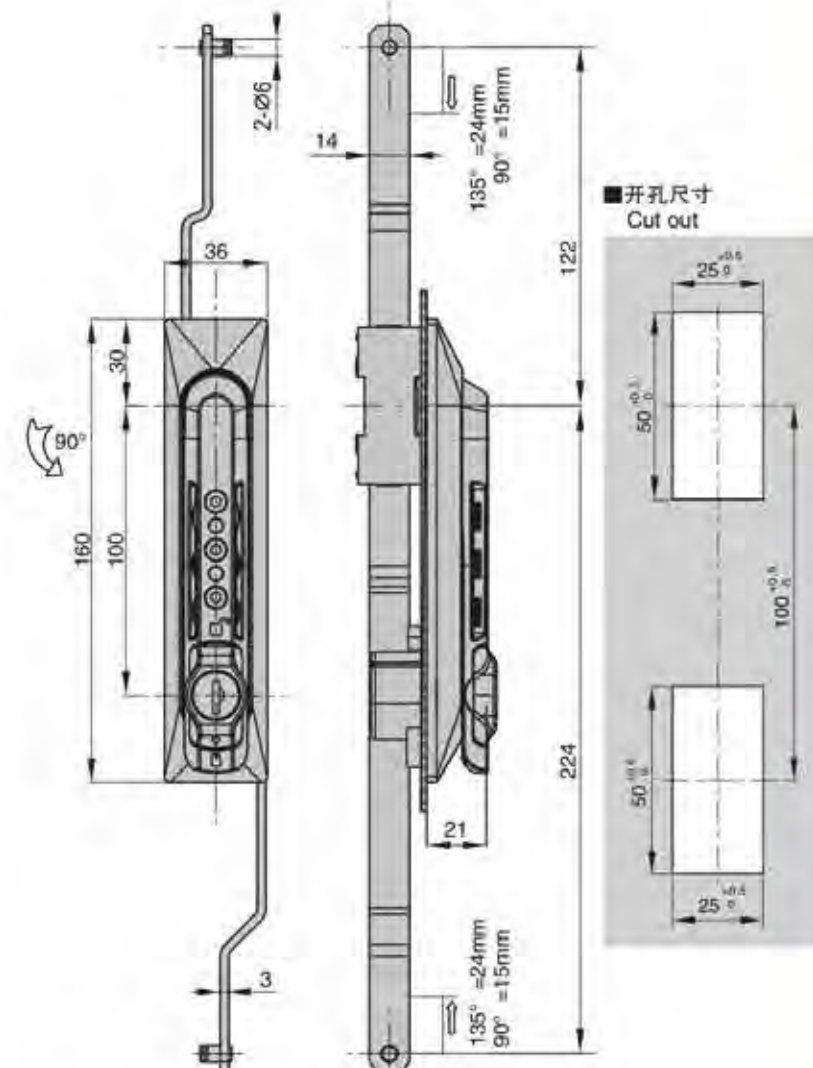


特征说明:

- 材 质: ABS锁壳, 锌合金把手, A3钢锁片, 配件
- 表面处理: 黑色, 白色
- 结构功能: 通过钥匙开启或锁闭, 抬起把手自动弹起, 手柄旋转上下连杆驱动, 切换锁片左右锁闭
- 用 途: 一般适用于机箱机柜, 通讯机柜, 机箱, 配电箱, 电柜, 机械机床钣金箱体使用
- 备 注: 适用门板厚度1-3mm

Feature Description:

Material: ABS lock shell, zinc alloy handle, A3 steel lock piece, accessories
Surface treatment: black, white
Structure function: open or lock by key, press the handle to automatically pop up, the handle rotates the upper and lower connecting rods to drive, and the lock tab is used left and right
Uses: Generally suitable for chassis cabinets, communication cabinets, chassis electrical boxes, electrical cabinets, mechanical machine tool sheet metal boxes
Remarks: Applicable door panel thickness 1-3mm



MS861-9



把手锁
Handle lock

圆柱锁
Cylinder lock

平面锁
Plane lock

连杆锁
Rod control lock

面板锁
Panel lock

搭扣锁
Tonggle and hook

拉手
Handles

限位
Door stop

铰链
Hinge

冷库把手
Handle latch

磁吸
Magnet catch

附件
Accessories



Feature Description:

Material: ABS lock case, handle, A3 steel lock plate, accessories
Surface treatment: black, white
Structure function: open or lock by key, press the handle to automatically pop up, the handle rotates the upper and lower connecting rods to drive, and the lock tab is used left and right
Uses: Generally suitable for chassis cabinets, communication cabinets, chassis electrical boxes, electrical cabinets, mechanical machine tool sheet metal boxes
Remarks: Applicable door panel thickness 1-3mm

把手锁
Handle lock

圆柱锁
Cylinder lock

平面锁
Plane lock

连杆锁
Rod control lock

面板锁
Panel lock

搭扣锁
Tonggle and hook

拉手
Handles

限位
Door stop

铰链
Hinge

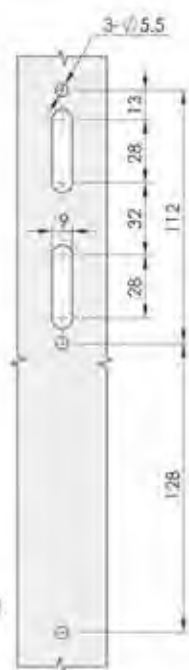
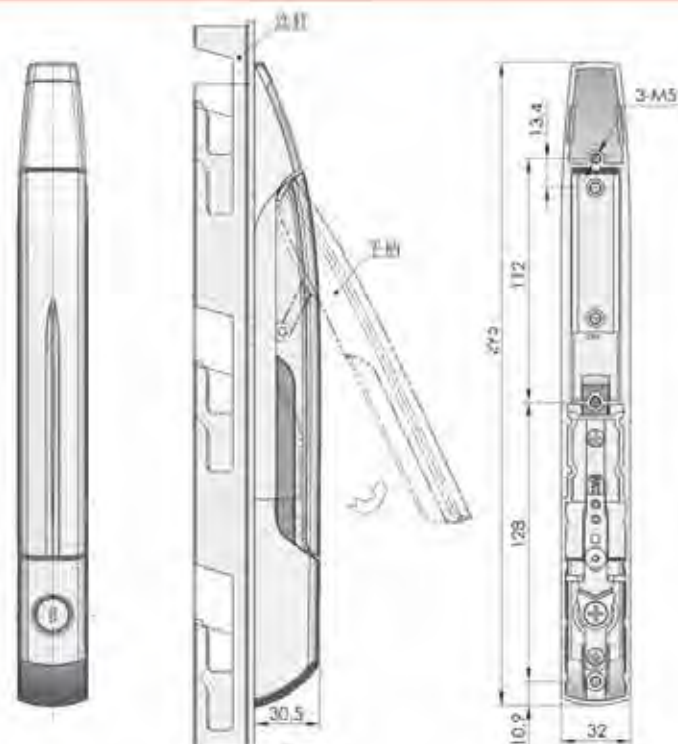
冷库把手
Handle latch

磁吸
Magnet catch

附件
Accessories



MS867-1



开孔尺寸
Cut out

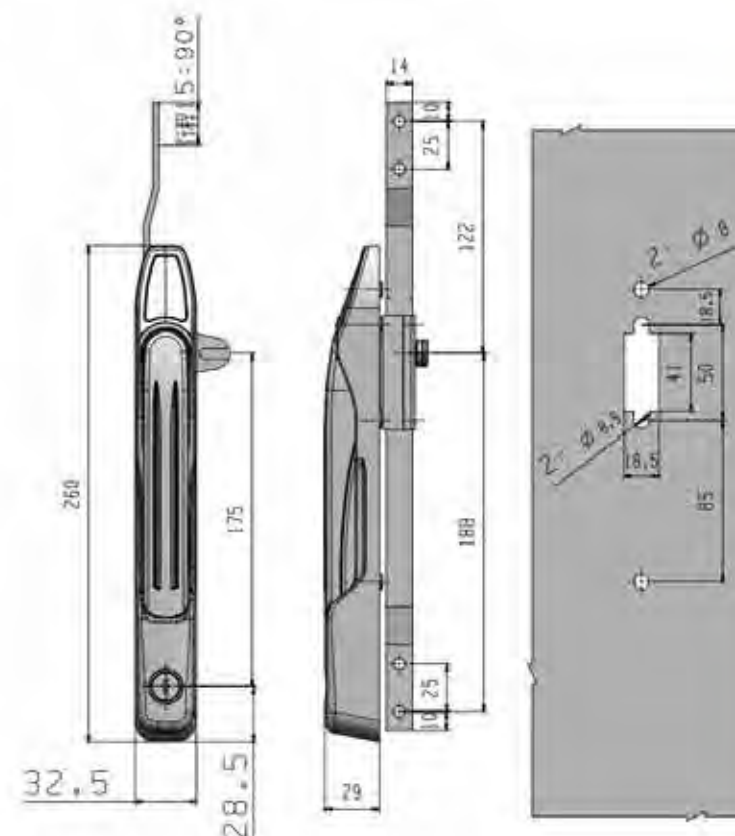
注：一般情况下用户可根据柜体结构及柜锁伸缩行程自行设计连杆；

Feature Description:

Material: zinc alloy lock shell, handle, A3 steel lock piece accessories
Surface treatment: black, nano, chrome plated, matt
Structure function: open or lock by key, press the handle to automatically pop up, the handle rotates the upper and lower connecting rods to drive, and the lock tab is used left and right
Uses: Generally suitable for chassis cabinets, communication cabinets, chassis electrical boxes, electrical cabinets, mechanical machine tool sheet metal boxes
Remarks: Applicable door panel thickness 1-3mm

特征说明:

材 质: 锌合金锁壳, 把手, A3钢锁片配件
表面处理: 黑色, 纳米, 镀铬, 亚光
结构功能: 通过钥匙开启或锁闭, 按下把手自动弹起, 手柄旋转上下连杆驱动, 调换锁片左右通用
用 途: 一般适用于机柜机柜, 通讯机柜, 机箱, 电脑, 电柜, 机械机床钣金箱体使用
备 注: 适用门板厚度1-3mm



MS868-1

Feature Description:

Material: zinc alloy lock shell, handle, A3 steel lock piece accessories
Surface treatment: black, nano, chrome plated, matt
Structure function: open or lock by key, press the handle to automatically pop up, the handle rotates the upper and lower connecting rods to drive, and the lock tab is used left and right
Uses: Generally suitable for chassis cabinets, communication cabinets, chassis electrical boxes, electrical cabinets, mechanical machine tool sheet metal boxes
Remarks: Applicable door panel thickness 1-3mm

特征说明:

材 质: 锌合金锁壳, 把手, A3钢锁片配件
表面处理: 黑色, 纳米, 镀铬, 亚光
结构功能: 通过钥匙开启或锁闭, 按下把手自动弹起, 手柄旋转上下连杆驱动, 调换锁片左右通用
用 途: 一般适用于机柜机柜, 通讯机柜, 机箱, 电脑, 电柜, 机械机床钣金箱体使用
备 注: 适用门板厚度1-3mm

把手锁
Handle lock

圆柱锁
Cylinder lock

平面锁
Plane lock

连杆锁
Rod control lock

面板锁
Panel lock

搭扣锁
Tonggle and hook

拉手
Handles

限位
Door stop

铰链
Hinge

冷库把手
Handle latch

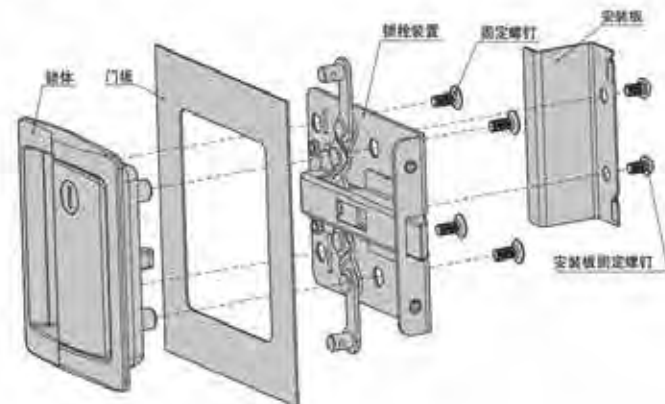
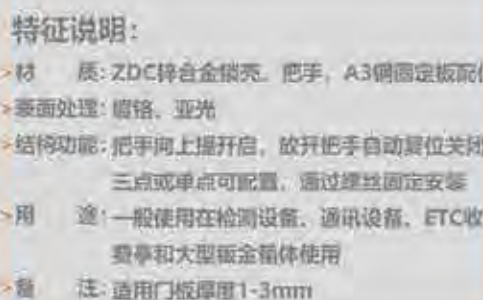
磁吸
Magnet catch

附件
Accessories

把手锁 Handle lock	 <p>MS850-1</p>	 <p>开孔尺寸 Cut out</p>	<p>特征说明:</p> <p>材 质: ADC铝合金锁壳, 盖板, A3钢锁片配件</p> <p>表面处理: 黑色, 灰色</p> <p>结构功能: 打开盖板旋转把手开启或关闭, 调换锁片定位件左右开门通用, 可配三点锁片</p> <p>用 途: 一般使用在室外变压器, 通讯箱基站, 大型配电箱柜体等钣金箱体使用</p> <p>备 注: 适用门板厚度1-4.5mm</p>	<p>Feature Description:</p> <p>Material: ADC aluminum alloy lock shell, cover plate, A3 steel lock plate accessories</p> <p>Surface treatment: black, gray</p> <p>Structural function: open the cover plate rotary handle to open or close, change the lock piece positioning piece left and right to open the door universally, can be equipped with three-point lock piece</p> <p>Uses: Generally used in outdoor transformers, communication box base stations, large distribution boxes and other sheet metal boxes</p> <p>Remarks: Applicable door panel thickness 1-4.5mm</p>
圆柱锁 Cylinder lock				
平面锁 Plane lock				
连杆锁 Rod control lock				
面板锁 Panel lock	 <p>MS850-2</p>	 <p>开孔尺寸 Cut out</p>	<p>特征说明:</p> <p>材 质: ADC铝合金锁壳, 盖板, A3钢锁片配件</p> <p>表面处理: 黑色, 灰色</p> <p>结构功能: 打开盖板旋转把手开启或关闭, 调换锁片定位件左右开门通用, 可配三点锁片</p> <p>用 途: 一般使用在室外变压器, 通讯箱基站, 大型配电箱柜体等钣金箱体使用</p> <p>备 注: 适用门板厚度1-4.5mm</p>	<p>Feature Description:</p> <p>Material: ADC aluminum alloy lock shell, cover plate, A3 steel lock plate accessories</p> <p>Surface treatment: black, gray</p> <p>Structural function: open the cover plate rotary handle to open or close, change the lock piece positioning piece left and right to open the door universally, can be equipped with three-point lock piece</p> <p>Uses: Generally used in outdoor transformers, communication box base stations, large distribution boxes and other sheet metal boxes</p> <p>Remarks: Applicable door panel thickness 1-4.5mm</p>
搭扣锁 Tonggle and hook				
拉手 Handles				
限位 Door stop				
铰链 Hinge	 <p>MS850-3</p>	 <p>开孔尺寸 Cut out</p>	<p>特征说明:</p> <p>材 质: ADC铝合金锁壳, 盖板, A3钢锁片配件</p> <p>表面处理: 黑色, 灰色</p> <p>结构功能: 打开盖板旋转把手开启或关闭, 调换锁片定位件左右开门通用, 可配三点锁片</p> <p>用 途: 一般使用在室外变压器, 通讯箱基站, 大型配电箱柜体等钣金箱体使用</p> <p>备 注: 适用门板厚度1-4.5mm</p>	<p>Feature Description:</p> <p>Material: ADC aluminum alloy lock shell, cover plate, A3 steel lock plate accessories</p> <p>Surface treatment: black, gray</p> <p>Structural function: open the cover plate rotary handle to open or close, change the lock piece positioning piece left and right to open the door universally, can be equipped with three-point lock piece</p> <p>Uses: Generally used in outdoor transformers, communication box base stations, large distribution boxes and other sheet metal boxes</p> <p>Remarks: Applicable door panel thickness 1-4.5mm</p>
冷库把手 Handle latch				
磁吸 Magnet catch				
附件 Accessories				

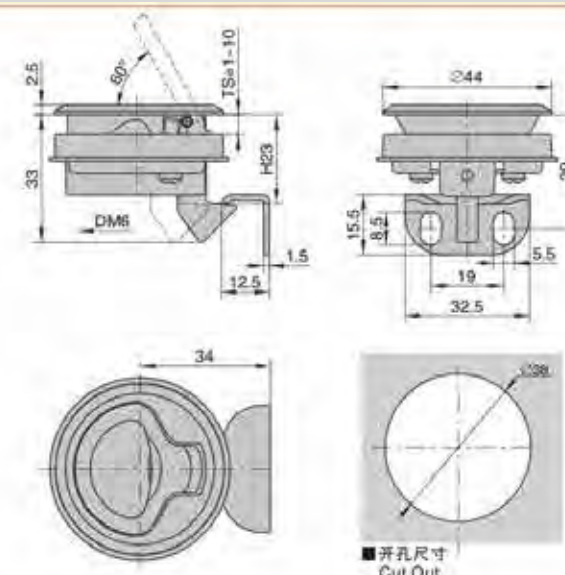
把手锁 Handle lock	 <p>MS850-2S</p>	 <p>开孔尺寸 Cut out</p>	<p>特征说明:</p> <p>材 质: SUS不锈钢锁壳, 盖板, 锁片配件等</p> <p>表面处理: 砂面, 镜面</p> <p>结构功能: 打开盖板旋转把手开启或关闭, 调换锁片定位件左右开门通用, 可配三点锁片</p> <p>用 途: 一般使用在室外变压器, 通讯箱基站, 大型配电箱柜体等钣金箱体使用</p> <p>备 注: 适用门板厚度1-4.5mm</p>	<p>Feature Description:</p> <p>Material: SUS stainless steel lock shell, cover plate, lock plate accessories, etc.</p> <p>Surface treatment: sand surface, mirror surface</p> <p>Structural function: open the cover plate rotary handle to open or close, change the lock piece positioning piece left and right to open the door universally, can be equipped with three-point lock piece</p> <p>Uses: Generally used in outdoor transformers, communication box base stations, large distribution boxes and other sheet metal boxes</p> <p>Remarks: Applicable door panel thickness 1-4.5mm</p>
圆柱锁 Cylinder lock				
平面锁 Plane lock				
连杆锁 Rod control lock				
面板锁 Panel lock	 <p>MS850-3S</p>	 <p>开孔尺寸 Cut out</p>	<p>特征说明:</p> <p>材 质: ADC铝合金锁壳, 盖板, A3钢锁片配件</p> <p>表面处理: 黑色, 灰色</p> <p>结构功能: 打开盖板旋转把手开启或关闭, 调换锁片定位件左右开门通用, 可配三点锁片</p> <p>用 途: 一般使用在室外变压器, 通讯箱基站, 大型配电箱柜体等钣金箱体使用</p> <p>备 注: 适用门板厚度1-4.5mm</p>	<p>Feature Description:</p> <p>Material: ADC aluminum alloy lock shell, cover plate, A3 steel lock plate accessories</p> <p>Surface treatment: black, gray</p> <p>Structural function: open the cover plate rotary handle to open or close, change the lock piece positioning piece left and right to open the door universally, can be equipped with three-point lock piece</p> <p>Uses: Generally used in outdoor transformers, communication box base stations, large distribution boxes and other sheet metal boxes</p> <p>Remarks: Applicable door panel thickness 1-4.5mm</p>
搭扣锁 Tonggle and hook				
拉手 Handles				
限位 Door stop				
铰链 Hinge	 <p>MS850-3S</p>	 <p>开孔尺寸 Cut out</p>	<p>特征说明:</p> <p>材 质: ADC铝合金锁壳, 盖板, A3钢锁片配件</p> <p>表面处理: 黑色, 灰色</p> <p>结构功能: 打开盖板旋转把手开启或关闭, 调换锁片定位件左右开门通用, 可配三点锁片</p> <p>用 途: 一般使用在室外变压器, 通讯箱基站, 大型配电箱柜体等钣金箱体使用</p> <p>备 注: 适用门板厚度1-4.5mm</p>	<p>Feature Description:</p> <p>Material: ADC aluminum alloy lock shell, cover plate, A3 steel lock plate accessories</p> <p>Surface treatment: black, gray</p> <p>Structural function: open the cover plate rotary handle to open or close, change the lock piece positioning piece left and right to open the door universally, can be equipped with three-point lock piece</p> <p>Uses: Generally used in outdoor transformers, communication box base stations, large distribution boxes and other sheet metal boxes</p> <p>Remarks: Applicable door panel thickness 1-4.5mm</p>
冷库把手 Handle latch				
磁吸 Magnet catch				
附件 Accessories				

附件
Accessories




Material: ZDC zinc alloy lock shell, handle, A3 steel fixing plate accessories
Surface treatment: chrome plated, matt
Structural function: the handle is lifted up and opened, the handle is released to automatically reset and close, three-point or single-point can be configured, and it is fixed and installed by screws
Uses: Generally used in testing equipment, communication equipment, ETC toll booths and large sheet metal boxes
Remarks: Applicable door panel thickness 1-3mm

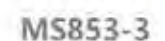
Material: ABS lock shell, handle, A3 steel fixing plate accessories
Surface treatment: blackt
Structural function: the handle is lifted up and opened, the handle is released to automatically reset and close, three-point or single-point can be configured, and it is fixed and installed by screws
Uses: Generally used in testing equipment, communication equipment, ETC toll booths and large sheet metal boxes
Remarks: Applicable door panel thickness 1-3mm











Material: ZDC zinc alloy lock shell, handle, lock tongue, A3 steel accessories
Surface treatment: chrome plating
Structural function: the handle is lifted up and opened, the handle is automatically reset and closed, and it is fixed and installed by screws, which is easy and quick to disassemble
Uses: Generally suitable for chassis, mechanical equipment, communication equipment, yachts and small sheet metal boxes
Remarks: Applicable door panel thickness 1-3mm







- 材质: ABS 料壳, 把手, A3 钢固定板配件
- 表面处理: 黑色
- 结构功能: 把手向上提开启, 松开把手自动复位关闭, 三点或单点可配置, 通过螺栓固定安装
- 用途: 一般使用在检测设备、通讯设备、ETC 收费亭和大型钣金箱体使用
- 备注: 适用门板厚度 1-3mm







材 质: ZDC合金锁壳, 把手, 锁舌, A3钢配件
表面处理: 镀锌
结构功能: 把手向上推起打开, 放开把手自动复位关闭, 通过螺丝固定安装, 拆卸简单快捷
用 途: 一般适用于机箱, 机械设备, 通讯设备, 服务器及小型钣金箱体使用
备 注: 适用门板厚度1-3mm


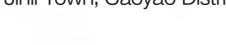
把手锁 Handle lock			 	 	 
圆柱锁 Cylinder lock	黑色	镀铬			
平面锁 Plane lock					
连杆锁 Rod control lock					
面板锁 Panel lock					
搭扣锁 Tonggle and hook					
拉手 Handles					
限位 Door stop					
铰链 Hinge					
冷库把手 Handle latch					
磁吸 Magnet catch					
附件 Accessories					




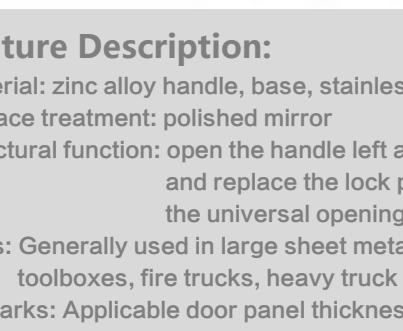
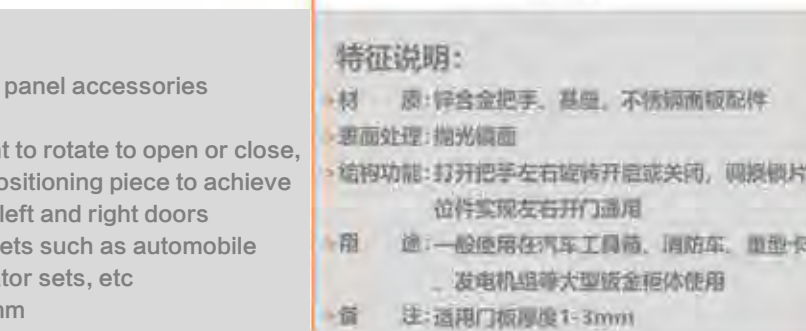




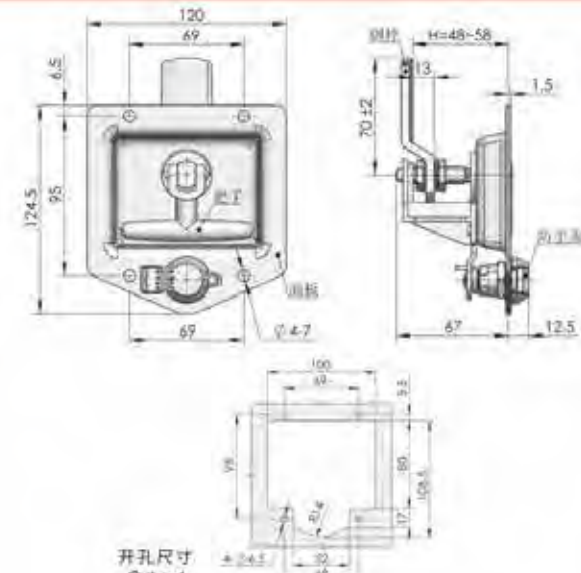

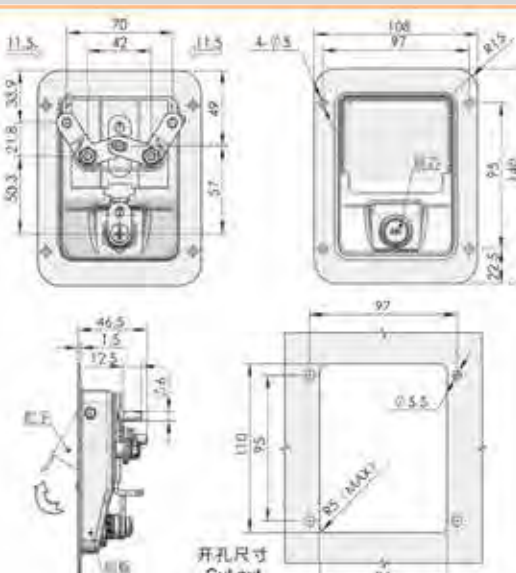

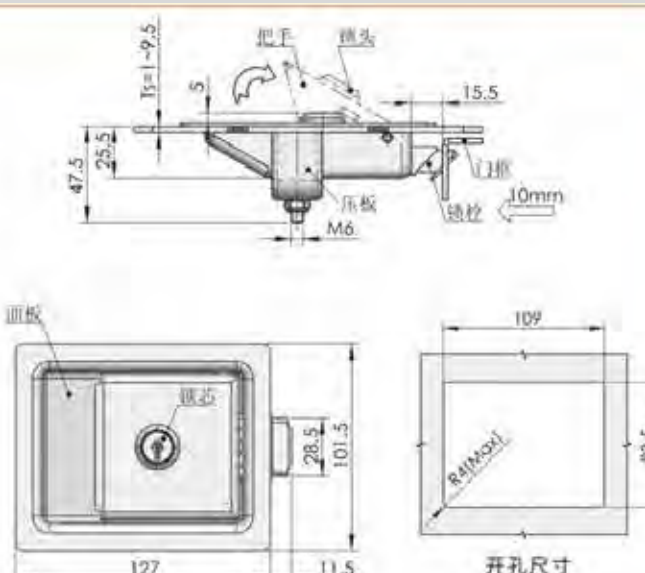




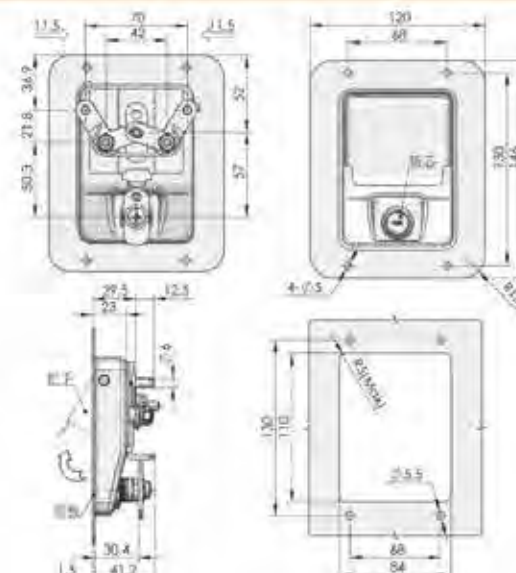

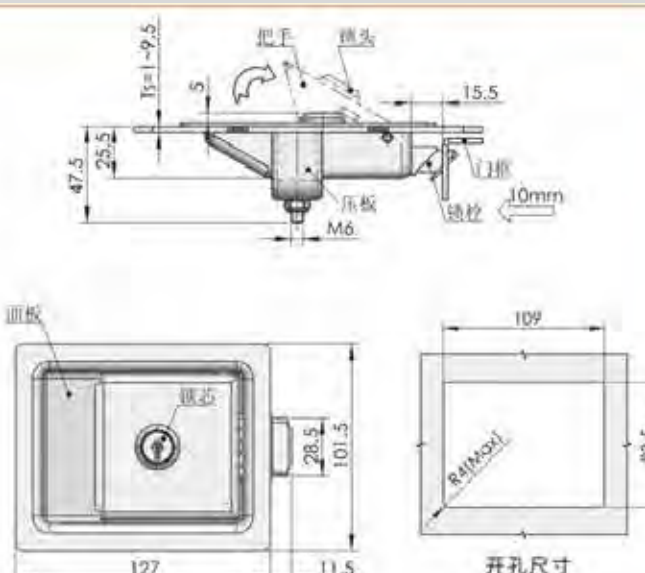




把手锁 Handle lock	 <p>MS854-1</p>		<p>特征说明:</p> <p>材 质: ZDC 锌合金锁壳, 把手, A3 钢固定板配件</p> <p>表面处理: 镀铬, 镀锌</p> <p>结构功能: 把手向上提开, 放开把手自动复位关闭, 三点或单点可配置, 通过螺丝固定安装</p> <p>用 途: 一般使用在检测设备, 通讯设备, ETC 收费亭和大型钣金箱体使用</p> <p>备 注: 适用门板厚度 1-3mm</p>	<p>Feature Description:</p> <p>Material: ZDC zinc alloy lock shell, handle, A3 steel fixing plate accessories</p> <p>Surface treatment: chrome plating, chrome plating</p> <p>Structural function: the handle is lifted up and opened, the handle is released to automatically reset and close, three-point or single-point can be configured, and it is fixed and installed by screws</p> <p>Uses: Generally used in testing equipment, communication equipment, ETC toll booths and large sheet metal boxes</p> <p>Remarks: Applicable door panel thickness 1-3mm</p>
圆柱锁 Cylinder lock				
平面锁 Plane lock				
连杆锁 Rod control lock				
面板锁 Panel lock	 <p>MS854-2</p>		<p>特征说明:</p> <p>材 质: SPCC 面板, 锌合金把手</p> <p>表面处理: 黑色, 镀铬</p> <p>结构功能: 把手向上提开, 放开把手自动复位关闭, 三点或单点可配置, 通过螺丝固定安装</p> <p>用 途: 一般使用在检测设备, 通讯设备, ETC 收费亭和大型钣金箱体使用</p> <p>备 注: 适用门板厚度 1-3mm</p>	<p>Feature Description:</p> <p>Material: SPCC panel, zinc alloy handle</p> <p>Surface treatment: black, chrome plated</p> <p>Structural function: the handle is lifted up and opened, the handle is released to automatically reset and close, three-point or single-point can be configured, and it is fixed and installed by screws</p> <p>Uses: Generally used in testing equipment, communication equipment, ETC toll booths and large sheet metal boxes</p> <p>Remarks: Applicable door panel thickness 1-3mm</p>
搭扣锁 Tonggle and hook				
拉手 Handles				
限位 Door stop				
铰链 Hinge	 <p>MS857</p>		<p>特征说明:</p> <p>材 质: 锌合金把手, 基座, 不锈钢面板配件</p> <p>表面处理: 抛光镜面</p> <p>结构功能: 打开把手左右旋转开启或关闭, 调换锁片定位件实现左右开门通用</p> <p>用 途: 一般使用在汽车工具箱, 消防车, 重型卡车, 发电机组等大型钣金箱体使用</p> <p>备 注: 适用门板厚度 1-3mm</p>	<p>Feature Description:</p> <p>Material: zinc alloy handle, base, stainless steel panel accessories</p> <p>Surface treatment: polished mirror</p> <p>Structural function: open the handle left and right to rotate to open or close, and replace the lock piece positioning piece to achieve the universal opening of the left and right doors</p> <p>Uses: Generally used in large sheet metal cabinets such as automobile toolboxes, fire trucks, heavy truck generator sets, etc</p> <p>Remarks: Applicable door panel thickness 1-3mm</p>
冷库把手 Handle latch				
磁吸 Magnet catch				
附件 Accessories				


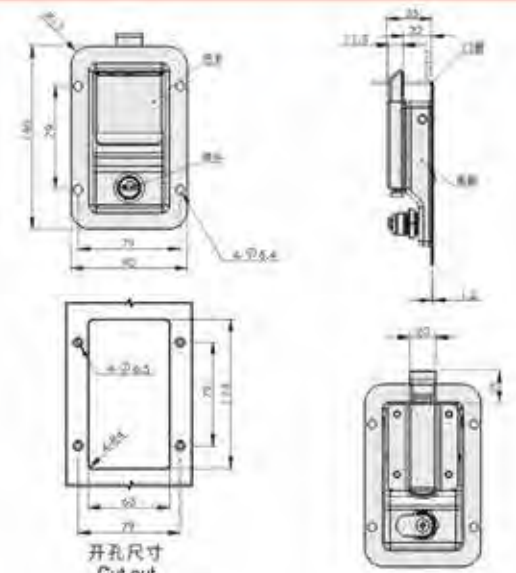

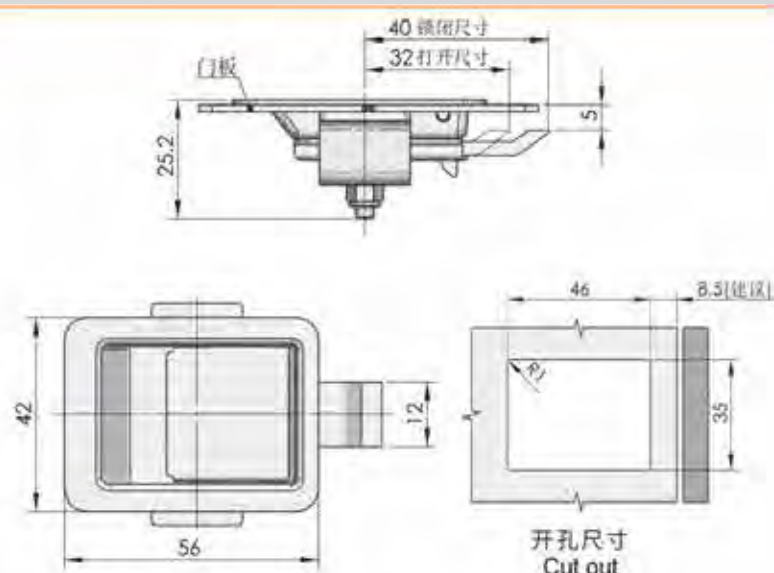
把手锁 Handle lock	 <p>MS856</p>		<p>特征说明:</p> <p>材 质: 锌合金把手, 基座, 不锈钢面板配件</p> <p>表面处理: 抛光镜面</p> <p>结构功能: 打开把手左右旋转开启或关闭, 调换锁片定位件实现左右开门通用</p> <p>用 途: 一般使用在汽车工具箱, 消防车, 重型卡车, 发电机组等大型钣金箱体使用</p> <p>备 注: 适用门板厚度 1-3mm</p>	<p>Feature Description:</p> <p>Material: zinc alloy handle, base, stainless steel panel accessories</p> <p>Surface treatment: polished mirror</p> <p>Structural function: open the handle left and right to rotate to open or close, and replace the lock piece positioning piece to achieve the universal opening of the left and right doors</p> <p>Uses: Generally used in large sheet metal cabinets such as automobile toolboxes, fire trucks, heavy truck generator sets, etc</p> <p>Remarks: Applicable door panel thickness 1-3mm</p>
圆柱锁 Cylinder lock				
平面锁 Plane lock				
连杆锁 Rod control lock				
面板锁 Panel lock	 <p>MS857</p>		<p>特征说明:</p> <p>材 质: 锌合金把手, 基座, 不锈钢面板配件</p> <p>表面处理: 抛光镜面</p> <p>结构功能: 打开把手左右旋转开启或关闭, 调换锁片定位件实现左右开门通用</p> <p>用 途: 一般使用在汽车工具箱, 消防车, 重型卡车, 发电机组等大型钣金箱体使用</p> <p>备 注: 适用门板厚度 1-3mm</p>	<p>Feature Description:</p> <p>Material: zinc alloy handle, base, stainless steel panel accessories</p> <p>Surface treatment: polished mirror</p> <p>Structural function: open the handle left and right to rotate to open or close, and replace the lock piece positioning piece to achieve the universal opening of the left and right doors</p> <p>Uses: Generally used in large sheet metal cabinets such as automobile toolboxes, fire trucks, heavy truck generator sets, etc</p> <p>Remarks: Applicable door panel thickness 1-3mm</p>
搭扣锁 Tonggle and hook				
拉手 Handles				
限位 Door stop				
铰链 Hinge	 <p>MS857</p>		<p>特征说明:</p> <p>材 质: 锌合金把手, 基座, 不锈钢面板配件</p> <p>表面处理: 抛光镜面</p> <p>结构功能: 打开把手左右旋转开启或关闭, 调换锁片定位件实现左右开门通用</p> <p>用 途: 一般使用在汽车工具箱, 消防车, 重型卡车, 发电机组等大型钣金箱体使用</p> <p>备 注: 适用门板厚度 1-3mm</p>	<p>Feature Description:</p> <p>Material: zinc alloy handle, base, stainless steel panel accessories</p> <p>Surface treatment: polished mirror</p> <p>Structural function: open the handle left and right to rotate to open or close, and replace the lock piece positioning piece to achieve the universal opening of the left and right doors</p> <p>Uses: Generally used in large sheet metal cabinets such as automobile toolboxes, fire trucks, heavy truck generator sets, etc</p> <p>Remarks: Applicable door panel thickness 1-3mm</p>
冷库把手 Handle latch				
磁吸 Magnet catch				
附件 Accessories				


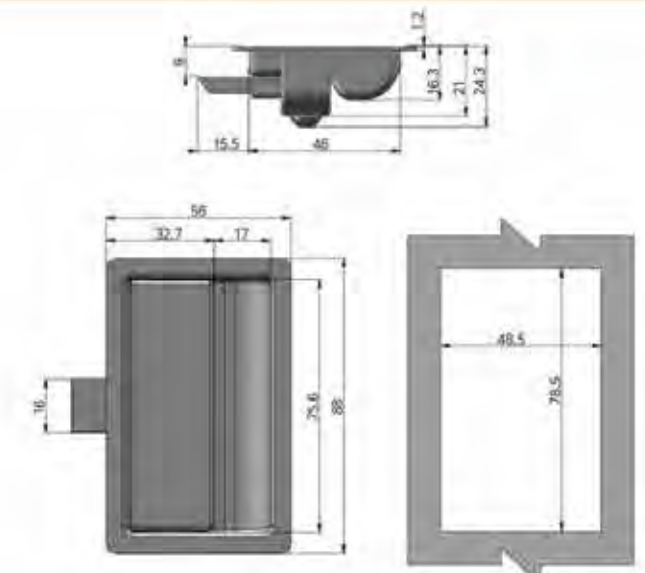
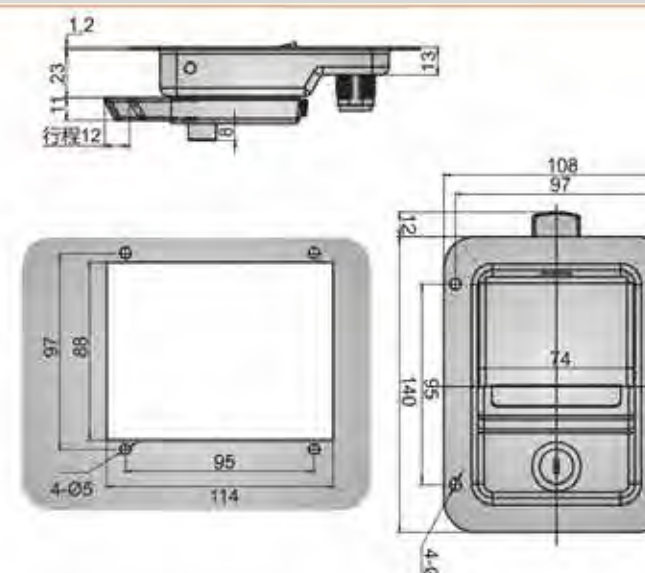
把手锁 Handle lock	 <p>MS858</p>		<p>特征说明:</p> <p>材 质: 锌合金把手、基座、不锈钢面板配件</p> <p>表面处理: 抛光镜面</p> <p>结构功能: 打开把手左右旋转开启或关闭, 调换锁片定位件实现左右开门通用</p> <p>用 途: 一般使用在汽车工具箱、消防车、重型卡车、发电机组等大型钣金箱体使用</p> <p>备 注: 适用门板厚度1-3mm</p>	<p>Feature Description:</p> <p>Material: zinc alloy handle, base, stainless steel panel accessories</p> <p>Surface treatment: polished mirror</p> <p>Structural function: open the handle left and right to rotate to open or close, and replace the lock piece positioning piece to achieve the universal opening of the left and right doors</p> <p>Uses: Generally used in large sheet metal cabinets such as automobile toolboxes, fire trucks, heavy truck generator sets, etc</p> <p>Remarks: Applicable door panel thickness 1-3mm</p>
圆柱锁 Cylinder lock				
平面锁 Plane lock				
连杆锁 Rod control lock				
面板锁 Panel lock	 <p>MS866-1</p>		<p>特征说明:</p> <p>材 质: SUS不锈钢锁壳、把手、配件、锌合金锁头</p> <p>表面处理: 抛光镜面</p> <p>结构功能: 打开把手左右旋转开启或关闭, 调换锁片定位件实现左右开门通用</p> <p>用 途: 一般使用在汽车工具箱、消防车、重型卡车、发电机组等大型钣金箱体使用</p> <p>备 注: 适用门板厚度1-3mm</p>	<p>Feature Description:</p> <p>Material: SUS stainless steel lock shell, handle, accessories, zinc alloy lock</p> <p>Surface treatment: polished mirror</p> <p>Structural function: open the handle left and right to rotate to open or close, and replace the lock piece positioning piece to achieve the universal opening of the left and right doors</p> <p>Uses: Generally used in large sheet metal cabinets such as automobile toolboxes, fire trucks, heavy truck generator sets, etc</p> <p>Remarks: Applicable door panel thickness 1-3mm</p>
搭扣锁 Tonggle and hook				
拉手 Handles				
限位 Door stop				
铰链 Hinge	 <p>MS866-3</p>		<p>特征说明:</p> <p>材 质: SUS不锈钢锁壳、把手、配件、锌合金锁头</p> <p>表面处理: 抛光镜面</p> <p>结构功能: 打开把手左右旋转开启或关闭, 调换锁片定位件实现左右开门通用</p> <p>用 途: 一般使用在汽车工具箱、消防车、重型卡车、发电机组等大型钣金箱体使用</p> <p>备 注: 适用门板厚度1-3mm</p>	<p>Feature Description:</p> <p>Material: SUS stainless steel lock shell, handle, accessories, zinc alloy lock</p> <p>Surface treatment: polished mirror</p> <p>Structural function: open the handle left and right to rotate to open or close, and replace the lock piece positioning piece to achieve the universal opening of the left and right doors</p> <p>Uses: Generally used in large sheet metal cabinets such as automobile toolboxes, fire trucks, heavy truck generator sets, etc</p> <p>Remarks: Applicable door panel thickness 1-3mm</p>
冷库把手 Handle latch				
磁吸 Magnet catch				
附件 Accessories				

把手锁 Handle lock	 <p>MS866-2</p>		<p>特征说明:</p> <p>材 质: SUS不锈钢锁壳、把手、配件、锌合金锁头</p> <p>表面处理: 抛光镜面</p> <p>结构功能: 打开把手左右旋转开启或关闭, 调换锁片定位件实现左右开门通用</p> <p>用 途: 一般使用在汽车工具箱、消防车、重型卡车、发电机组等大型钣金箱体使用</p> <p>备 注: 适用门板厚度1-3mm</p>	<p>Feature Description:</p> <p>Material: SUS stainless steel lock shell, handle, accessories, zinc alloy lock</p> <p>Surface treatment: polished mirror</p> <p>Structural function: open the handle left and right to rotate to open or close, and replace the lock piece positioning piece to achieve the universal opening of the left and right doors</p> <p>Uses: Generally used in large sheet metal cabinets such as automobile toolboxes, fire trucks, heavy truck generator sets, etc</p> <p>Remarks: Applicable door panel thickness 1-3mm</p>
圆柱锁 Cylinder lock				
平面锁 Plane lock				
连杆锁 Rod control lock				
面板锁 Panel lock	 <p>MS866-3</p>		<p>特征说明:</p> <p>材 质: SUS不锈钢锁壳、把手、配件、锌合金锁头</p> <p>表面处理: 抛光镜面</p> <p>结构功能: 打开把手左右旋转开启或关闭, 调换锁片定位件实现左右开门通用</p> <p>用 途: 一般使用在汽车工具箱、消防车、重型卡车、发电机组等大型钣金箱体使用</p> <p>备 注: 适用门板厚度1-3mm</p>	<p>Feature Description:</p> <p>Material: SUS stainless steel lock shell, handle, accessories, zinc alloy lock</p> <p>Surface treatment: polished mirror</p> <p>Structural function: open the handle left and right to rotate to open or close, and replace the lock piece positioning piece to achieve the universal opening of the left and right doors</p> <p>Uses: Generally used in large sheet metal cabinets such as automobile toolboxes, fire trucks, heavy truck generator sets, etc</p> <p>Remarks: Applicable door panel thickness 1-3mm</p>
搭扣锁 Tonggle and hook				
拉手 Handles				
限位 Door stop				
铰链 Hinge	 <p>MS866-3</p>		<p>特征说明:</p> <p>材 质: SUS不锈钢锁壳、把手、配件、锌合金锁头</p> <p>表面处理: 抛光镜面</p> <p>结构功能: 打开把手左右旋转开启或关闭, 调换锁片定位件实现左右开门通用</p> <p>用 途: 一般使用在汽车工具箱、消防车、重型卡车、发电机组等大型钣金箱体使用</p> <p>备 注: 适用门板厚度1-3mm</p>	<p>Feature Description:</p> <p>Material: SUS stainless steel lock shell, handle, accessories, zinc alloy lock</p> <p>Surface treatment: polished mirror</p> <p>Structural function: open the handle left and right to rotate to open or close, and replace the lock piece positioning piece to achieve the universal opening of the left and right doors</p> <p>Uses: Generally used in large sheet metal cabinets such as automobile toolboxes, fire trucks, heavy truck generator sets, etc</p> <p>Remarks: Applicable door panel thickness 1-3mm</p>
冷库把手 Handle latch				
磁吸 Magnet catch				
附件 Accessories				


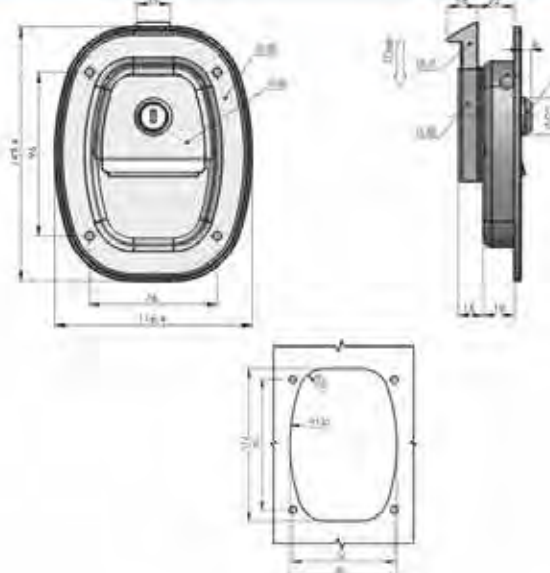

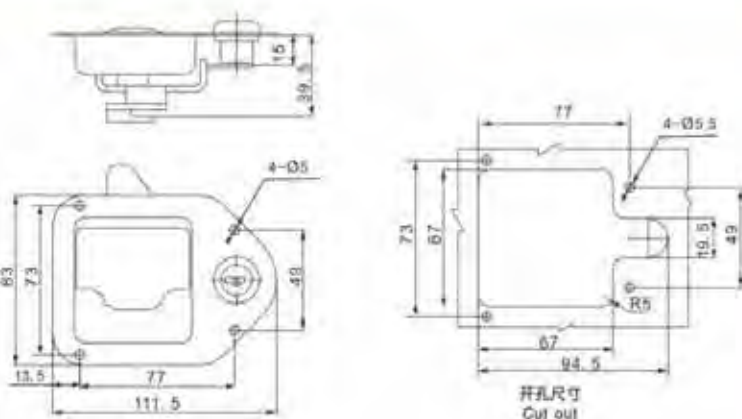
把手锁 Handle lock		
圆柱锁 Cylinder lock		
平面锁 Plane lock		
连杆锁 Rod control lock		
面板锁 Panel lock	特征说明: 材 质: SUS不锈钢锁壳, 把手, 配件, 锌合金锁头 表面处理: 抛光镜面 结构功能: 打开把手左右旋转开启或关闭, 调换锁片定位件实现左右开门通用 用 途: 一般使用在汽车工具箱, 消防车, 重型卡车, 发电机组等大型钣金箱体使用 备 注: 适用门板厚度1-3mm	Feature Description: Material: SUS stainless steel lock shell, handle, accessories, zinc alloy lock Surface treatment: polished mirror Structural function: open the handle left and right to rotate to open or close, and replace the lock piece positioning piece to achieve the universal opening of the left and right doors Uses: Generally used in large sheet metal cabinets such as automobile toolboxes, fire trucks, heavy truck generator sets, etc Remarks: Applicable door panel thickness 1-3mm
搭扣锁 Tonggle and hook		
拉手 Handles		
限位 Door stop		
铰链 Hinge		
冷库把手 Handle latch		
磁吸 Magnet catch	特征说明: 材 质: SUS不锈钢锁壳, 把手, 配件, 锌合金锁头 表面处理: 抛光镜面 结构功能: 打开把手左右旋转开启或关闭, 调换锁片定位件实现左右开门通用 用 途: 一般使用在汽车工具箱, 消防车, 重型卡车, 发电机组等大型钣金箱体使用 备 注: 适用门板厚度1-3mm	Feature Description: Material: SUS stainless steel lock shell, handle, accessories, zinc alloy lock Surface treatment: polished mirror Structural function: open the handle left and right to rotate to open or close, and replace the lock piece positioning piece to achieve the universal opening of the left and right doors Uses: Generally used in large sheet metal cabinets such as automobile toolboxes, fire trucks, heavy truck generator sets, etc Remarks: Applicable door panel thickness 1-3mm
附件 Accessories		

把手锁 Handle lock		
圆柱锁 Cylinder lock		
平面锁 Plane lock		
连杆锁 Rod control lock		
面板锁 Panel lock	特征说明: 材 质: SUS不锈钢锁壳, 把手, 配件, 锌合金锁头 表面处理: 抛光镜面 结构功能: 打开把手左右旋转开启或关闭, 调换锁片定位件实现左右开门通用 用 途: 一般使用在汽车工具箱, 消防车, 重型卡车, 发电机组等大型钣金箱体使用 备 注: 适用门板厚度1-3mm	Feature Description: Material: SUS stainless steel lock shell, handle, accessories, zinc alloy lock Surface treatment: polished mirror Structural function: open the handle left and right to rotate to open or close, and replace the lock piece positioning piece to achieve the universal opening of the left and right doors Uses: Generally used in large sheet metal cabinets such as automobile toolboxes, fire trucks, heavy truck generator sets, etc Remarks: Applicable door panel thickness 1-3mm
搭扣锁 Tonggle and hook		
拉手 Handles		
限位 Door stop		
铰链 Hinge		
冷库把手 Handle latch		
磁吸 Magnet catch	特征说明: 材 质: SUS不锈钢锁壳, 把手, 配件, 锌合金锁头 表面处理: 抛光镜面 结构功能: 打开把手左右旋转开启或关闭, 调换锁片定位件实现左右开门通用 用 途: 一般使用在汽车工具箱, 消防车, 重型卡车, 发电机组等大型钣金箱体使用 备 注: 适用门板厚度1-3mm	Feature Description: Material: SUS stainless steel lock shell, handle, accessories, zinc alloy lock Surface treatment: polished mirror Structural function: open the handle left and right to rotate to open or close, and replace the lock piece positioning piece to achieve the universal opening of the left and right doors Uses: Generally used in large sheet metal cabinets such as automobile toolboxes, fire trucks, heavy truck generator sets, etc Remarks: Applicable door panel thickness 1-3mm
附件 Accessories		


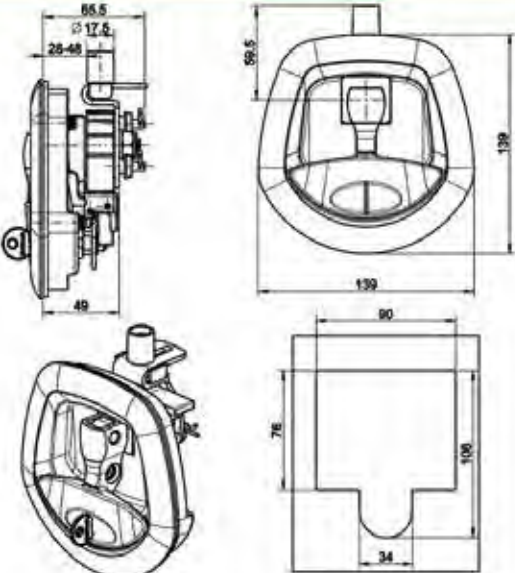

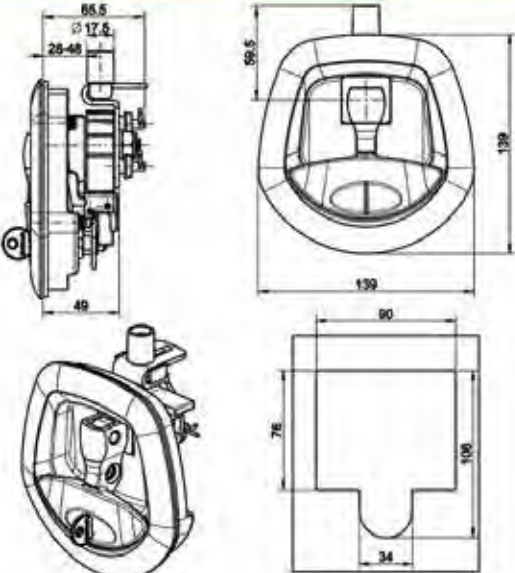
把手锁 Handle lock	 <p>MS866-7</p>	 <p>开孔尺寸 Cut out</p>	<p>特征说明:</p> <p>材 质: SUS不锈钢锁壳, 把手, 配件, 锌合金锁头</p> <p>表面处理: 抛光镜面</p> <p>结构功能: 打开把手左右旋转开启或关闭, 调换锁片定位件实现左右开门通用</p> <p>用 途: 一般使用在汽车工具箱, 消防车, 重型卡车, 发电机组等大型钣金箱体使用</p> <p>备 注: 适用门板厚度1-3mm</p>
圆柱锁 Cylinder lock			
平面锁 Plane lock			
连杆锁 Rod control lock			
面板锁 Panel lock	<p>Feature Description:</p> <p>Material: SUS stainless steel lock shell, handle, accessories, zinc alloy lock</p> <p>Surface treatment: polished mirror</p> <p>Structural function: open the handle left and right to rotate to open or close, and replace the lock piece positioning piece to achieve the universal opening of the left and right doors</p> <p>Uses: Generally used in large sheet metal cabinets such as automobile toolboxes, fire trucks, heavy truck generator sets, etc</p> <p>Remarks: Applicable door panel thickness 1-3mm</p>		
搭扣锁 Tonggle and hook			
拉手 Handles			
限位 Door stop			
铰链 Hinge	 <p>MS866-8</p>	 <p>开孔尺寸 Cut out</p>	<p>特征说明:</p> <p>材 质: SUS不锈钢锁壳, 把手, 配件</p> <p>表面处理: 抛光镜面, 拉丝</p> <p>结构功能: 把手向上抬起锁舌收缩开启, 放开把手锁舌自动复位关闭</p> <p>用 途: 一般使用在汽车工具箱, 消防车, 重型卡车, 发电机组等大型钣金箱体使用</p> <p>备 注: 适用门板厚度1-3mm</p>
冷库把手 Handle latch			
磁吸 Magnet catch			
附件 Accessories			



把手锁 Handle lock	 <p>MS866-10</p>		<p>特征说明:</p> <p>材 质: SUS不锈钢锁壳, 把手, 配件</p> <p>表面处理: 抛光镜面, 拉丝</p> <p>结构功能: 把手向上抬起锁舌收缩开启, 放开把手锁舌自动复位关闭</p> <p>用 途: 一般使用在汽车工具箱, 消防车, 重型卡车, 发电机组等大型钣金箱体使用</p> <p>备 注: 适用门板厚度1-3mm</p>
圆柱锁 Cylinder lock			
平面锁 Plane lock			
连杆锁 Rod control lock			
面板锁 Panel lock	<p>Feature Description:</p> <p>Material: SUS stainless steel lock case, handle, accessories</p> <p>Surface treatment: polished mirror, brushed</p> <p>Structural function: the handle is lifted up to the deadbolt to contract and open, and the lock tongue of the handle is released to automatically reset and close</p> <p>Uses: Generally used in large sheet metal cabinets such as automobile toolboxes, fire trucks, heavy truck generator sets, etc</p> <p>Remarks: Applicable door panel thickness 1-3mm</p>		
搭扣锁 Tonggle and hook			
拉手 Handles			
限位 Door stop			
铰链 Hinge	 <p>MS866-9</p>		<p>特征说明:</p> <p>材 质: SUS不锈钢锁壳, 把手, 配件, 锌合金锁头</p> <p>表面处理: 抛光镜面</p> <p>结构功能: 打开把手左右旋转开启或关闭, 调换锁片定位件实现左右开门通用</p> <p>用 途: 一般使用在汽车工具箱, 消防车, 重型卡车, 发电机组等大型钣金箱体使用</p> <p>备 注: 适用门板厚度1-3mm</p>
冷库把手 Handle latch			
磁吸 Magnet catch			
附件 Accessories			

把手锁 Handle lock		
圆柱锁 Cylinder lock		
平面锁 Plane lock		
连杆锁 Rod control lock		
面板锁 Panel lock	MS866-27	
搭扣锁 Tonggle and hook	特征说明: 材 质: SUS不锈钢锁壳、把手、配件、锌合金锁头 表面处理: 抛光镜面 结构功能: 打开把手左右旋转开启或关闭, 调换锁片定位件实现左右开门通用 用 途: 一般使用在汽车工具箱、消防车、重型卡车、发电机组等大型钣金柜体使用 备 注: 适用门板厚度1-3mm	Feature Description: Material: SUS stainless steel lock shell, handle, accessories, zinc alloy lock Surface treatment: polished mirror Structural function: open the handle left and right to rotate to open or close, and replace the lock piece positioning piece to achieve the universal opening of the left and right doors Uses: Generally used in large sheet metal cabinets such as automobile toolboxes, fire trucks, heavy truck generator sets, etc Remarks: Applicable door panel thickness 1-3mm
拉手 Handles		
限位 Door stop		
铰链 Hinge		
冷库把手 Handle latch	MS866-28	
磁吸 Magnet catch	特征说明: 材 质: SUS不锈钢锁壳、把手、配件、锌合金锁头 表面处理: 抛光镜面 结构功能: 打开把手左右旋转开启或关闭, 调换锁片定位件实现左右开门通用 用 途: 一般使用在汽车工具箱、消防车、重型卡车、发电机组等大型钣金柜体使用 备 注: 适用门板厚度1-3mm	Feature Description: Material: SUS stainless steel lock shell, handle, accessories, zinc alloy lock Surface treatment: polished mirror Structural function: open the handle left and right to rotate to open or close, and replace the lock piece positioning piece to achieve the universal opening of the left and right doors Uses: Generally used in large sheet metal cabinets such as automobile toolboxes, fire trucks, heavy truck generator sets, etc Remarks: Applicable door panel thickness 1-3mm
附件 Accessories		

把手锁 Handle lock		
圆柱锁 Cylinder lock		
平面锁 Plane lock		
连杆锁 Rod control lock		
面板锁 Panel lock	MS866-29	
搭扣锁 Tonggle and hook	特征说明: 材 质: SUS不锈钢锁壳、把手、配件、锌合金锁头 表面处理: 抛光镜面 结构功能: 打开把手左右旋转开启或关闭, 调换锁片定位件实现左右开门通用 用 途: 一般使用在汽车工具箱、消防车、重型卡车、发电机组等大型钣金柜体使用 备 注: 适用门板厚度1-3mm	Feature Description: Material: SUS stainless steel lock shell, handle, accessories, zinc alloy lock Surface treatment: polished mirror Structural function: open the handle left and right to rotate to open or close, and replace the lock piece positioning piece to achieve the universal opening of the left and right doors Uses: Generally used in large sheet metal cabinets such as automobile toolboxes, fire trucks, heavy truck generator sets, etc Remarks: Applicable door panel thickness 1-3mm
拉手 Handles		
限位 Door stop		
铰链 Hinge		
冷库把手 Handle latch	MS866-30	
磁吸 Magnet catch	特征说明: 材 质: SUS不锈钢锁壳、把手、配件、锌合金锁头 表面处理: 抛光镜面 结构功能: 打开把手左右旋转开启或关闭, 调换锁片定位件实现左右开门通用 用 途: 一般使用在汽车工具箱、消防车、重型卡车、发电机组等大型钣金柜体使用 备 注: 适用门板厚度1-3mm	Feature Description: Material: SUS stainless steel lock shell, handle, accessories, zinc alloy lock Surface treatment: polished mirror Structural function: open the handle left and right to rotate to open or close, and replace the lock piece positioning piece to achieve the universal opening of the left and right doors Uses: Generally used in large sheet metal cabinets such as automobile toolboxes, fire trucks, heavy truck generator sets, etc Remarks: Applicable door panel thickness 1-3mm
附件 Accessories		

把手锁 Handle lock	 <p>MS867-1</p>	 <p>■开孔尺寸 Cut out</p>	<p>特征说明:</p> <p>材 质: ZDC/ADC合金锁壳, 把手, A3钢配件</p> <p>表面处理: 黑色, 镀铬</p> <p>结构功能: 通过钥匙锁闭, 把手左右旋转通用, 可配置三点锁片, 产品分锌合金, 铝合金材质</p> <p>用 途: 一般适用于文件柜, 家具办公柜, 密集文件柜等各种家具办公五金使用</p> <p>备 注: 适用门板厚度1-2mm</p>	<p>Feature Description:</p> <p>Material: ZDC/ADC alloy lock shell, handle, A3 steel accessories</p> <p>Surface treatment: black, chrome plated</p> <p>Structural function: through key locking, handle left and right rotation universal, can be configured with three-point lock piece, the product is divided into zinc alloy, aluminum alloy material</p> <p>Uses: Generally suitable for file cabinets, furniture office cabinets, dense file cabinets and other furniture office sheet metal use</p> <p>Remarks: Applicable door panel thickness 1-2mm</p>
圆柱锁 Cylinder lock				
平面锁 Plane lock				
连杆锁 Rod control lock				
面板锁 Panel lock	 <p>MS869-1</p>	 <p>■开孔尺寸 Cut out</p>	<p>特征说明:</p> <p>材 质: ZDC锌合金锁壳, 把手, A3钢固定板配件</p> <p>表面处理: 黑色, 纳米, 镀铬, 亚光</p> <p>结构功能: 通过钥匙关闭锁芯, 打开钥匙把手向外拉开启, 把手松开锁舌自动关闭</p> <p>用 途: 一般适用于特种车辆, 房车, 厢门, 机械柜门及多种钣金箱门使用</p> <p>备 注: 适用门板厚度32-38mm</p>	<p>Feature Description:</p> <p>Material: ZDC zinc alloy lock shell, handle, A3 steel fixing plate accessories</p> <p>Surface treatment: black, nano, chrome plated, matt</p> <p>Structural function: lock by key closure, open key handle to pull outward to open, handle release lock tongue automatically close</p> <p>Uses: Generally suitable for special vehicles, RVs, warehouse doors, mechanical cabinet doors and various sheet metal box doors</p> <p>Remarks: Applicable door panel thickness 32-38mm</p>
搭扣锁 Tonggle and hook				
拉手 Handles				
限位 Door stop				
铰链 Hinge	 <p>MS868-1</p>		<p>特征说明:</p> <p>材 质: ABS锁壳, 把手, 锌合金锁芯, A3钢锁片</p> <p>表面处理: 黑色</p> <p>结构功能: 通过钥匙锁闭, 把手左右旋转通用, 可配置三点锁片, 产品分锌合金, 铝合金材质</p> <p>用 途: 一般适用于文件柜, 家具办公柜, 密集文件柜等各种家具办公五金使用</p> <p>备 注: 适用门板厚度1-2mm</p>	<p>Feature Description:</p> <p>Material: ABS lock shell, handle, zinc alloy lock cylinder, A3 steel lock piece</p> <p>Surface treatment: black</p> <p>Structural function: through key locking, handle left and right rotation universal, can be configured with three-point lock piece, the product is divided into zinc alloy, aluminum alloy material</p> <p>Uses: Generally suitable for file cabinets, furniture office cabinets, dense file cabinets and other furniture office sheet metal use</p> <p>Remarks: Applicable door panel thickness 1-2mm</p>
冷库把手 Handle latch				
磁吸 Magnet catch				
附件 Accessories				

把手锁 Handle lock	 <p>MS870-1</p>		<p>特征说明:</p> <p>材 质: ZDC锌合金锁壳, 把手, A3钢固定板配件</p> <p>表面处理: 黑色, 纳米, 镀铬, 亚光</p> <p>结构功能: 通过把手打开, 把手左右旋转开启, 把手复位锁闭</p> <p>用 途: 一般适用于特种车辆, 游艇, 房车, 发电机组及各种大型钣金箱体使用</p> <p>备 注: 适用门板厚度1-3mm</p>	<p>Feature Description:</p> <p>Material: ZDC zinc alloy lock shell, handle, A3 steel fixing plate accessories</p> <p>Surface treatment: black, nano, chrome plated, matt</p> <p>Structural function: open by handle, rotate left and right to open the handle, and reset and lock the handle</p> <p>Uses: Generally suitable for special vehicles, RVs, warehouse doors, mechanical cabinet doors and various sheet metal box doors</p> <p>Remarks: Applicable door panel thickness 32-38mm</p>
圆柱锁 Cylinder lock				
平面锁 Plane lock				
连杆锁 Rod control lock				
面板锁 Panel lock	 <p>MS870-1</p>		<p>特征说明:</p> <p>材 质: ZDC锌合金锁壳, 把手, A3钢固定板配件</p> <p>表面处理: 黑色, 纳米, 镀铬, 亚光</p> <p>结构功能: 通过把手打开, 把手左右旋转开启, 把手复位锁闭</p> <p>用 途: 一般适用于特种车辆, 游艇, 房车, 发电机组及各种大型钣金箱体使用</p> <p>备 注: 适用门板厚度1-3mm</p>	<p>Feature Description:</p> <p>Material: ZDC zinc alloy lock shell, handle, A3 steel fixing plate accessories</p> <p>Surface treatment: black, nano, chrome plated, matt</p> <p>Structural function: open by handle, rotate left and right to open the handle, and reset and lock the handle</p> <p>Uses: Generally suitable for special vehicles, RVs, warehouse doors, mechanical cabinet doors and various sheet metal box doors</p> <p>Remarks: Applicable door panel thickness 32-38mm</p>
搭扣锁 Tonggle and hook				
拉手 Handles				
限位 Door stop				
铰链 Hinge				
冷库把手 Handle latch				
磁吸 Magnet catch				
附件 Accessories				

把手锁 Handle lock	 DKS-1	 开孔尺寸 Cut out 固定扣	Feature Description: Material: zinc alloy lock shell, flip cover, lock cylinder, stainless steel fixed frame Surface treatment: black, nano, chrome plated, matt Structural function: open and lock by key, lift the lock shell flap up to open from the fixed buckle, and the built-in spring automatically returns and locks Uses: Generally used in communication chassis, machine tools, distribution boxes, meter boxes, signal receiving boxes and other sheet metal boxes Remarks: Applicable door panel thickness 1-4mm
圆柱锁 Cylinder lock			
平面锁 Plane lock			
连杆锁 Rod control lock			
面板锁 Panel lock	Feature Description: Material: zinc alloy lock shell, flip cover, lock cylinder, stainless steel fixed frame Surface treatment: black, nano, chrome plated, matt Structural function: open and lock by key, lift the lock shell flap up to open from the fixed buckle, and the built-in spring automatically returns and locks Uses: Generally used in communication chassis, machine tools, distribution boxes, meter boxes, signal receiving boxes and other sheet metal boxes Remarks: Applicable door panel thickness 1-4mm		
搭扣锁 Tonggle and hook	 DKS-1S	 开孔尺寸 Cut out 固定扣	Feature Description: Material: SUS stainless steel lock shell, flip cover, lock cylinder, fixed frame accessories Surface treatment: polished sand surface, mirror surface Structural function: open and lock by key, lift the lock shell flap up to open from the fixed buckle, and the built-in spring automatically returns and locks Uses: Generally used in communication chassis, machine tools, distribution boxes, meter boxes, signal receiving boxes and other sheet metal boxes Remarks: Applicable door panel thickness 1-4mm
拉手 Handles			
限位 Door stop			
铰链 Hinge			
冷库把手 Handle latch	Feature Description: Material: SUS stainless steel lock shell, flip cover, lock cylinder, fixed frame accessories Surface treatment: polished sand surface, mirror surface Structural function: open and lock by key, lift the lock shell flap up to open from the fixed buckle, and the built-in spring automatically returns and locks Uses: Generally used in communication chassis, machine tools, distribution boxes, meter boxes, signal receiving boxes and other sheet metal boxes Remarks: Applicable door panel thickness 1-4mm		
磁吸 Magnet catch	 DKS-2S	 开孔尺寸 Cut out 固定扣	Feature Description: Material: SUS stainless steel lock shell, flip cover, lock cylinder, fixed frame accessories Surface treatment: polished sand surface, mirror surface Structural function: open and lock by key, lift the lock shell flap up to open from the fixed buckle, and the built-in spring automatically returns and locks Uses: Generally used in communication chassis, machine tools, distribution boxes, meter boxes, signal receiving boxes and other sheet metal boxes Remarks: Applicable door panel thickness 1-4mm
附件 Accessories			

--