
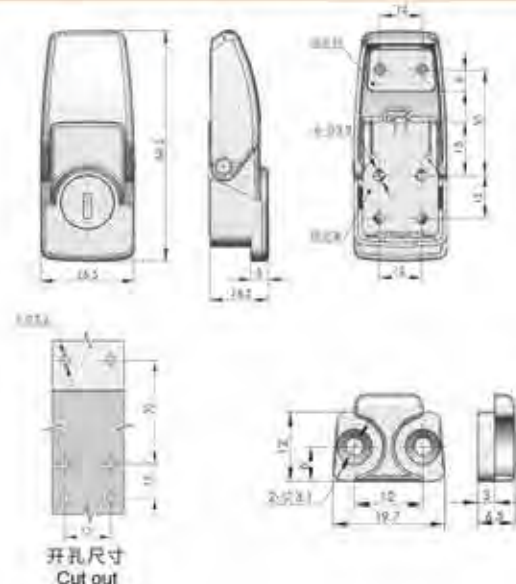

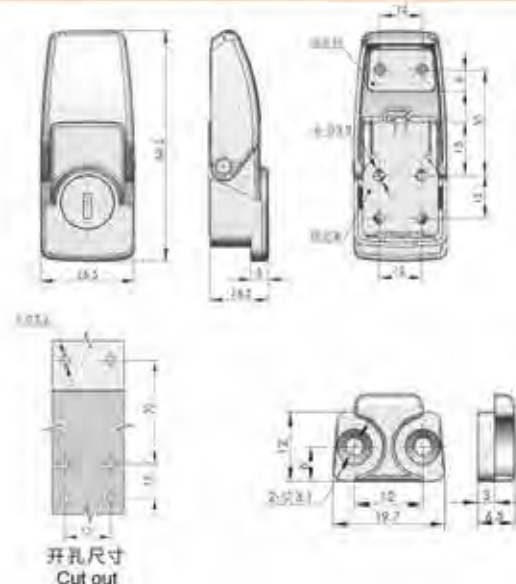

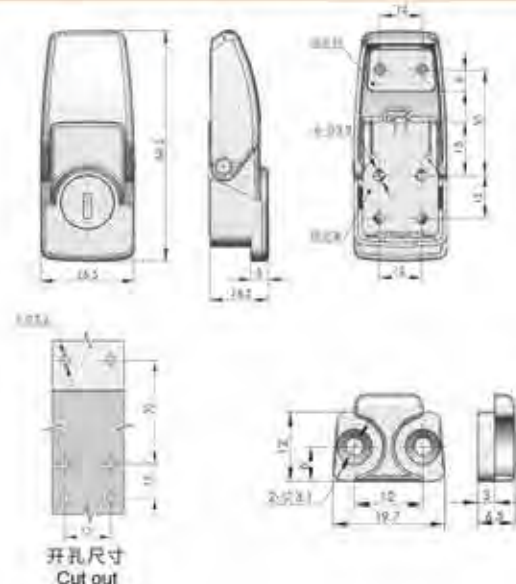
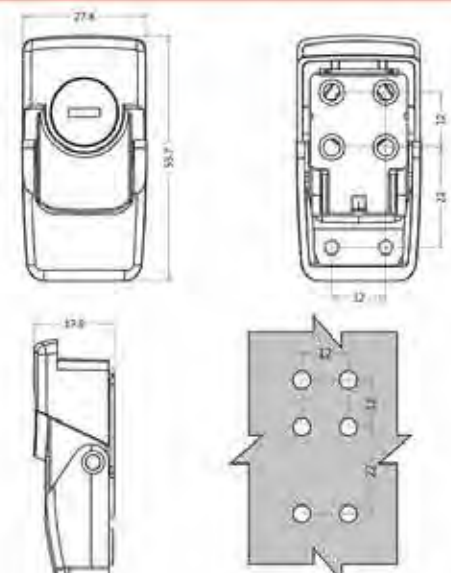

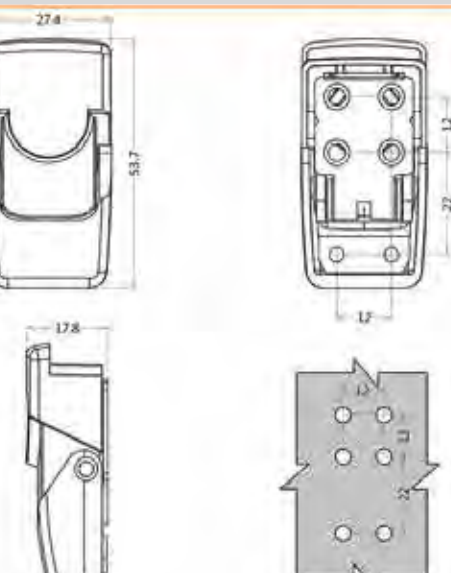

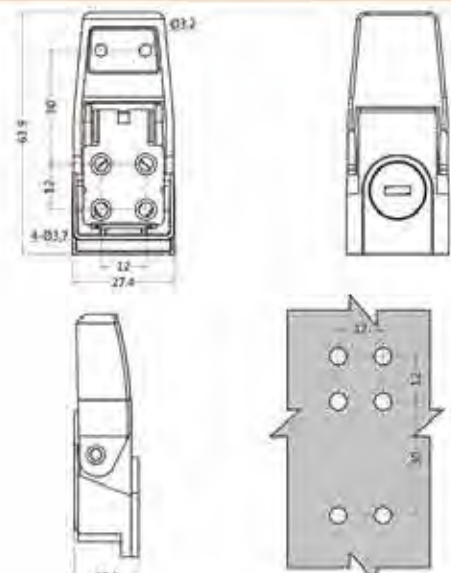
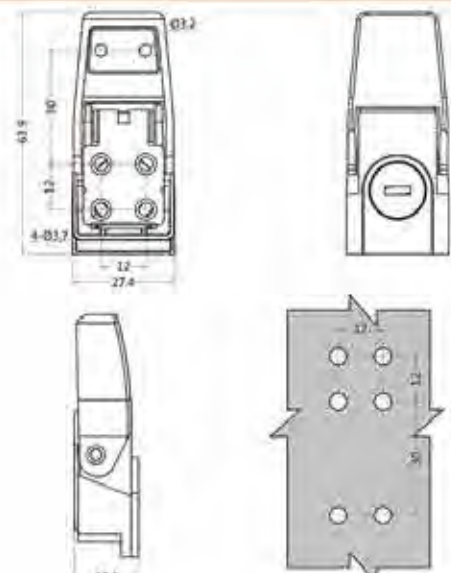

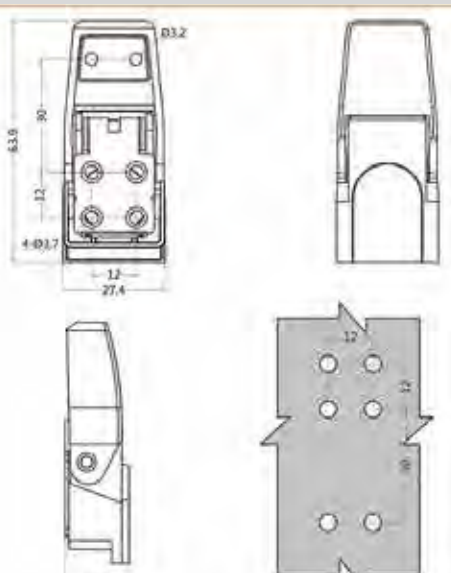

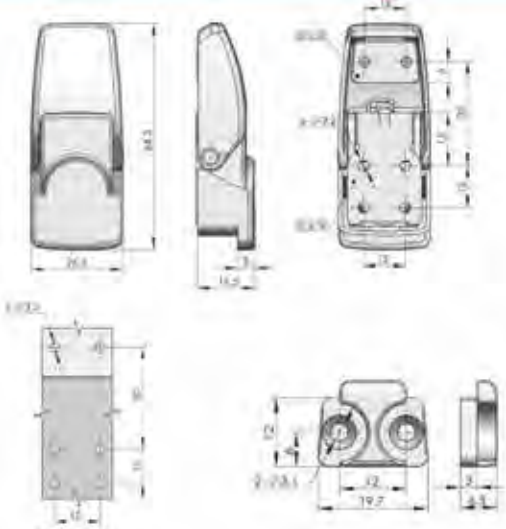

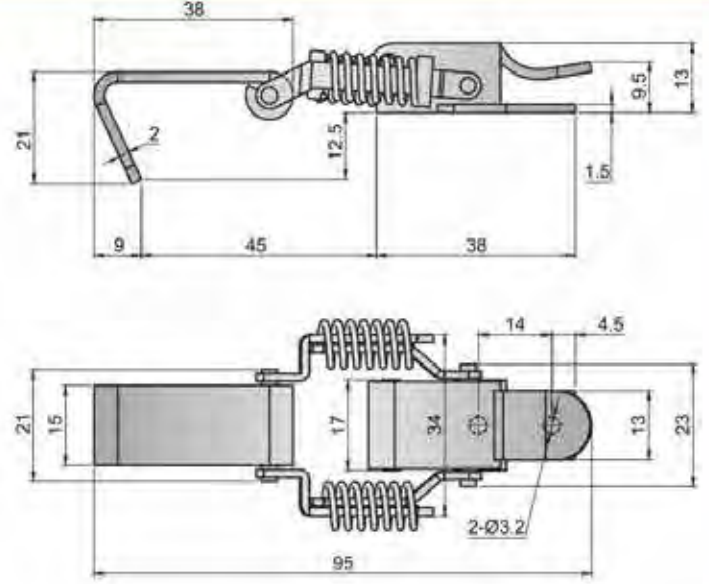



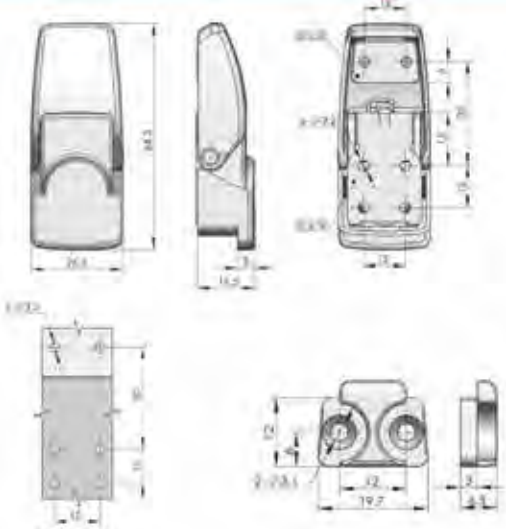

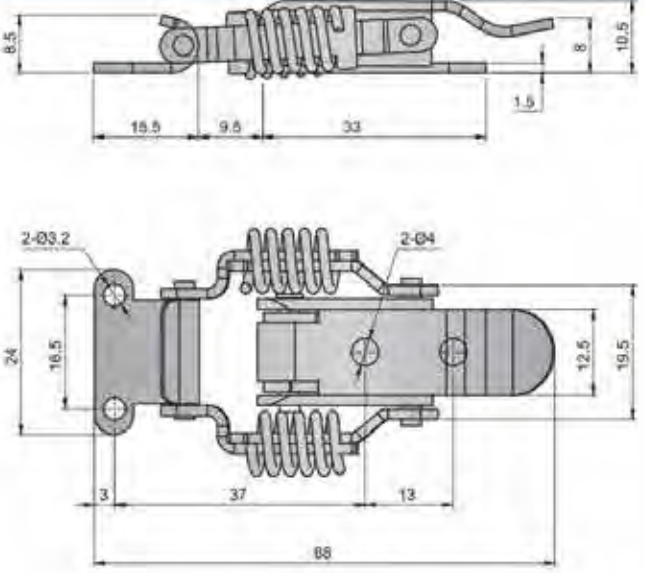

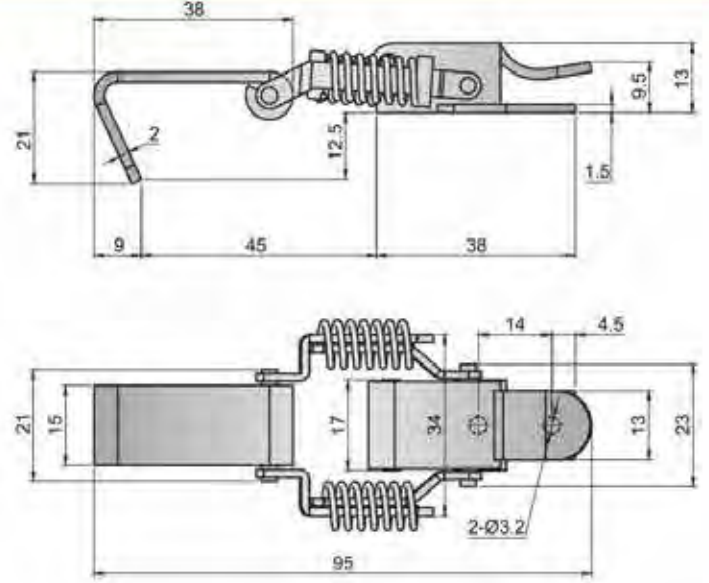
把手锁 Handle lock	 <p>DKS-3</p> <p>DKS-6</p>		<p>特征说明:</p> <p>材 质: 锌合金锁壳, 翻盖, 锁芯, 不锈钢固定架</p> <p>表面处理: 黑色, 纳米, 镀铬, 亚光</p> <p>结构功能: 通过钥匙开启锁闭, 向上抬起锁壳翻盖脱离固定扣打开, 内置弹簧自动复位锁闭</p> <p>用 途: 一般使用在通讯机箱, 机床, 配电箱, 电表箱, 信号接收箱等钣金箱体使用</p> <p>备 注: 适用门板厚度1-4mm</p>	<p>Feature Description:</p> <p>Material: zinc alloy lock shell, flip cover, lock cylinder, stainless steel fixed frame</p> <p>Surface treatment: black, nano, chrome plated, matt</p> <p>Structural function: open and lock by key, lift the lock shell flap up to open from the fixed buckle, and the built-in spring automatically returns and locks</p> <p>Uses: Generally used in communication chassis, machine tools, distribution boxes, meter boxes, signal receiving boxes and other sheet metal boxes</p> <p>Remarks: Applicable door panel thickness 1-4mm</p>
圆柱锁 Cylinder lock				
平面锁 Plane lock				
连杆锁 Rod control lock				
面板锁 Panel lock	 <p>DKS-4</p> <p>DKS-7</p>		<p>特征说明:</p> <p>材 质: 锌合金锁壳, 翻盖, 锁芯, 不锈钢固定架</p> <p>表面处理: 黑色, 纳米, 镀铬, 亚光</p> <p>结构功能: 通过钥匙开启锁闭, 向上抬起锁壳翻盖脱离固定扣打开, 内置弹簧自动复位锁闭</p> <p>用 途: 一般使用在通讯机箱, 机床, 配电箱, 电表箱, 信号接收箱等钣金箱体使用</p> <p>备 注: 适用门板厚度1-4mm</p>	<p>Feature Description:</p> <p>Material: zinc alloy lock shell, flip cover, lock cylinder, stainless steel fixed frame</p> <p>Surface treatment: black, nano, chrome plated, matt</p> <p>Structural function: open and lock by key, lift the lock shell flap up to open from the fixed buckle, and the built-in spring automatically returns and locks</p> <p>Uses: Generally used in communication chassis, machine tools, distribution boxes, meter boxes, signal receiving boxes and other sheet metal boxes</p> <p>Remarks: Applicable door panel thickness 1-4mm</p>
搭扣锁 Tonggle and hook				
拉手 Handles				
限位 Door stop				
铰链 Hinge	 <p>DKS-5</p> <p>DKS-5S</p>		<p>特征说明:</p> <p>材 质: 锌合金锁壳, 翻盖, 锁芯, 不锈钢固定架</p> <p>表面处理: 黑色, 纳米, 镀铬, 亚光</p> <p>结构功能: 通过钥匙开启锁闭, 向上抬起锁壳翻盖脱离固定扣打开, 内置弹簧自动复位锁闭</p> <p>用 途: 一般使用在通讯机箱, 机床, 配电箱, 电表箱, 信号接收箱等钣金箱体使用</p> <p>备 注: 适用门板厚度1-4mm</p>	<p>Feature Description:</p> <p>Material: zinc alloy lock shell, flip cover, lock cylinder, stainless steel fixed frame</p> <p>Surface treatment: black, nano, chrome plated, matt</p> <p>Structural function: open and lock by key, lift the lock shell flap up to open from the fixed buckle, and the built-in spring automatically returns and locks</p> <p>Uses: Generally used in communication chassis, machine tools, distribution boxes, meter boxes, signal receiving boxes and other sheet metal boxes</p> <p>Remarks: Applicable door panel thickness 1-4mm</p>
冷库把手 Handle latch				
磁吸 Magnet catch				
附件 Accessories				


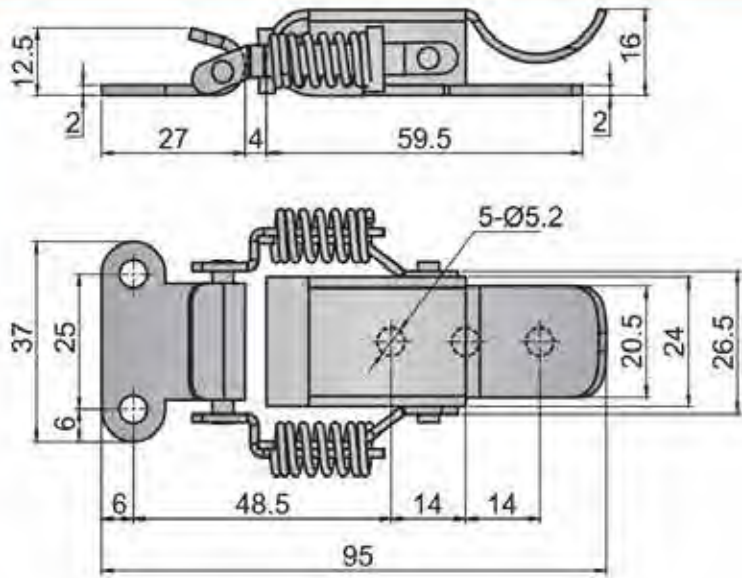

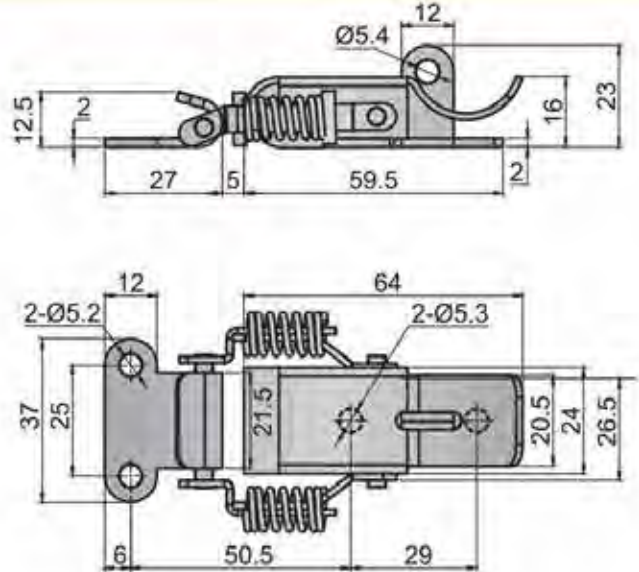
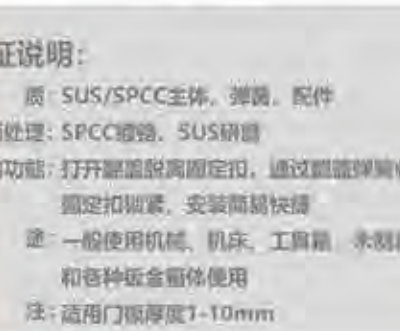
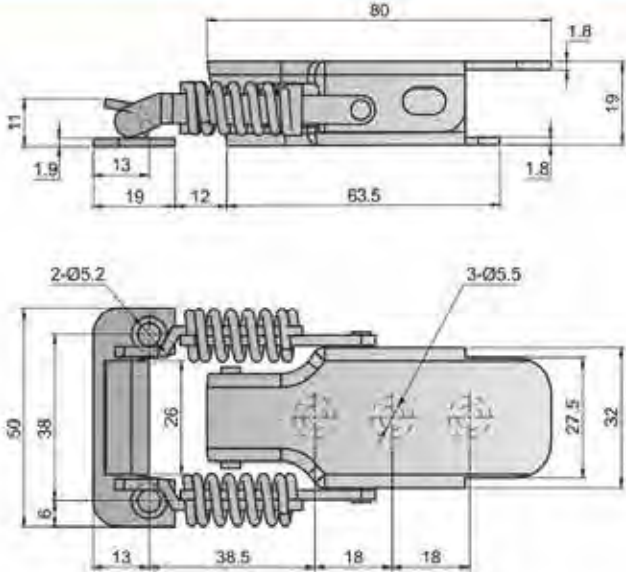
把手锁 Handle lock	 <p>DKS-5</p> <p>DKS-5S</p>		<p>特征说明:</p> <p>材 质: 锌合金锁壳, 翻盖, 锁芯, 不锈钢固定架</p> <p>表面处理: 黑色, 纳米, 镀铬, 亚光</p> <p>结构功能: 通过钥匙开启锁闭, 向上抬起锁壳翻盖脱离固定扣打开, 内置弹簧自动复位锁闭</p> <p>用 途: 一般使用在通讯机箱, 机床, 配电箱, 电表箱, 信号接收箱等钣金箱体使用</p> <p>备 注: 适用门板厚度1-4mm</p>	<p>Feature Description:</p> <p>Material: zinc alloy lock shell, flip cover, lock cylinder, stainless steel fixed frame</p> <p>Surface treatment: black, nano, chrome plated, matt</p> <p>Structural function: open and lock by key, lift the lock shell flap up to open from the fixed buckle, and the built-in spring automatically returns and locks</p> <p>Uses: Generally used in communication chassis, machine tools, distribution boxes, meter boxes, signal receiving boxes and other sheet metal boxes</p> <p>Remarks: Applicable door panel thickness 1-4mm</p>
圆柱锁 Cylinder lock				
平面锁 Plane lock				
连杆锁 Rod control lock				
面板锁 Panel lock	 <p>DKS-5</p> <p>DKS-5S</p>		<p>特征说明:</p> <p>材 质: 锌合金锁壳, 翻盖, 锁芯, 不锈钢固定架</p> <p>表面处理: 黑色, 纳米, 镀铬, 亚光</p> <p>结构功能: 通过钥匙开启锁闭, 向上抬起锁壳翻盖脱离固定扣打开, 内置弹簧自动复位锁闭</p> <p>用 途: 一般使用在通讯机箱, 机床, 配电箱, 电表箱, 信号接收箱等钣金箱体使用</p> <p>备 注: 适用门板厚度1-4mm</p>	<p>Feature Description:</p> <p>Material: zinc alloy lock shell, flip cover, lock cylinder, stainless steel fixed frame</p> <p>Surface treatment: black, nano, chrome plated, matt</p> <p>Structural function: open and lock by key, lift the lock shell flap up to open from the fixed buckle, and the built-in spring automatically returns and locks</p> <p>Uses: Generally used in communication chassis, machine tools, distribution boxes, meter boxes, signal receiving boxes and other sheet metal boxes</p> <p>Remarks: Applicable door panel thickness 1-4mm</p>
搭扣锁 Tonggle and hook				
拉手 Handles				
限位 Door stop				
铰链 Hinge	 <p>DKS-5</p> <p>DKS-5S</p>		<p>特征说明:</p> <p>材 质: 锌合金锁壳, 翻盖, 锁芯, 不锈钢固定架</p> <p>表面处理: 黑色, 纳米, 镀铬, 亚光</p> <p>结构功能: 通过钥匙开启锁闭, 向上抬起锁壳翻盖脱离固定扣打开, 内置弹簧自动复位锁闭</p> <p>用 途: 一般使用在通讯机箱, 机床, 配电箱, 电表箱, 信号接收箱等钣金箱体使用</p> <p>备 注: 适用门板厚度1-4mm</p>	<p>Feature Description:</p> <p>Material: zinc alloy lock shell, flip cover, lock cylinder, stainless steel fixed frame</p> <p>Surface treatment: black, nano, chrome plated, matt</p> <p>Structural function: open and lock by key, lift the lock shell flap up to open from the fixed buckle, and the built-in spring automatically returns and locks</p> <p>Uses: Generally used in communication chassis, machine tools, distribution boxes, meter boxes, signal receiving boxes and other sheet metal boxes</p> <p>Remarks: Applicable door panel thickness 1-4mm</p>
冷库把手 Handle latch				
磁吸 Magnet catch				
附件 Accessories				


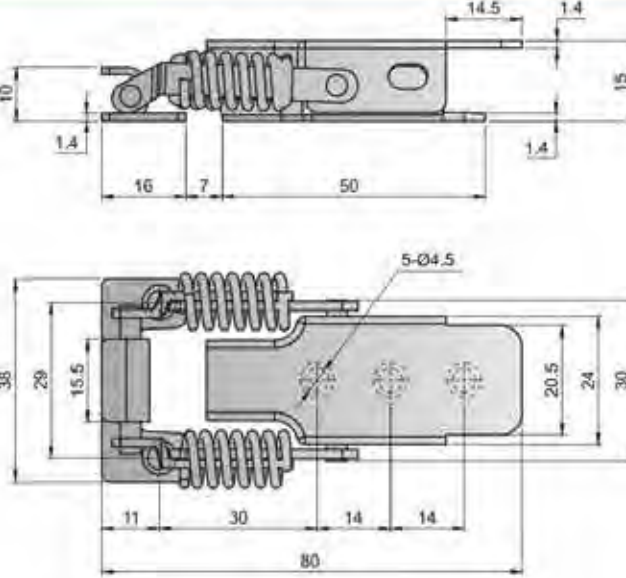

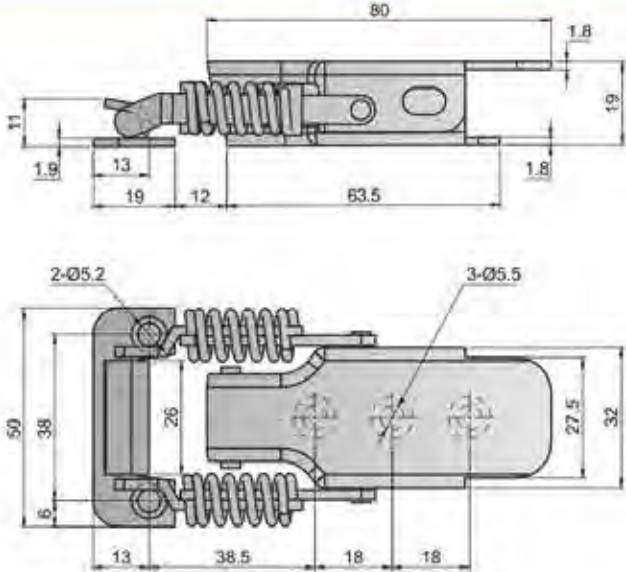
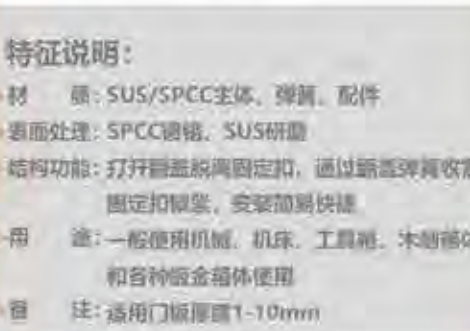
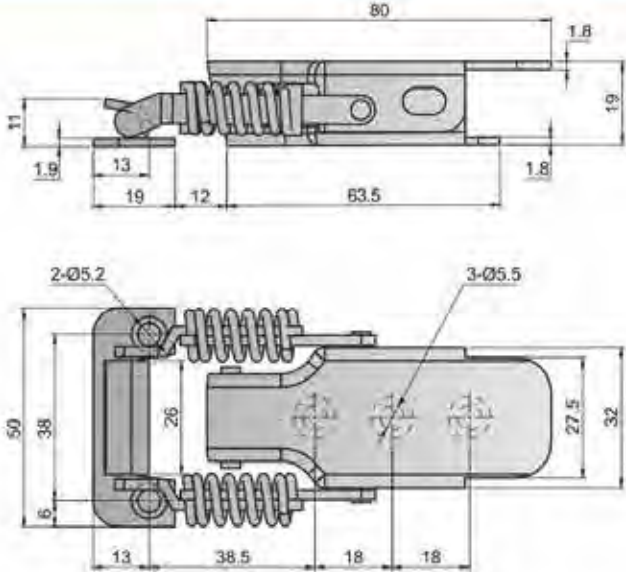
把手锁 Handle lock	 DKS-5C-1		Feature Description: Material: zinc alloy lock shell, flip cover, lock cylinder, stainless steel fixed frame Surface treatment: black, nano, chrome plated, matt Structural function: open and lock by key, lift the lock shell flap up to open from the fixed buckle, and the built-in spring automatically returns and locks Uses: Generally used in communication chassis, machine tools, distribution boxes, meter boxes, signal receiving boxes and other sheet metal boxes Remarks: Applicable door panel thickness 1-4mm
圆柱锁 Cylinder lock			
平面锁 Plane lock			
连杆锁 Rod control lock			
面板锁 Panel lock	特征说明: 材质: 锌合金锁壳, 翻盖, 锁芯, 不锈钢固定架 表面处理: 黑色, 纳米, 镀铬, 亚光 结构功能: 通过钥匙开启锁闭, 向上抬起锁壳翻盖脱离固定扣打开, 内置弹簧自动复位锁闭 用途: 一般使用在通讯机箱, 机床, 配电箱, 电表箱, 信号接收箱等钣金箱体使用 备注: 适用门板厚度1-4mm		Feature Description: Material: zinc alloy lock shell, flip cover, lock cylinder, stainless steel fixed frame Surface treatment: black, nano, chrome plated, matt Structural function: open and lock by key, lift the lock shell flap up to open from the fixed buckle, and the built-in spring automatically returns and locks Uses: Generally used in communication chassis, machine tools, distribution boxes, meter boxes, signal receiving boxes and other sheet metal boxes Remarks: Applicable door panel thickness 1-4mm
搭扣锁 Tonggle and hook			
拉手 Handles			
限位 Door stop			
铰链 Hinge	 DKS-5C-2		Feature Description: Material: zinc alloy lock shell, flip cover, fixing buckle, stainless steel accessories Surface treatment: black, nano, chrome plated, matt Structural function: lift the flap up through the lock shell to open from the fixed buckle, built-in spring automatic return and closing Uses: Generally used in communication chassis, machine tools, distribution boxes, meter boxes, signal receiving boxes and other sheet metal boxes Remarks: Applicable door panel thickness 1-4mm
冷库把手 Handle latch			
磁吸 Magnet catch			
附件 Accessories			


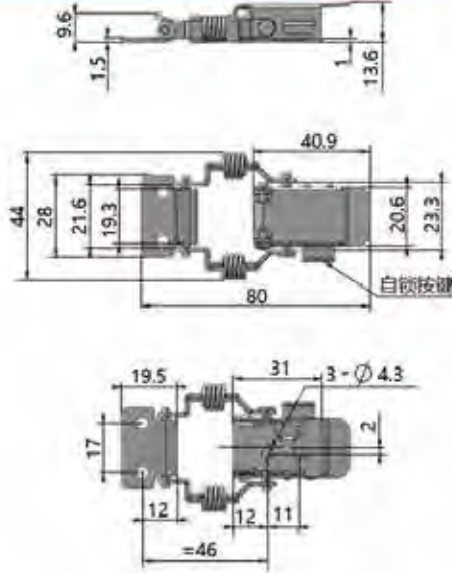
把手锁 Handle lock	 DKS-5D-1带锁		Feature Description: Material: zinc alloy lock shell, flip cover, lock cylinder, stainless steel fixed frame Surface treatment: black, nano, chrome plated, matt Structural function: open and lock by key, lift the lock shell flap up to open from the fixed buckle, and the built-in spring automatically returns and locks Uses: Generally used in communication chassis, machine tools, distribution boxes, meter boxes, signal receiving boxes and other sheet metal boxes Remarks: Applicable door panel thickness 1-4mm
圆柱锁 Cylinder lock			
平面锁 Plane lock			
连杆锁 Rod control lock			
面板锁 Panel lock	特征说明: 材质: 锌合金锁壳, 翻盖, 锁芯, 不锈钢固定架 表面处理: 黑色, 纳米, 镀铬, 亚光 结构功能: 通过钥匙开启锁闭, 向上抬起锁壳翻盖脱离固定扣打开, 内置弹簧自动复位锁闭 用途: 一般使用在通讯机箱, 机床, 配电箱, 电表箱, 信号接收箱等钣金箱体使用 备注: 适用门板厚度1-4mm		Feature Description: Material: zinc alloy lock shell, flip cover, lock cylinder, stainless steel fixed frame Surface treatment: black, nano, chrome plated, matt Structural function: open and lock by key, lift the lock shell flap up to open from the fixed buckle, and the built-in spring automatically returns and locks Uses: Generally used in communication chassis, machine tools, distribution boxes, meter boxes, signal receiving boxes and other sheet metal boxes Remarks: Applicable door panel thickness 1-4mm
搭扣锁 Tonggle and hook			
拉手 Handles			
限位 Door stop			
铰链 Hinge	 DKS-5D-2无锁		Feature Description: Material: zinc alloy lock shell, flip cover, fixing buckle, stainless steel accessories Surface treatment: black, nano, chrome plated, matt Structural function: lift the flap up through the lock shell to open from the fixed buckle, built-in spring automatic return and closing Uses: Generally used in communication chassis, machine tools, distribution boxes, meter boxes, signal receiving boxes and other sheet metal boxes Remarks: Applicable door panel thickness 1-4mm
冷库把手 Handle latch			
磁吸 Magnet catch			
附件 Accessories			

把手锁 Handle lock	 <p>DKS-8</p>	 <p>开孔尺寸 Cut out</p>	<p>特征说明:</p> <p>材 质: 锌合金锁壳, 翻盖, 固定扣, 不锈钢配件</p> <p>表面处理: 黑色, 纳米, 镀铬, 亚光</p> <p>结构功能: 通过锁壳向上抬起翻盖脱离固定扣打开, 内置弹簧自动复位关闭</p> <p>用 途: 一般使用在通讯机箱, 机床, 配电箱, 电表箱, 信号接收箱等钣金箱体使用</p> <p>备 注: 适用门板厚度1-4mm</p>	<p>Feature Description:</p> <p>Material: zinc alloy lock shell, flip cover, fixing buckle, stainless steel accessories</p> <p>Surface treatment: black, nano, chrome plated, matt</p> <p>Structural function: lift the flap up through the lock shell to open from the fixed buckle, built-in spring automatic return and closing</p> <p>Uses: Generally used in communication chassis, machine tools, distribution boxes, meter boxes, signal receiving boxes and other sheet metal boxes</p> <p>Remarks: Applicable door panel thickness 1-4mm</p>
圆柱锁 Cylinder lock				
平面锁 Plane lock				
连杆锁 Rod control lock				
面板锁 Panel lock	 <p>DKS-9</p>		<p>特征说明:</p> <p>材 质: SUS/SPCC主体, 弹簧, 配件</p> <p>表面处理: SPCC镀铬, SUS研磨</p> <p>结构功能: 打开翻盖脱离固定扣, 通过翻盖弹簧收紧固定扣锁紧, 安装简单快捷</p> <p>用 途: 一般使用机械, 机床, 工具箱, 木制箱体和各种钣金箱体使用</p> <p>备 注: 适用门板厚度1-10mm</p>	<p>Feature Description:</p> <p>Material: SUS/SPCC body, spring, accessories</p> <p>Surface treatment: SPCC chrome plating, SUS grinding</p> <p>Structural function: open the flip cover to get rid of the fixing buckle, tighten the fixing buckle and lock it through the flip spring spring, easy and quick installation</p> <p>Uses: Generally use machinery, machine tools, toolboxes, wooden boxes and various sheet metal boxes</p> <p>Remarks: Applicable door panel thickness 1-10mm</p>
搭扣锁 Tonggle and hook				
拉手 Handles				
限位 Door stop				
铰链 Hinge	 <p>DKS-9A</p>		<p>特征说明:</p> <p>材 质: SUS/SPCC主体, 弹簧, 配件</p> <p>表面处理: SPCC镀铬, SUS研磨</p> <p>结构功能: 打开翻盖脱离固定扣, 通过翻盖弹簧收紧固定扣锁紧, 安装简单快捷</p> <p>用 途: 一般使用机械, 机床, 工具箱, 木制箱体和各种钣金箱体使用</p> <p>备 注: 适用门板厚度1-10mm</p>	<p>Feature Description:</p> <p>Material: SUS/SPCC body, spring, accessories</p> <p>Surface treatment: SPCC chrome plating, SUS grinding</p> <p>Structural function: open the flip cover to get rid of the fixing buckle, tighten the fixing buckle and lock it through the flip spring spring, easy and quick installation</p> <p>Uses: Generally use machinery, machine tools, toolboxes, wooden boxes and various sheet metal boxes</p> <p>Remarks: Applicable door panel thickness 1-10mm</p>
冷库把手 Handle latch				
磁吸 Magnet catch				
附件 Accessories				

把手锁 Handle lock	 <p>DKS-8</p>	 <p>开孔尺寸 Cut out</p>	<p>特征说明:</p> <p>材 质: 锌合金锁壳, 翻盖, 固定扣, 不锈钢配件</p> <p>表面处理: 黑色, 纳米, 镀铬, 亚光</p> <p>结构功能: 通过锁壳向上抬起翻盖脱离固定扣打开, 内置弹簧自动复位关闭</p> <p>用 途: 一般使用在通讯机箱, 机床, 配电箱, 电表箱, 信号接收箱等钣金箱体使用</p> <p>备 注: 适用门板厚度1-4mm</p>	<p>Feature Description:</p> <p>Material: zinc alloy lock shell, flip cover, fixing buckle, stainless steel accessories</p> <p>Surface treatment: black, nano, chrome plated, matt</p> <p>Structural function: lift the flap up through the lock shell to open from the fixed buckle, built-in spring automatic return and closing</p> <p>Uses: Generally used in communication chassis, machine tools, distribution boxes, meter boxes, signal receiving boxes and other sheet metal boxes</p> <p>Remarks: Applicable door panel thickness 1-4mm</p>
圆柱锁 Cylinder lock				
平面锁 Plane lock				
连杆锁 Rod control lock				
面板锁 Panel lock	 <p>DKS-9</p>		<p>特征说明:</p> <p>材 质: SUS/SPCC主体, 弹簧, 配件</p> <p>表面处理: SPCC镀铬, SUS研磨</p> <p>结构功能: 打开翻盖脱离固定扣, 通过翻盖弹簧收紧固定扣锁紧, 安装简单快捷</p> <p>用 途: 一般使用机械, 机床, 工具箱, 木制箱体和各种钣金箱体使用</p> <p>备 注: 适用门板厚度1-10mm</p>	<p>Feature Description:</p> <p>Material: SUS/SPCC body, spring, accessories</p> <p>Surface treatment: SPCC chrome plating, SUS grinding</p> <p>Structural function: open the flip cover to get rid of the fixing buckle, tighten the fixing buckle and lock it through the flip spring spring, easy and quick installation</p> <p>Uses: Generally use machinery, machine tools, toolboxes, wooden boxes and various sheet metal boxes</p> <p>Remarks: Applicable door panel thickness 1-10mm</p>
搭扣锁 Tonggle and hook				
拉手 Handles				
限位 Door stop				
铰链 Hinge	 <p>DKS-9A</p>		<p>特征说明:</p> <p>材 质: SUS/SPCC主体, 弹簧, 配件</p> <p>表面处理: SPCC镀铬, SUS研磨</p> <p>结构功能: 打开翻盖脱离固定扣, 通过翻盖弹簧收紧固定扣锁紧, 安装简单快捷</p> <p>用 途: 一般使用机械, 机床, 工具箱, 木制箱体和各种钣金箱体使用</p> <p>备 注: 适用门板厚度1-10mm</p>	<p>Feature Description:</p> <p>Material: SUS/SPCC body, spring, accessories</p> <p>Surface treatment: SPCC chrome plating, SUS grinding</p> <p>Structural function: open the flip cover to get rid of the fixing buckle, tighten the fixing buckle and lock it through the flip spring spring, easy and quick installation</p> <p>Uses: Generally use machinery, machine tools, toolboxes, wooden boxes and various sheet metal boxes</p> <p>Remarks: Applicable door panel thickness 1-10mm</p>
冷库把手 Handle latch				
磁吸 Magnet catch				
附件 Accessories				

把手锁 Handle lock		DKS-10		Feature Description: Material: SUS/SPCC body, spring, accessories Surface treatment: SPCC chrome plating, SUS grinding Structural function: open the flip cover to get rid of the fixing buckle, tighten the fixing buckle and lock it through the flip spring spring, easy and quick installation Uses: Generally use machinery, machine tools, toolboxes, wooden boxes and various sheet metal boxes Remarks: Applicable door panel thickness 1-10mm
圆柱锁 Cylinder lock				
平面锁 Plane lock				
连杆锁 Rod control lock				
面板锁 Panel lock		DKS-10A		Feature Description: Material: SUS/SPCC body, spring, accessories Surface treatment: SPCC chrome plating, SUS grinding Structural function: open the flip cover to get rid of the fixing buckle, tighten the fixing buckle and lock it through the flip spring spring, easy and quick installation Uses: Generally use machinery, machine tools, toolboxes, wooden boxes and various sheet metal boxes Remarks: Applicable door panel thickness 1-10mm
搭扣锁 Tonggle and hook				
拉手 Handles				
限位 Door stop				
铰链 Hinge		DKS-10C		Feature Description: Material: SUS/SPCC body, spring, accessories Surface treatment: SPCC chrome plating, SUS grinding Structural function: open the flip cover to get rid of the fixing buckle, tighten the fixing buckle and lock it through the flip spring spring, easy and quick installation Uses: Generally use machinery, machine tools, toolboxes, wooden boxes and various sheet metal boxes Remarks: Applicable door panel thickness 1-10mm
冷库把手 Handle latch				
磁吸 Magnet catch				
附件 Accessories				

把手锁 Handle lock		DKS-10B		Feature Description: Material: SUS/SPCC body, spring, accessories Surface treatment: SPCC chrome plating, SUS grinding Structural function: open the flip cover to get rid of the fixing buckle, tighten the fixing buckle and lock it through the flip spring spring, easy and quick installation Uses: Generally use machinery, machine tools, toolboxes, wooden boxes and various sheet metal boxes Remarks: Applicable door panel thickness 1-10mm
圆柱锁 Cylinder lock				
平面锁 Plane lock				
连杆锁 Rod control lock				
面板锁 Panel lock		DKS-10C		Feature Description: Material: SUS/SPCC body, spring, accessories Surface treatment: SPCC chrome plating, SUS grinding Structural function: open the flip cover to get rid of the fixing buckle, tighten the fixing buckle and lock it through the flip spring spring, easy and quick installation Uses: Generally use machinery, machine tools, toolboxes, wooden boxes and various sheet metal boxes Remarks: Applicable door panel thickness 1-10mm
搭扣锁 Tonggle and hook				
拉手 Handles				
限位 Door stop				
铰链 Hinge		DKS-10C		Feature Description: Material: SUS/SPCC body, spring, accessories Surface treatment: SPCC chrome plating, SUS grinding Structural function: open the flip cover to get rid of the fixing buckle, tighten the fixing buckle and lock it through the flip spring spring, easy and quick installation Uses: Generally use machinery, machine tools, toolboxes, wooden boxes and various sheet metal boxes Remarks: Applicable door panel thickness 1-10mm
冷库把手 Handle latch				
磁吸 Magnet catch				
附件 Accessories				

把手锁 Handle lock			
圆柱锁 Cylinder lock			
平面锁 Plane lock			
连杆锁 Rod control lock			
面板锁 Panel lock			
搭扣锁 Tonggle and hook			
拉手 Handles			
限位 Door stop			
铰链 Hinge			
冷库把手 Handle latch			
磁吸 Magnet catch			
附件 Accessories			

DKS-10D

特征说明:

- 材 质: SUS/SPCC主体, 弹簧, 配件
- 表面处理: SPCC镀铬, SUS研磨
- 结构功能: 打开翻盖脱离固定扣, 通过翻盖弹簧收紧固定扣锁紧, 安装简单快捷
- 用 途: 一般使用机械、机床、工具箱、木制箱体和各种钣金箱体使用
- 备 注: 适用门板厚度1-10mm

Feature Description:


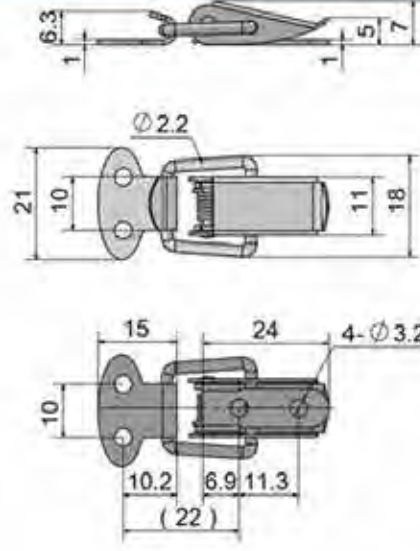
Material: SUS/SPCC body, spring, accessories

Surface treatment: SPCC chrome plating, SUS grinding

Structural function: open the flip cover to get rid of the fixing buckle, tighten the fixing buckle and lock it through the flip spring spring, easy and quick installation

Uses: Generally use machinery, machine tools, toolboxes, wooden boxes and various sheet metal boxes

Remarks: Applicable door panel thickness 1-10mm

把手锁 Handle lock			
圆柱锁 Cylinder lock			
平面锁 Plane lock			
连杆锁 Rod control lock			
面板锁 Panel lock			
搭扣锁 hook Tonggle and hook			
拉手 Handles			
限位 Door stop			
铰链 Hinge			
冷库把手 Handle latch			
磁吸 Magnet catch			
附件 Accessories			

DKS-11A

特征说明:

- 材 质: SUS/SPCC主体, 弹簧, 配件
- 表面处理: SPCC镀铬, SUS研磨
- 结构功能: 打开翻盖脱离固定扣, 通过翻盖弹簧收紧固定扣锁紧, 安装简单快捷
- 用 途: 一般使用机械、机床、工具箱、木制箱体和各种钣金箱体使用
- 备 注: 适用门板厚度1-10mm

Feature Description:


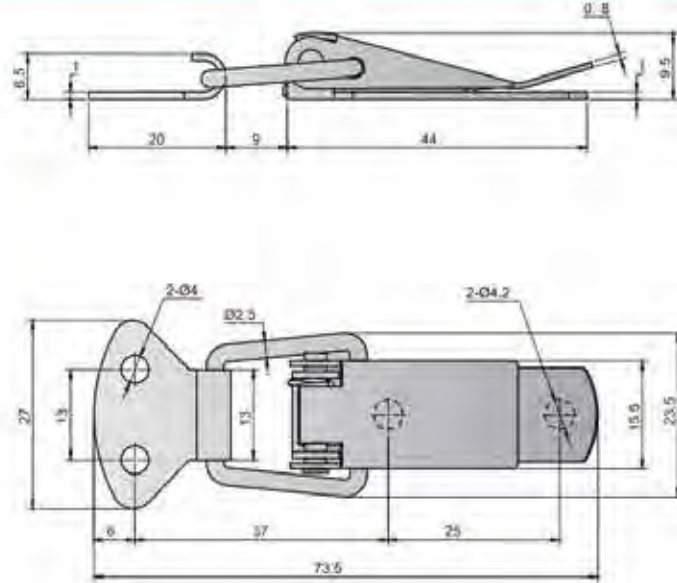


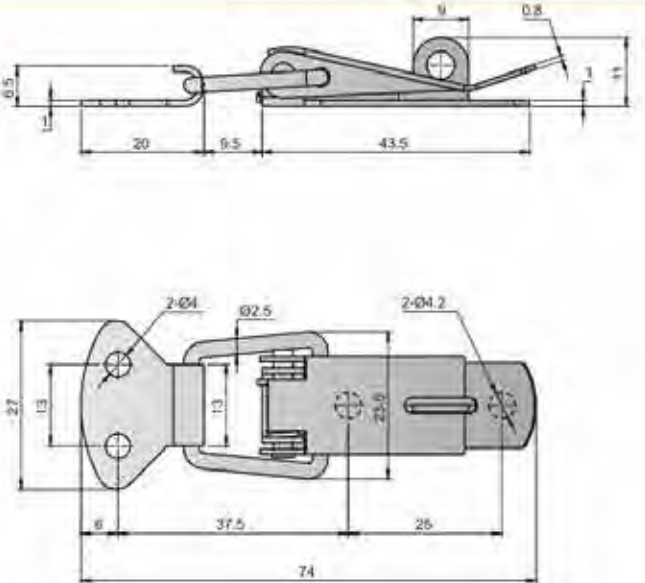

Material: SUS/SPCC body, spring, accessories


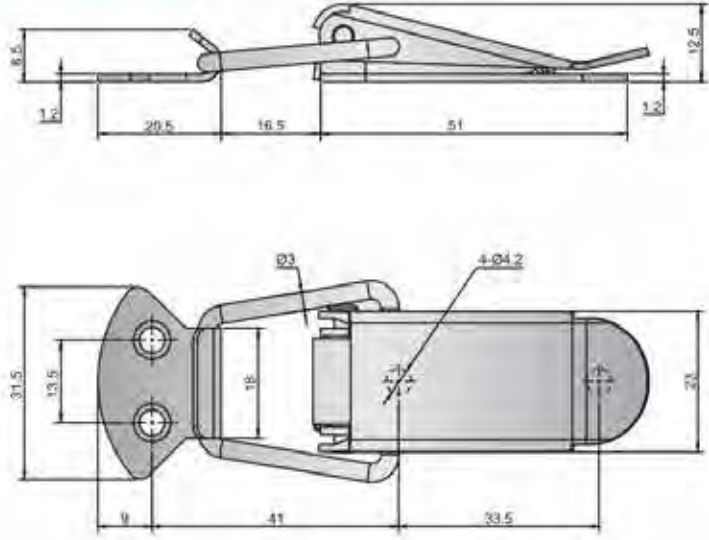


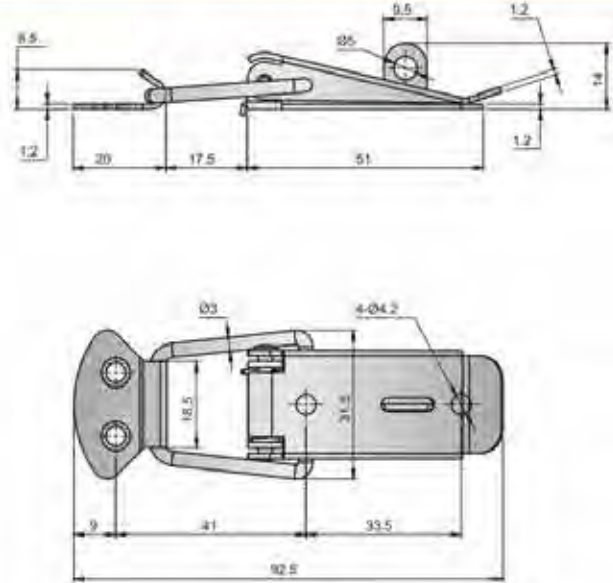

Surface treatment: SPCC chrome plating, SUS grinding


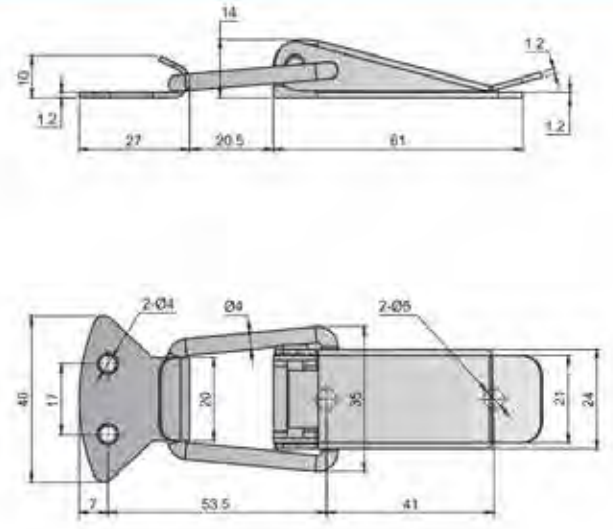
Structural function: open the flip cover to get rid of the fixing buckle, tighten the fixing buckle and lock it through the flip spring spring, easy and quick installation

Uses: Generally use machinery, machine tools, toolboxes, wooden boxes and various sheet metal boxes

Remarks: Applicable door panel thickness 1-10mm

把手锁 Handle lock			
圆柱锁 Cylinder lock			
平面锁 Plane lock			
连杆锁 Rod control lock			
面板锁 Panel lock	特征说明: 材 质: SUS/SPCC主体, 弹簧, 配件 表面处理: SPCC镀铬, SUS研磨 结构功能: 打开翻盖脱离固定扣, 通过翻盖钢线收紧固定扣锁紧, 安装简单快捷 用 途: 一般使用机械、机床、工具箱、木制箱体和各种钣金箱体使用 备 注: 适用门板厚度1-10mm	Feature Description: Material: SUS/SPCC body, spring, accessories Surface treatment: SPCC chrome plating, SUS grinding Structural function: open the flip cover to get rid of the fixing buckle, tighten the fixing buckle and lock it through the flip spring spring, easy and quick installation Uses: Generally use machinery, machine tools, toolboxes, wooden boxes and various sheet metal boxes Remarks: Applicable door panel thickness 1-10mm	
搭扣锁 Tonggle and hook			
拉手 Handles			
限位 Door stop			
铰链 Hinge			
冷库把手 Handle latch			
磁吸 Magnet catch	特征说明: 材 质: SUS/SPCC主体, 弹簧, 配件 表面处理: SPCC镀铬, SUS研磨 结构功能: 打开翻盖脱离固定扣, 通过翻盖钢线收紧固定扣锁紧, 安装简单快捷 用 途: 一般使用机械、机床、工具箱、木制箱体和各种钣金箱体使用 备 注: 适用门板厚度1-10mm	Feature Description: Material: SUS/SPCC body, spring, accessories Surface treatment: SPCC chrome plating, SUS grinding Structural function: open the flip cover to get rid of the fixing buckle, tighten the fixing buckle and lock it through the flip spring spring, easy and quick installation Uses: Generally use machinery, machine tools, toolboxes, wooden boxes and various sheet metal boxes Remarks: Applicable door panel thickness 1-10mm	
附件 Accessories			

把手锁 Handle lock			
圆柱锁 Cylinder lock			
平面锁 Plane lock			
连杆锁 Rod control lock			
面板锁 Panel lock	特征说明: 材 质: SUS/SPCC主体, 弹簧, 配件 表面处理: SPCC镀铬, SUS研磨 结构功能: 打开翻盖脱离固定扣, 通过翻盖钢线收紧固定扣锁紧, 安装简单快捷 用 途: 一般使用机械、机床、工具箱、木制箱体和各种钣金箱体使用 备 注: 适用门板厚度1-10mm	Feature Description: Material: SUS/SPCC body, spring, accessories Surface treatment: SPCC chrome plating, SUS grinding Structural function: open the flip cover to get rid of the fixing buckle, tighten the fixing buckle and lock it through the flip spring spring, easy and quick installation Uses: Generally use machinery, machine tools, toolboxes, wooden boxes and various sheet metal boxes Remarks: Applicable door panel thickness 1-10mm	
搭扣锁 Tonggle and hook			
拉手 Handles			
限位 Door stop			
铰链 Hinge			
冷库把手 Handle latch			
磁吸 Magnet catch	特征说明: 材 质: SUS/SPCC主体, 弹簧, 配件 表面处理: SPCC镀铬, SUS研磨 结构功能: 打开翻盖脱离固定扣, 通过翻盖钢线收紧固定扣锁紧, 安装简单快捷 用 途: 一般使用机械、机床、工具箱、木制箱体和各种钣金箱体使用 备 注: 适用门板厚度1-10mm	Feature Description: Material: SUS/SPCC body, spring, accessories Surface treatment: SPCC chrome plating, SUS grinding Structural function: open the flip cover to get rid of the fixing buckle, tighten the fixing buckle and lock it through the flip spring spring, easy and quick installation Uses: Generally use machinery, machine tools, toolboxes, wooden boxes and various sheet metal boxes Remarks: Applicable door panel thickness 1-10mm	
附件 Accessories			

把手锁 Handle lock			
圆柱锁 Cylinder lock			
平面锁 Plane lock			
连杆锁 Rod control lock			
面板锁 Panel lock			
搭扣锁 Tongle and hook			
拉手 Handles			
限位 Door stop			
铰链 Hinge			
冷库把手 Handle latch			
磁吸 Magnet catch			
附件 Accessories			

DKS-13A

特征说明:

材 质: SUS/SPCC主体, 弹簧, 配件

表面处理: SPCC镀铬, SUS研磨

结构功能: 打开翻盖脱离固定扣, 通过翻盖钢线收紧固定扣锁紧, 安装简单快捷

用 途: 一般使用机械、机床、工具箱、木制箱体和各种钣金箱体使用

备 注: 适用门板厚度1-10mm

Feature Description:

Material: SUS/SPCC body, spring, accessories

Surface treatment: SPCC chrome plating, SUS grinding

Structural function: open the flip cover to get rid of the fixing buckle, tighten the fixing buckle and lock it through the flip spring spring, easy and quick installation

Uses: Generally use machinery, machine tools, toolboxes, wooden boxes and various sheet metal boxes

Remarks: Applicable door panel thickness 1-10mm

DKS-13B

特征说明:

材 质: SUS/SPCC主体, 弹簧, 配件

表面处理: SPCC镀铬, SUS研磨

结构功能: 打开翻盖脱离固定扣, 通过翻盖钢线收紧固定扣锁紧, 安装简单快捷

用 途: 一般使用机械、机床、工具箱、木制箱体和各种钣金箱体使用

备 注: 适用门板厚度1-10mm

Feature Description:


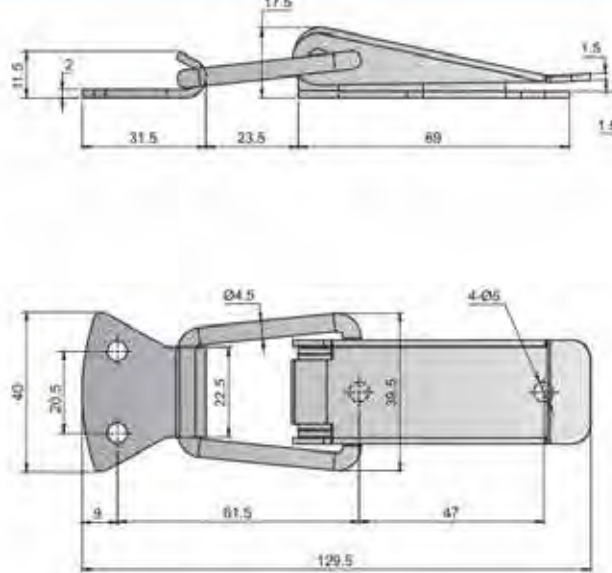
Material: SUS/SPCC body, spring, accessories

Surface treatment: SPCC chrome plating, SUS grinding

Structural function: open the flip cover to get rid of the fixing buckle, tighten the fixing buckle and lock it through the flip spring spring, easy and quick installation

Uses: Generally use machinery, machine tools, toolboxes, wooden boxes and various sheet metal boxes

Remarks: Applicable door panel thickness 1-10mm

把手锁 Handle lock			
圆柱锁 Cylinder lock			
平面锁 Plane lock			
连杆锁 Rod control lock			
面板锁 Panel lock			
搭扣锁 hook Tongle and hook			
拉手 Handles			
限位 Door stop			
铰链 Hinge			
冷库把手 Handle latch			
磁吸 Magnet catch			
附件 Accessories			

DKS-14A

特征说明:

材 质: SUS/SPCC主体, 弹簧, 配件

表面处理: SPCC镀铬, SUS研磨

结构功能: 打开翻盖脱离固定扣, 通过翻盖钢线收紧固定扣锁紧, 安装简单快捷

用 途: 一般使用机械、机床、工具箱、木制箱体和各种钣金箱体使用

备 注: 适用门板厚度1-10mm

Feature Description:

Material: SUS/SPCC body, spring, accessories

Surface treatment: SPCC chrome plating, SUS grinding

Structural function: open the flip cover to get rid of the fixing buckle, tighten the fixing buckle and lock it through the flip spring spring, easy and quick installation

Uses: Generally use machinery, machine tools, toolboxes, wooden boxes and various sheet metal boxes

Remarks: Applicable door panel thickness 1-10mm

DKS-14B

特征说明:

材 质: SUS/SPCC主体, 弹簧, 配件

表面处理: SPCC镀铬, SUS研磨

结构功能: 打开翻盖脱离固定扣, 通过翻盖钢线收紧固定扣锁紧, 安装简单快捷

用 途: 一般使用机械、机床、工具箱、木制箱体和各种钣金箱体使用

备 注: 适用门板厚度1-10mm

Feature Description:


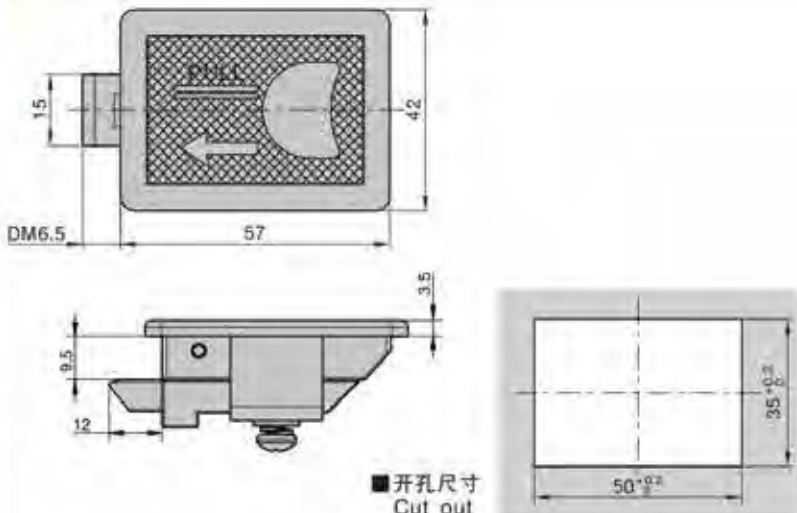
Material: SUS/SPCC body, spring, accessories

Surface treatment: SPCC chrome plating, SUS grinding

Structural function: open the flip cover to get rid of the fixing buckle, tighten the fixing buckle and lock it through the flip spring spring, easy and quick installation

Uses: Generally use machinery, machine tools, toolboxes, wooden boxes and various sheet metal boxes

Remarks: Applicable door panel thickness 1-10mm

把手锁 Handle lock			
圆柱锁 Cylinder lock			
平面锁 Plane lock			
连杆锁 Rod control lock			
面板锁 Panel lock			
搭扣锁 Tongle and hook			
拉手 Handles			
限位 Door stop			
铰链 Hinge			
冷库把手 Handle latch			
磁吸 Magnet catch			
附件 Accessories			

DKS-15

特征说明:

- 材 质: 锌合金锁壳, 扣手, 锁舌, A3钢固定件
- 表面处理: 黑色, 镀铬
- 结构功能: 拉动扣手锁舌伸出开启, 放开扣手自动复位锁闭, 通过螺丝安装方便快捷
- 用 途: 一般适用于小型机箱, 电器, 机床, 机械钣金箱体柜门使用
- 备 注: 适用门板厚度1-3mm

Feature Description:

Material: zinc alloy lock shell, clasp handle, lock tongue, A3 steel fixing

Surface treatment: black, chrome plated

Structural function: pull the lock tongue of the buckle hand to expand and open, release the lock hand to automatically reset and lock, easy and fast installation through screws

Uses: Generally suitable for small chassis, electrical box, machine tool, mechanical sheet metal box cabinet door

Remarks: Applicable door panel thickness 1-3mm

DKS-15A

特征说明:

- 材 质: 锌合金锁壳, 扣手, 锁舌, A3钢固定件
- 表面处理: 黑色, 镀铬
- 结构功能: 拉动扣手锁舌伸出开启, 放开扣手自动复位锁闭, 通过螺丝安装方便快捷
- 用 途: 一般适用于小型机箱, 电器, 机床, 机械钣金箱体柜门使用
- 备 注: 适用门板厚度1-3mm

Feature Description:


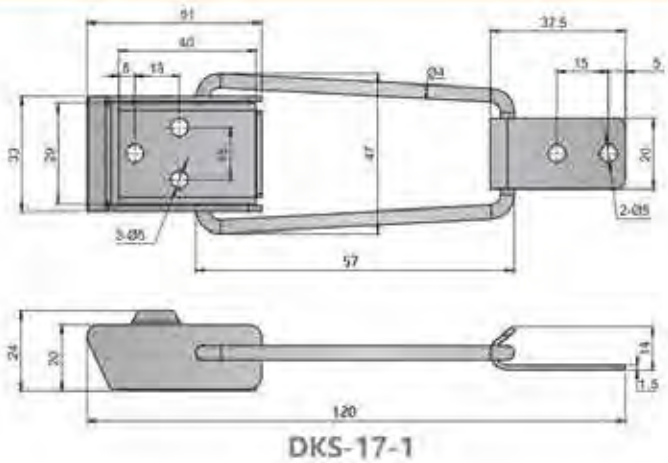
Material: zinc alloy lock shell, clasp handle, lock tongue, A3 steel fixing

Surface treatment: black, chrome plated

Structural function: pull the lock tongue of the buckle hand to expand and open, release the lock hand to automatically reset and lock, easy and fast installation through screws

Uses: Generally suitable for small chassis, electrical box, machine tool, mechanical sheet metal box cabinet door

Remarks: Applicable door panel thickness 1-3mm

把手锁 Handle lock			
圆柱锁 Cylinder lock			
平面锁 Plane lock			
连杆锁 Rod control lock			
面板锁 Panel lock			
搭扣锁 hook Tongle and hook			
拉手 Handles			
限位 Door stop			
铰链 Hinge			
冷库把手 Handle latch			
磁吸 Magnet catch			
附件 Accessories			

DKS-17-1

特征说明:

- 材 质: SUS/SPCC主体, 弹簧, 配件
- 表面处理: SPCC镀铬, SUS研磨
- 结构功能: 打开翻盖脱离固定扣, 通过弹簧复位收紧固定扣锁紧, 安装简单快捷
- 用 途: 一般使用机械, 机床, 工具箱, 木箱箱体和各种钣金箱体使用
- 备 注: 适用门板厚度1-10mm

Feature Description:

Material: SUS/SPCC body, spring, accessories

Surface treatment: SPCC chrome plating, SUS grinding

Structural function: open the flip cover to get rid of the fixing buckle, tighten the fixing buckle and lock it through the flip spring spring, easy and quick installation

Uses: Generally use machinery, machine tools, toolboxes, wooden boxes and various sheet metal boxes

Remarks: Applicable door panel thickness 1-10mm

DKS-17-2

特征说明:

- 材 质: SUS/SPCC主体, 弹簧, 配件
- 表面处理: SPCC镀铬, SUS研磨
- 结构功能: 打开翻盖脱离固定扣, 通过弹簧复位收紧固定扣锁紧, 安装简单快捷
- 用 途: 一般使用机械, 机床, 工具箱, 木箱箱体和各种钣金箱体使用
- 备 注: 适用门板厚度1-10mm

Feature Description:

Material: SUS/SPCC body, spring, accessories

Surface treatment: SPCC chrome plating, SUS grinding

Structural function: open the flip cover to get rid of the fixing buckle, tighten the fixing buckle and lock it through the flip spring spring, easy and quick installation

Uses: Generally use machinery, machine tools, toolboxes, wooden boxes and various sheet metal boxes

Remarks: Applicable door panel thickness 1-10mm

DKS-17-3

特征说明:

- 材 质: SUS/SPCC主体, 弹簧, 配件
- 表面处理: SPCC镀铬, SUS研磨
- 结构功能: 打开翻盖脱离固定扣, 通过弹簧复位收紧固定扣锁紧, 安装简单快捷
- 用 途: 一般使用机械, 机床, 工具箱, 木箱箱体和各种钣金箱体使用
- 备 注: 适用门板厚度1-10mm

Feature Description:

Material: SUS/SPCC body, spring, accessories

Surface treatment: SPCC chrome plating, SUS grinding


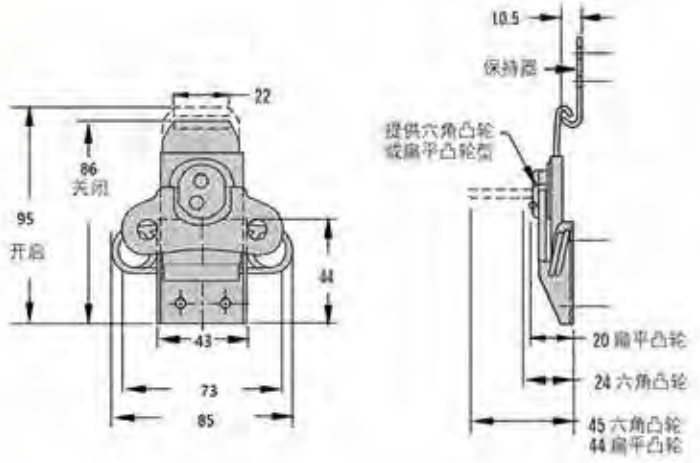
Structural function: open the flip cover to get rid of the fixing buckle, tighten the fixing buckle and lock it through the flip spring spring, easy and quick installation

Uses: Generally use machinery, machine tools, toolboxes, wooden boxes and various sheet metal boxes

Remarks: Applicable door panel thickness 1-10mm

把手锁 Handle lock	 DKS-19A	 特征说明: 材质: SUS/SPCC主体、弹簧、配件 表面处理: SPCC镀铬、SUS研磨 结构功能: 打开翻盖脱离固定扣, 通过翻盖弹簧收紧, 固定扣锁紧, 安装简易快捷 用途: 一般使用机械、机床、工具箱、木制箱体和各种钣金箱体使用 备注: 适用门板厚度1-10mm	Feature Description: Material: SUS/SPCC body, spring, accessories Surface treatment: SPCC chrome plating, SUS grinding Structural function: open the flip cover to get rid of the fixing buckle, tighten the fixing buckle and lock it through the flip spring spring, easy and quick installation Uses: Generally use machinery, machine tools, toolboxes, wooden boxes and various sheet metal boxes Remarks: Applicable door panel thickness 1-10mm
圆柱锁 Cylinder lock			
平面锁 Plane lock			
连杆锁 Rod control lock			
面板锁 Panel lock	 DKS-19B	 特征说明: 材质: SUS/SPCC主体、弹簧、配件 表面处理: SPCC镀铬、SUS研磨 结构功能: 打开翻盖脱离固定扣, 通过翻盖弹簧收紧, 固定扣锁紧, 安装简易快捷 用途: 一般使用机械、机床、工具箱、木制箱体和各种钣金箱体使用 备注: 适用门板厚度1-10mm	Feature Description: Material: SUS/SPCC body, spring, accessories Surface treatment: SPCC chrome plating, SUS grinding Structural function: open the flip cover to get rid of the fixing buckle, tighten the fixing buckle and lock it through the flip spring spring, easy and quick installation Uses: Generally use machinery, machine tools, toolboxes, wooden boxes and various sheet metal boxes Remarks: Applicable door panel thickness 1-10mm
搭扣锁 Tongle and hook			
拉手 Handles			
限位 Door stop			
铰链 Hinge	 DKS-20A	 特征说明: 材质: SUS/SPCC主体、弹簧、配件 表面处理: SPCC镀铬、SUS研磨 结构功能: 打开翻盖左右旋转锁舌伸开或关闭, 通过螺丝固定, 快速安装拆卸 用途: 一般使用机械、机床、工具箱、木制箱体和各种钣金箱体使用 备注: 适用门板厚度1-10mm	Feature Description: Material: SUS/SPCC body, spring, accessories Surface treatment: SPCC chrome plating, SUS grinding Structural function: open the flip cover to get rid of the fixing buckle, tighten the fixing buckle and lock it through the flip spring spring, easy and quick installation Uses: Generally use machinery, machine tools, toolboxes, wooden boxes and various sheet metal boxes Remarks: Applicable door panel thickness 1-10mm
冷库把手 Handle latch			
磁吸 Magnet catch			
附件 Accessories			

把手锁 Handle lock	 DKS-20	 特征说明: 材质: SUS/SPCC主体、弹簧、配件 表面处理: SPCC镀铬、SUS研磨 结构功能: 打开翻盖左右旋转锁舌伸开或关闭, 通过螺丝固定, 快速安装拆卸 用途: 一般使用机械、机床、工具箱、木制箱体和各种钣金箱体使用 备注: 适用门板厚度1-10mm	Feature Description: Material: SUS/SPCC body, spring, accessories Surface treatment: SPCC chrome plating, SUS grinding Structural function: open the flip cover to get rid of the fixing buckle, tighten the fixing buckle and lock it through the flip spring spring, easy and quick installation Uses: Generally use machinery, machine tools, toolboxes, wooden boxes and various sheet metal boxes Remarks: Applicable door panel thickness 1-10mm
圆柱锁 Cylinder lock			
平面锁 Plane lock			
连杆锁 Rod control lock			
面板锁 Panel lock	 DKS-20A	 特征说明: 材质: SUS/SPCC主体、弹簧、配件 表面处理: SPCC镀铬、SUS研磨 结构功能: 打开翻盖左右旋转锁舌伸开或关闭, 通过螺丝固定, 快速安装拆卸 用途: 一般使用机械、机床、工具箱、木制箱体和各种钣金箱体使用 备注: 适用门板厚度1-10mm	Feature Description: Material: SUS/SPCC body, spring, accessories Surface treatment: SPCC chrome plating, SUS grinding Structural function: open the flip cover to get rid of the fixing buckle, tighten the fixing buckle and lock it through the flip spring spring, easy and quick installation Uses: Generally use machinery, machine tools, toolboxes, wooden boxes and various sheet metal boxes Remarks: Applicable door panel thickness 1-10mm
搭扣锁 Tongle and hook			
拉手 Handles			
限位 Door stop			
铰链 Hinge	 DKS-20A	 特征说明: 材质: SUS/SPCC主体、弹簧、配件 表面处理: SPCC镀铬、SUS研磨 结构功能: 打开翻盖左右旋转锁舌伸开或关闭, 通过螺丝固定, 快速安装拆卸 用途: 一般使用机械、机床、工具箱、木制箱体和各种钣金箱体使用 备注: 适用门板厚度1-10mm	Feature Description: Material: SUS/SPCC body, spring, accessories Surface treatment: SPCC chrome plating, SUS grinding Structural function: open the flip cover to get rid of the fixing buckle, tighten the fixing buckle and lock it through the flip spring spring, easy and quick installation Uses: Generally use machinery, machine tools, toolboxes, wooden boxes and various sheet metal boxes Remarks: Applicable door panel thickness 1-10mm
冷库把手 Handle latch			
磁吸 Magnet catch			
附件 Accessories			

把手锁 Handle lock		
圆柱锁 Cylinder lock		
平面锁 Plane lock		
连杆锁 Rod control lock		
面板锁 Panel lock		
搭扣锁 Tongle and hook		
拉手 Handles		
限位 Door stop		
铰链 Hinge		
冷库把手 Handle latch		
磁吸 Magnet catch		
附件 Accessories		

DKS-20B

特征说明:

材 质: SUS/SPCC主体, 弹簧, 配件

表面处理: SPCC镀铬, SUS研磨

结构功能: 打开翻盖左右旋转锁舌伸开或关闭, 通过螺丝固定, 快速安装拆卸

用 途: 一般使用机械, 机床, 工具箱, 木制箱体和各种钣金箱体使用

备 注: 适用门板厚度1-10mm

Feature Description:

Material: SUS/SPCC body, spring, accessories

Surface treatment: SPCC chrome plating, SUS grinding

Structural function: open the flip cover to get rid of the fixing buckle, tighten the fixing buckle and lock it through the flip spring spring, easy and quick installation

Uses: Generally use machinery, machine tools, toolboxes, wooden boxes and various sheet metal boxes

Remarks: Applicable door panel thickness 1-10mm

DKS-20C

特征说明:

材 质: SUS/SPCC主体, 弹簧, 配件

表面处理: SPCC镀铬, SUS研磨

结构功能: 打开翻盖左右旋转锁舌伸开或关闭, 通过螺丝固定, 快速安装拆卸

用 途: 一般使用机械, 机床, 工具箱, 木制箱体和各种钣金箱体使用

备 注: 适用门板厚度1-10mm

Feature Description:


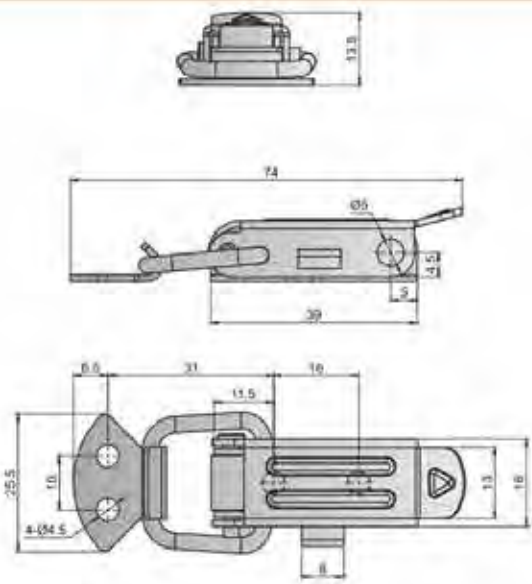
Material: SUS/SPCC body, spring, accessories

Surface treatment: SPCC chrome plating, SUS grinding

Structural function: open the flip cover to get rid of the fixing buckle, tighten the fixing buckle and lock it through the flip spring spring, easy and quick installation

Uses: Generally use machinery, machine tools, toolboxes, wooden boxes and various sheet metal boxes

Remarks: Applicable door panel thickness 1-10mm

把手锁 Handle lock		
圆柱锁 Cylinder lock		
平面锁 Plane lock		
连杆锁 Rod control lock		
面板锁 Panel lock		
搭扣锁 Tongle and hook		
拉手 Handles		
限位 Door stop		
铰链 Hinge		
冷库把手 Handle latch		
磁吸 Magnet catch		
附件 Accessories		

DKS-21

特征说明:

材 质: SUS/SPCC主体, 弹簧, 配件

表面处理: SPCC镀铬, SUS研磨

结构功能: 打开翻盖左右旋转锁舌伸开或关闭, 通过螺丝固定, 快速安装拆卸

用 途: 一般使用机械, 机床, 工具箱, 木制箱体和各种钣金箱体使用

备 注: 适用门板厚度1-10mm

Feature Description:

Material: SUS/SPCC body, spring, accessories

Surface treatment: SPCC chrome plating, SUS grinding

Structural function: open the flip cover to get rid of the fixing buckle, tighten the fixing buckle and lock it through the flip spring spring, easy and quick installation

Uses: Generally use machinery, machine tools, toolboxes, wooden boxes and various sheet metal boxes

Remarks: Applicable door panel thickness 1-10mm

DKS-22

特征说明:

材 质: SUS/SPCC主体, 弹簧, 配件

表面处理: SPCC镀铬, SUS研磨

结构功能: 打开翻盖左右旋转锁舌伸开或关闭, 通过螺丝固定, 快速安装拆卸

用 途: 一般使用机械, 机床, 工具箱, 木制箱体和各种钣金箱体使用

备 注: 适用门板厚度1-10mm

Feature Description:

Material: SUS/SPCC body, spring, accessories

Surface treatment: SPCC chrome plating, SUS grinding


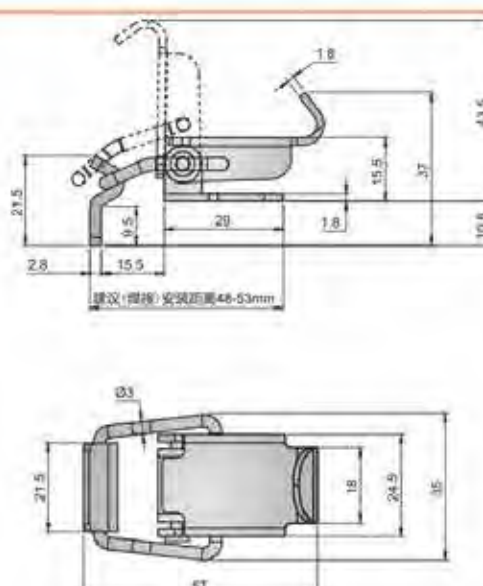
Structural function: open the flip cover to get rid of the fixing buckle, tighten the fixing buckle and lock it through the flip spring spring, easy and quick installation

Uses: Generally use machinery, machine tools, toolboxes, wooden boxes and various sheet metal boxes

Remarks: Applicable door panel thickness 1-10mm

把手锁 Handle lock	 DKS-23A	 特征说明: >材 质: SUS/SPCC主体, 弹簧, 配件 >表面处理: SPCC镀铬, SUS研磨 >结构功能: 打开翻盖脱离固定扣, 通过翻盖弹簧收紧固定扣锁紧, 安装简单快捷 >用 途: 一般使用机械, 机床, 工具箱, 木料箱体和各种钣金箱体使用 >备 注: 适用门板厚度1-10mm	Feature Description: Material: SUS/SPCC body, spring, accessories Surface treatment: SPCC chrome plating, SUS grinding Structural function: open the flip cover to get rid of the fixing buckle, tighten the fixing buckle and lock it through the flip spring spring, easy and quick installation Uses: Generally use machinery, machine tools, toolboxes, wooden boxes and various sheet metal boxes Remarks: Applicable door panel thickness 1-10mm
圆柱锁 Cylinder lock			
平面锁 Plane lock			
连杆锁 Rod control lock			
面板锁 Panel lock	 DKS-23B	 特征说明: >材 质: SUS/SPCC主体, 弹簧, 配件 >表面处理: SPCC镀铬, SUS研磨 >结构功能: 打开翻盖脱离固定扣, 通过翻盖弹簧收紧固定扣锁紧, 安装简单快捷 >用 途: 一般使用机械, 机床, 工具箱, 木料箱体和各种钣金箱体使用 >备 注: 适用门板厚度1-10mm	Feature Description: Material: SUS/SPCC body, spring, accessories Surface treatment: SPCC chrome plating, SUS grinding Structural function: open the flip cover to get rid of the fixing buckle, tighten the fixing buckle and lock it through the flip spring spring, easy and quick installation Uses: Generally use machinery, machine tools, toolboxes, wooden boxes and various sheet metal boxes Remarks: Applicable door panel thickness 1-10mm
搭扣锁 Tonggle and hook			
拉手 Handles			
限位 Door stop			
铰链 Hinge	 DKS-25	 特征说明: >材 质: SUS/SPCC主体, 弹簧, 配件 >表面处理: SPCC镀铬, SUS研磨 >结构功能: 打开翻盖脱离固定扣, 通过翻盖弹簧收紧固定扣锁紧, 安装简单快捷 >用 途: 一般使用机械, 机床, 工具箱, 木料箱体和各种钣金箱体使用 >备 注: 适用门板厚度1-10mm	Feature Description: Material: SUS/SPCC body, spring, accessories Surface treatment: SPCC chrome plating, SUS grinding Structural function: open the flip cover to get rid of the fixing buckle, tighten the fixing buckle and lock it through the flip spring spring, easy and quick installation Uses: Generally use machinery, machine tools, toolboxes, wooden boxes and various sheet metal boxes Remarks: Applicable door panel thickness 1-10mm
冷库把手 Handle latch			
磁吸 Magnet catch			
附件 Accessories			

把手锁 Handle lock	 DKS-24	 特征说明: >材 质: SUS/SPCC主体, 弹簧, 配件 >表面处理: SPCC镀铬, SUS研磨 >结构功能: 打开翻盖脱离固定扣, 通过翻盖弹簧收紧固定扣锁紧, 安装简单快捷 >用 途: 一般使用机械, 机床, 工具箱, 木料箱体和各种钣金箱体使用 >备 注: 适用门板厚度1-10mm	Feature Description: Material: SUS/SPCC body, spring, accessories Surface treatment: SPCC chrome plating, SUS grinding Structural function: open the flip cover to get rid of the fixing buckle, tighten the fixing buckle and lock it through the flip spring spring, easy and quick installation Uses: Generally use machinery, machine tools, toolboxes, wooden boxes and various sheet metal boxes Remarks: Applicable door panel thickness 1-10mm
圆柱锁 Cylinder lock			
平面锁 Plane lock			
连杆锁 Rod control lock			
面板锁 Panel lock	 DKS-25	 特征说明: >材 质: SUS/SPCC主体, 弹簧, 配件 >表面处理: SPCC镀铬, SUS研磨 >结构功能: 打开翻盖脱离固定扣, 通过翻盖弹簧收紧固定扣锁紧, 安装简单快捷 >用 途: 一般使用机械, 机床, 工具箱, 木料箱体和各种钣金箱体使用 >备 注: 适用门板厚度1-10mm	Feature Description: Material: SUS/SPCC body, spring, accessories Surface treatment: SPCC chrome plating, SUS grinding Structural function: open the flip cover to get rid of the fixing buckle, tighten the fixing buckle and lock it through the flip spring spring, easy and quick installation Uses: Generally use machinery, machine tools, toolboxes, wooden boxes and various sheet metal boxes Remarks: Applicable door panel thickness 1-10mm
搭扣锁 Tonggle and hook			
拉手 Handles			
限位 Door stop			
铰链 Hinge	 DKS-25	 特征说明: >材 质: SUS/SPCC主体, 弹簧, 配件 >表面处理: SPCC镀铬, SUS研磨 >结构功能: 打开翻盖脱离固定扣, 通过翻盖弹簧收紧固定扣锁紧, 安装简单快捷 >用 途: 一般使用机械, 机床, 工具箱, 木料箱体和各种钣金箱体使用 >备 注: 适用门板厚度1-10mm	Feature Description: Material: SUS/SPCC body, spring, accessories Surface treatment: SPCC chrome plating, SUS grinding Structural function: open the flip cover to get rid of the fixing buckle, tighten the fixing buckle and lock it through the flip spring spring, easy and quick installation Uses: Generally use machinery, machine tools, toolboxes, wooden boxes and various sheet metal boxes Remarks: Applicable door panel thickness 1-10mm
冷库把手 Handle latch			
磁吸 Magnet catch			
附件 Accessories			

把手锁 Handle lock		
圆柱锁 Cylinder lock		
平面锁 Plane lock		
连杆锁 Rod control lock		
面板锁 Panel lock		
搭扣锁 Tongle and hook		
拉手 Handles		
限位 Door stop		
铰链 Hinge		
冷库把手 Handle latch		
磁吸 Magnet catch		
附件 Accessories		

DKS-26

特征说明:

- 材 质: SUS/SPCC主体, 弹簧, 配件
- 表面处理: SPCC镀铬, SUS研磨
- 结构功能: 打开翻盖脱离固定扣, 通过翻盖弹簧收紧固定扣锁紧, 安装简易快捷
- 用 途: 一般使用机械、机床、工具箱、木制箱体和各种钣金箱体使用
- 备 注: 适用门板厚度1-10mm

Feature Description:


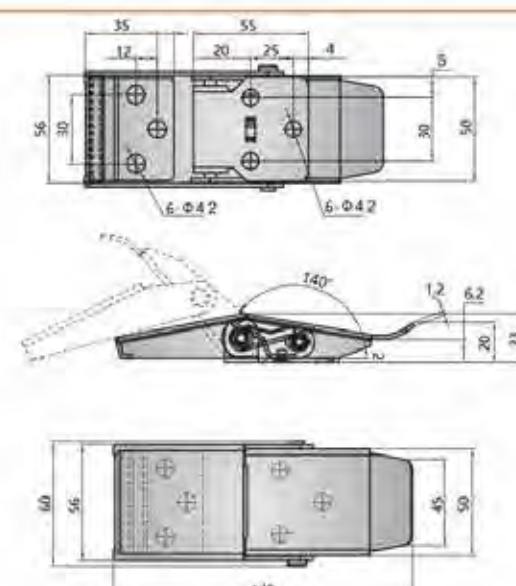
Material: SUS/SPCC body, spring, accessories

Surface treatment: SPCC chrome plating, SUS grinding

Structural function: open the flip cover to get rid of the fixing buckle, tighten the fixing buckle and lock it through the flip spring spring, easy and quick installation

Uses: Generally use machinery, machine tools, toolboxes, wooden boxes and various sheet metal boxes

Remarks: Applicable door panel thickness 1-10mm

把手锁 Handle lock		
圆柱锁 Cylinder lock		
平面锁 Plane lock		
连杆锁 Rod control lock		
面板锁 Panel lock		
搭扣锁 hook Tongle and hook		
拉手 Handles		
限位 Door stop		
铰链 Hinge		
冷库把手 Handle latch		
磁吸 Magnet catch		
附件 Accessories		

**DKS-28无锁
DKS-28B带挂**

特征说明:

- 材 质: SUS/SPCC主体, 弹簧, 配件
- 表面处理: SPCC镀铬, SUS研磨
- 结构功能: 打开翻盖脱离固定扣, 通过翻盖弹簧收紧固定扣锁紧, 安装简易快捷
- 用 途: 一般使用机械、机床、工具箱、木制箱体和各种钣金箱体使用
- 备 注: 适用门板厚度1-10mm

Feature Description:


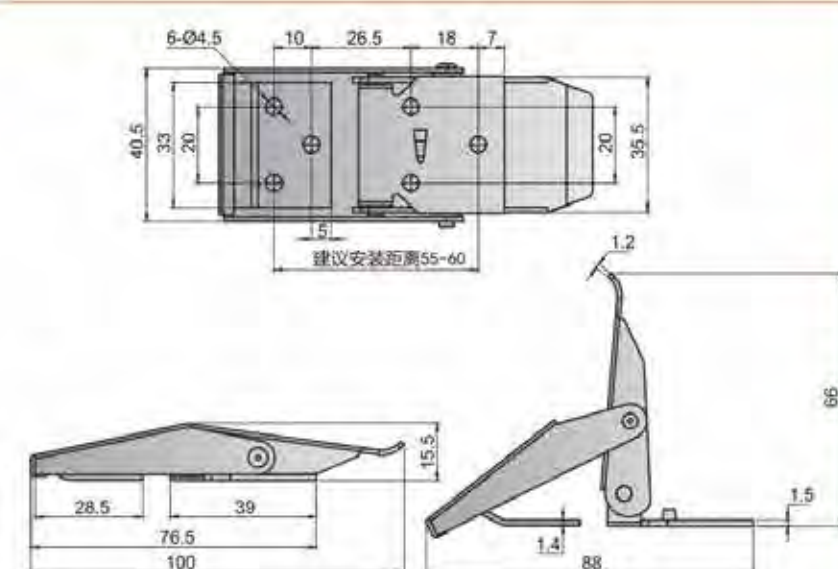
Material: SUS/SPCC body, spring, accessories

Surface treatment: SPCC chrome plating, SUS grinding

Structural function: open the flip cover to get rid of the fixing buckle, tighten the fixing buckle and lock it through the flip spring spring, easy and quick installation

Uses: Generally use machinery, machine tools, toolboxes, wooden boxes and various sheet metal boxes

Remarks: Applicable door panel thickness 1-10mm

拉手 Handles		
限位 Door stop		
铰链 Hinge		
冷库把手 Handle latch		
磁吸 Magnet catch		
附件 Accessories		

**DKS-29无锁
DKS-29B带挂**

特征说明:

- 材 质: SUS/SPCC主体, 弹簧, 配件
- 表面处理: SPCC镀铬, SUS研磨
- 结构功能: 打开翻盖脱离固定扣, 通过翻盖弹簧收紧固定扣锁紧, 安装简易快捷
- 用 途: 一般使用机械、机床、工具箱、木制箱体和各种钣金箱体使用
- 备 注: 适用门板厚度1-10mm

Feature Description:


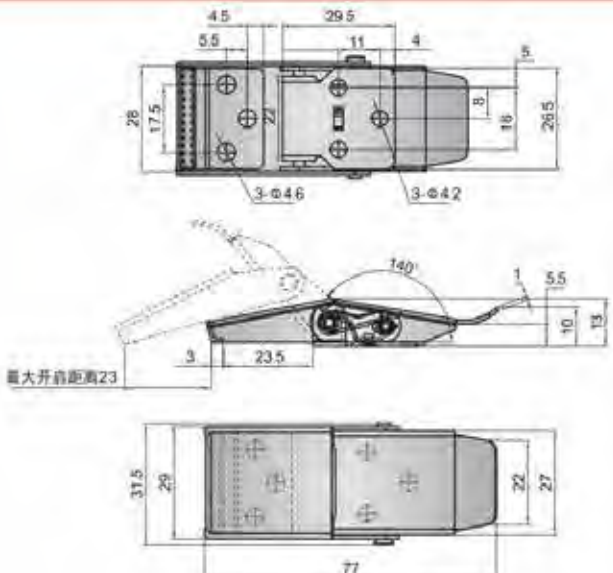

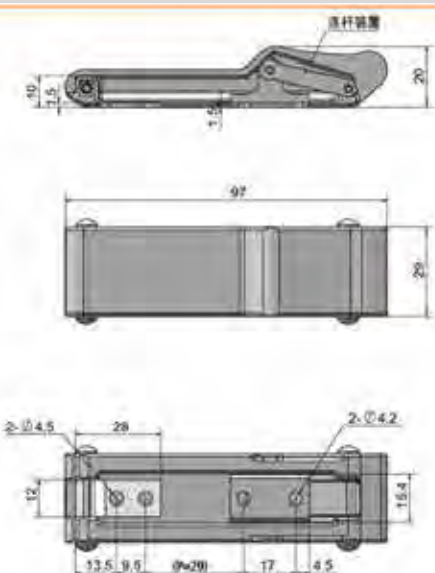
Material: SUS/SPCC body, spring, accessories


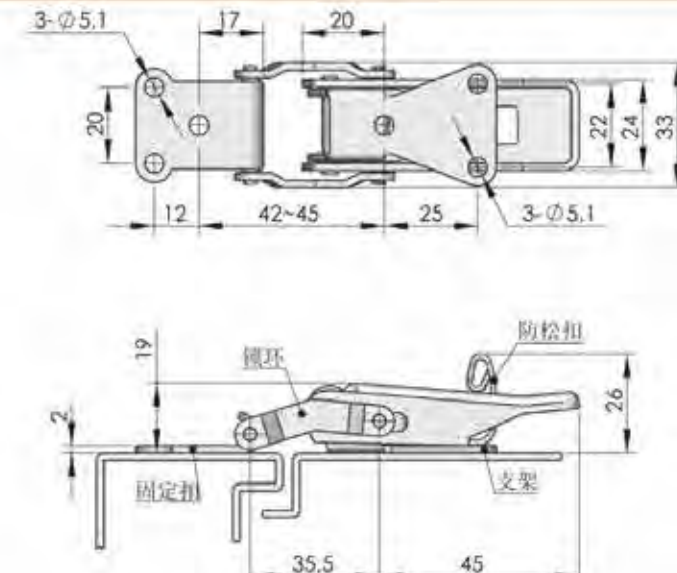

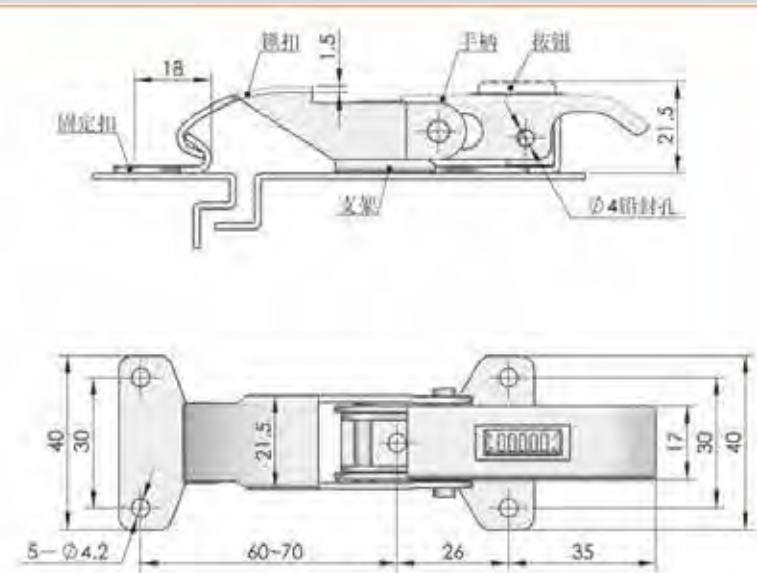
Surface treatment: SPCC chrome plating, SUS grinding


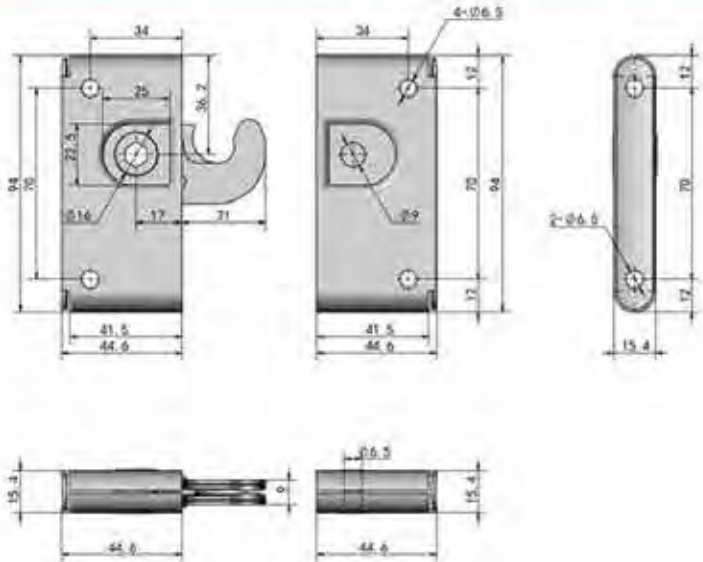

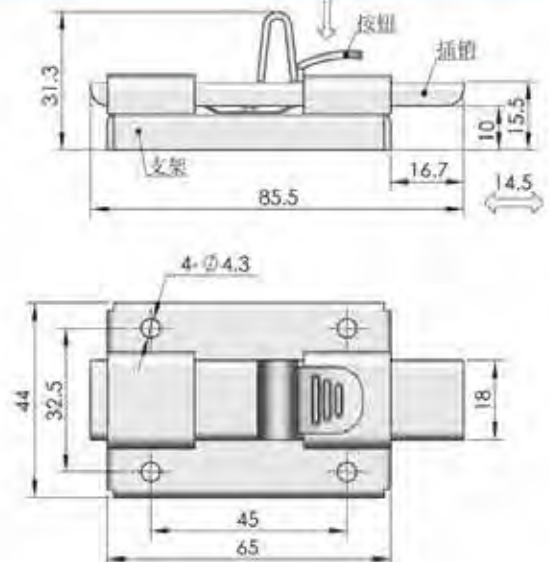

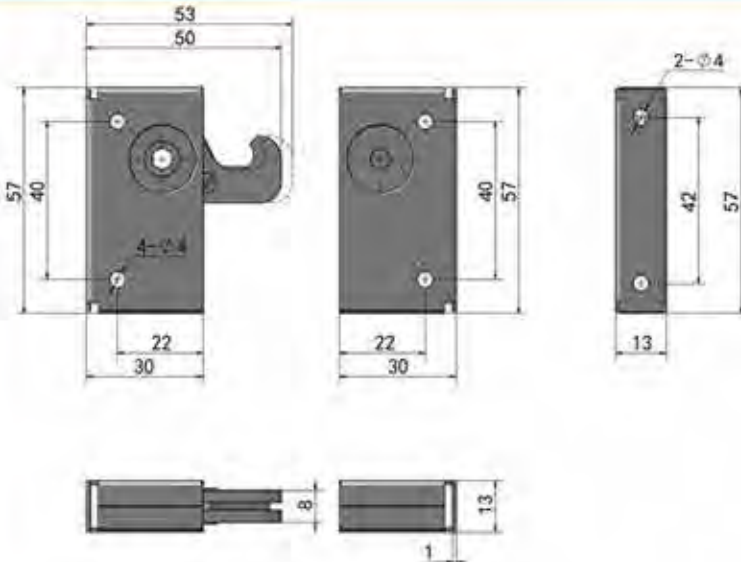
Structural function: open the flip cover to get rid of the fixing buckle, tighten the fixing buckle and lock it through the flip spring spring, easy and quick installation


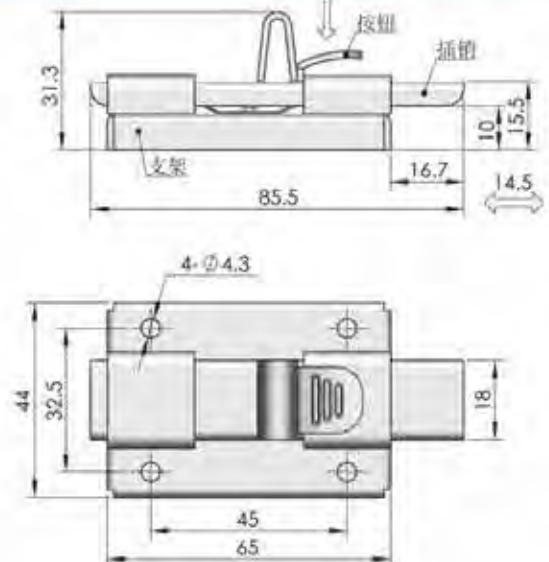

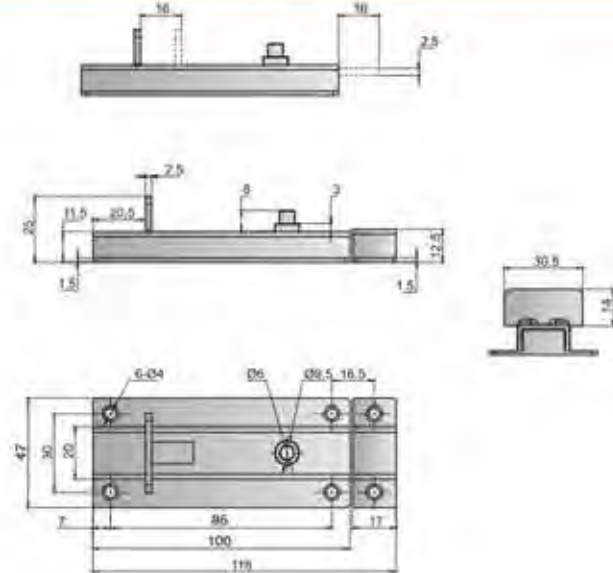

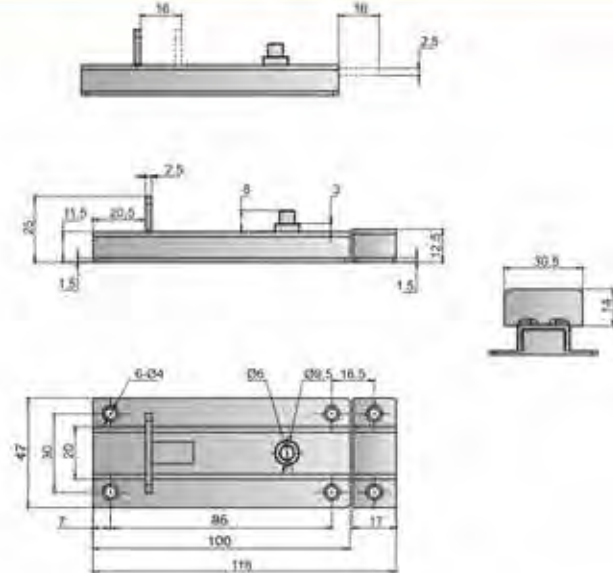
Uses: Generally use machinery, machine tools, toolboxes, wooden boxes and various sheet metal boxes


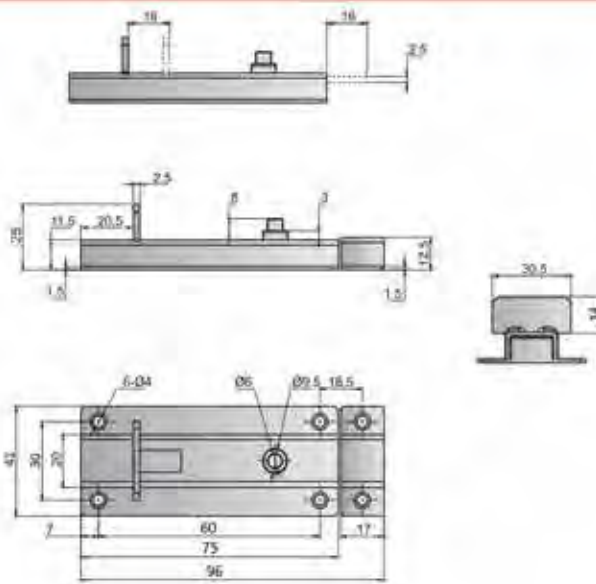

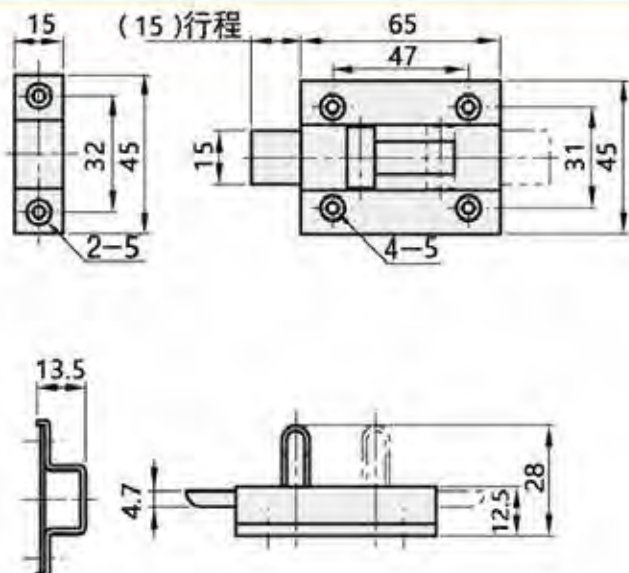
Remarks: Applicable door panel thickness 1-10mm


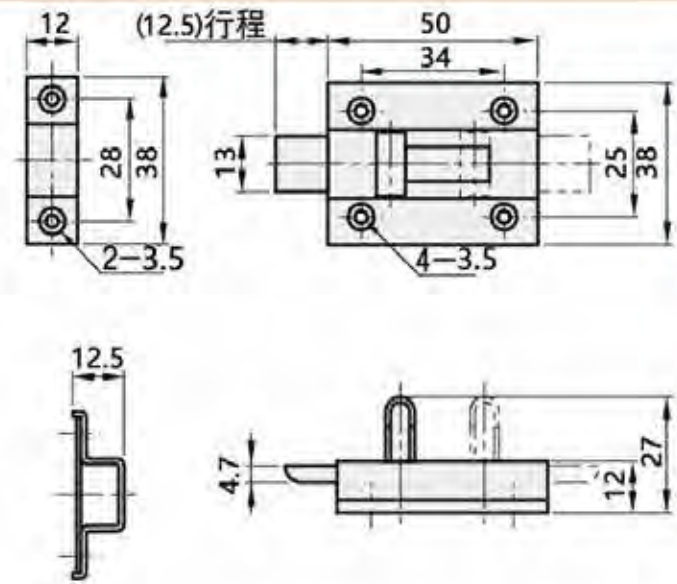

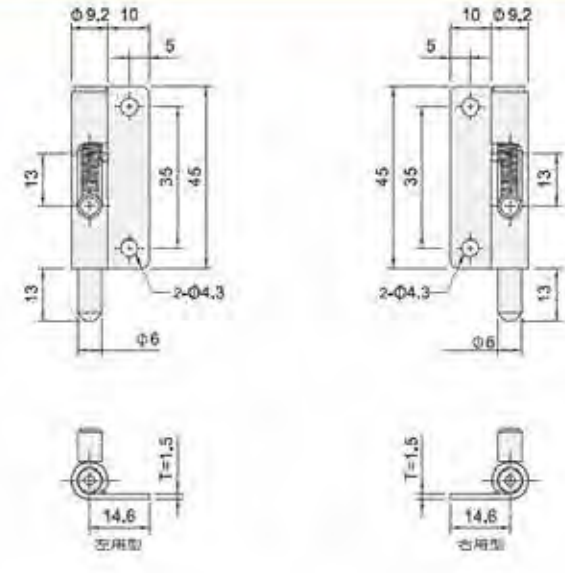
把手锁 Handle lock		
圆柱锁 Cylinder lock		
平面锁 Plane lock		
连杆锁 Rod control lock	DKS-30无锁 DKS-30B带挂	
面板锁 Panel lock	特征说明: 材 质: SUS/SPCC主体, 弹簧, 配件 表面处理: SPCC镀铬, SUS研磨 结构功能: 打开翻盖脱离固定扣, 通过翻盖盖板收紧固定扣锁紧, 安装简单快捷 用 途: 一般使用机械、机床、工具箱、木制箱体和各种钣金箱体使用 备 注: 适用门板厚度1-10mm	Feature Description: Material: SUS/SPCC body, spring, accessories Surface treatment: SPCC chrome plating, SUS grinding Structural function: open the flip cover to get rid of the fixing buckle, tighten the fixing buckle and lock it through the flip spring spring, easy and quick installation Uses: Generally use machinery, machine tools, toolboxes, wooden boxes and various sheet metal boxes Remarks: Applicable door panel thickness 1-10mm
搭扣锁 Tonggle and hook		
拉手 Handles		
限位 Door stop		
铰链 Hinge		
冷库把手 Handle latch	DKS-31	
磁吸 Magnet catch	特征说明: 材 质: PA66材质, SUS配件 表面处理: 黑色 结构功能: 打开翻盖脱离固定扣, 通过翻盖盖板收紧固定扣锁紧, 安装简单快捷 用 途: 一般使用机械、机床、工具箱、木制箱体和各种钣金箱体使用 备 注: 适用门板厚度1-10mm	Feature Description: Material: PA66 material, SUS accessories Surface treatment: black Structural function: open the flip cover to get rid of the fixing buckle, tighten the fixing buckle and lock it through the flip spring spring, easy and quick installation Uses: Generally use machinery, machine tools, toolboxes, wooden boxes and various sheet metal boxes Remarks: Applicable door panel thickness 1-10mm
附件 Accessories		


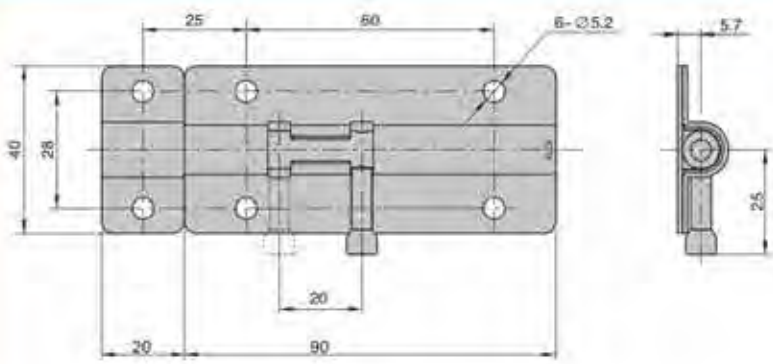

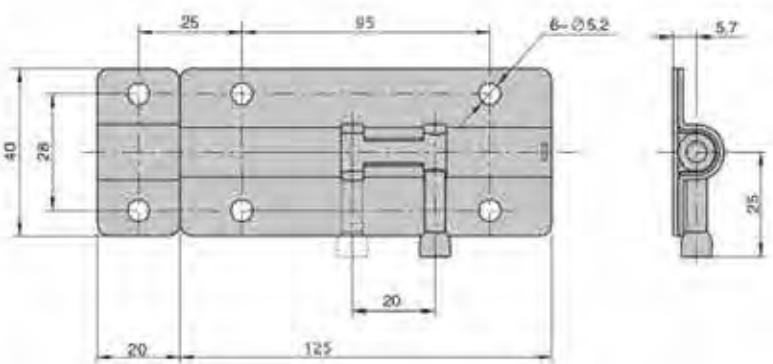

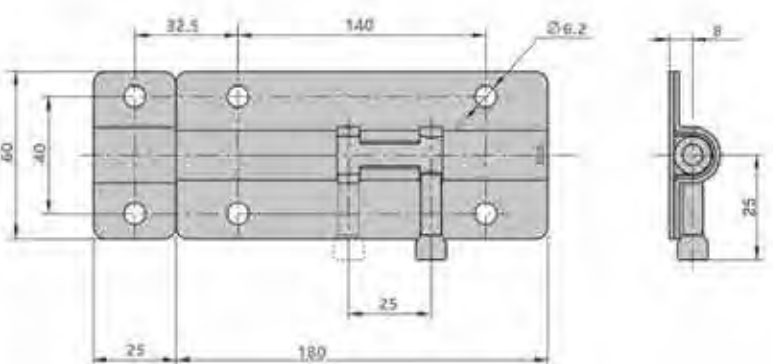
把手锁 Handle lock		
圆柱锁 Cylinder lock		
平面锁 Plane lock		
连杆锁 Rod control lock	DK605	
面板锁 Panel lock	特征说明: 材 质: SUS/SPCC主体, 弹簧, 配件 表面处理: SPCC镀铬, SUS研磨 结构功能: 打开翻盖脱离固定扣, 通过翻盖盖板收紧固定扣锁紧, 安装简单快捷 用 途: 一般使用机械、机床、工具箱、木制箱体和各种钣金箱体使用 备 注: 适用门板厚度1-10mm	Feature Description: Material: SUS/SPCC body, spring, accessories Surface treatment: SPCC chrome plating, SUS grinding Structural function: open the flip cover to get rid of the fixing buckle, tighten the fixing buckle and lock it through the flip spring spring, easy and quick installation Uses: Generally use machinery, machine tools, toolboxes, wooden boxes and various sheet metal boxes Remarks: Applicable door panel thickness 1-10mm
搭扣锁 hook Tonggle and hook		
拉手 Handles		
限位 Door stop		
铰链 Hinge		
冷库把手 Handle latch	DK606	
磁吸 Magnet catch	特征说明: 材 质: SUS/SPCC主体, 弹簧, 配件 表面处理: SPCC镀铬, SUS研磨 结构功能: 打开翻盖脱离固定扣, 通过翻盖盖板收紧固定扣锁紧, 安装简单快捷 用 途: 一般使用机械、机床、工具箱、木制箱体和各种钣金箱体使用 备 注: 适用门板厚度1-10mm	Feature Description: Material: SUS/SPCC body, spring, accessories Surface treatment: SPCC chrome plating, SUS grinding Structural function: open the flip cover to get rid of the fixing buckle, tighten the fixing buckle and lock it through the flip spring spring, easy and quick installation Uses: Generally use machinery, machine tools, toolboxes, wooden boxes and various sheet metal boxes Remarks: Applicable door panel thickness 1-10mm
附件 Accessories		

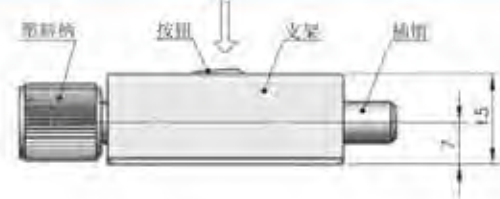
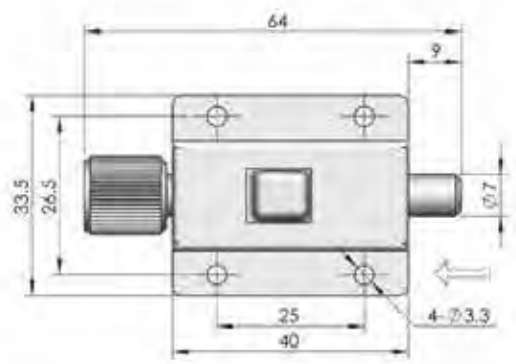

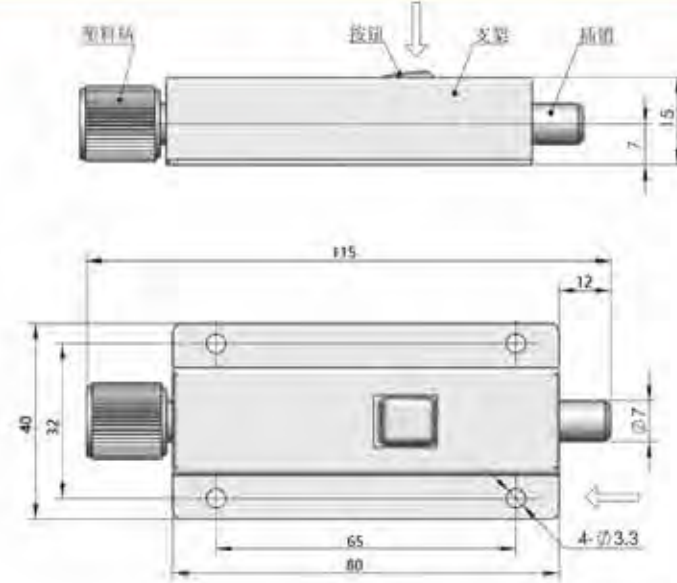
把手锁 Handle lock	 <p>DKS609-1</p>		<p>特征说明:</p> <p>材 质: A3钢主体, 配件</p> <p>表面处理: 镀锌</p> <p>结构功能: 分离拆卸式搭扣, 通过六角扳手转动开启关闭, 通过螺丝固定安装快捷方便</p> <p>用途: 一般使用在钣金LED箱体, 广告灯箱, 机械设备及各种柜体使用</p> <p>备注: 适用门板厚度1-5mm</p>	<p>Feature Description:</p> <p>Material: A3 steel body, accessories</p> <p>Surface treatment: galvanized</p> <p>Structural function: separate and removable buckle, turn to open and close through a hex wrench, and install quickly and easily through screw fixation</p> <p>Uses: Generally used in sheet metal LED boxes, advertising light boxes, mechanical equipment and various cabinets</p> <p>Remarks: Applicable door panel thickness 1-5mm</p>
圆柱锁 Cylinder lock				
平面锁 Plane lock				
连杆锁 Rod control lock				
面板锁 Panel lock	 <p>DKS610</p>		<p>特征说明:</p> <p>材 质: SUS20/304不锈钢</p> <p>表面处理: 本色, 拉丝</p> <p>结构功能: 通过上下推动插销手柄开启或锁闭, 安装拆卸简单快捷</p> <p>用途: 一般适用于机柜, 机箱, 配电柜, 机械设, 备, 木门等各种钣金箱体使用</p> <p>备注: 不受门板厚度限制</p>	<p>Feature Description:</p> <p>Material: SUS20/304 stainless steel</p> <p>Surface treatment: natural color, brushed</p> <p>Structural function: open or lock the latch handle by pushing up and down, install the screw exposed, easy and quick installation and disassembly</p> <p>Uses: Generally suitable for cabinets, chassis, power distribution cabinets, mechanical equipment, wooden doors and other sheet metal boxes</p> <p>Remarks: Not limited by door panel thickness</p>
搭扣锁 Tonggle and hook				
拉手 Handles				
限位 Door stop				
铰链 Hinge	 <p>DK609-2</p>		<p>特征说明:</p> <p>材 质: A3钢主体, 配件</p> <p>表面处理: 镀锌</p> <p>结构功能: 分离拆卸式搭扣, 通过六角扳手转动开启关闭, 通过螺丝固定安装快捷方便</p> <p>用途: 一般使用在钣金LED箱体, 广告灯箱, 机械设备及各种柜体使用</p> <p>备注: 适用门板厚度1-5mm</p>	<p>Feature Description:</p> <p>Material: A3 steel body, accessories</p> <p>Surface treatment: galvanized</p> <p>Structural function: separate and removable buckle, turn to open and close through a hex wrench, and install quickly and easily through screw fixation</p> <p>Uses: Generally used in sheet metal LED boxes, advertising light boxes, mechanical equipment and various cabinets</p> <p>Remarks: Applicable door panel thickness 1-5mm</p>
冷库把手 Handle latch				
磁吸 Magnet catch				
附件 Accessories				

把手锁 Handle lock	 <p>DKS610</p>		<p>特征说明:</p> <p>材 质: SUS20/304不锈钢</p> <p>表面处理: 本色, 拉丝</p> <p>结构功能: 通过上下推动插销手柄开启或锁闭, 安装拆卸简单快捷</p> <p>用途: 一般适用于机柜, 机箱, 配电柜, 机械设, 备, 木门等各种钣金箱体使用</p> <p>备注: 不受门板厚度限制</p>	<p>Feature Description:</p> <p>Material: SUS20/304 stainless steel</p> <p>Surface treatment: natural color, brushed</p> <p>Structural function: open or lock the latch handle by pushing up and down, install the screw exposed, easy and quick installation and disassembly</p> <p>Uses: Generally suitable for cabinets, chassis, power distribution cabinets, mechanical equipment, wooden doors and other sheet metal boxes</p> <p>Remarks: Not limited by door panel thickness</p>
圆柱锁 Cylinder lock				
平面锁 Plane lock				
连杆锁 Rod control lock				
面板锁 Panel lock	 <p>DKS610-2</p>		<p>特征说明:</p> <p>材 质: SUS20/304不锈钢</p> <p>表面处理: 本色, 拉丝</p> <p>结构功能: 通过上下推动插销手柄开启或锁闭, 安装拆卸简单快捷</p> <p>用途: 一般适用于机柜, 机箱, 配电柜, 机械设, 备, 木门等各种钣金箱体使用</p> <p>备注: 不受门板厚度限制</p>	<p>Feature Description:</p> <p>Material: SUS20/304 stainless steel</p> <p>Surface treatment: natural color, brushed</p> <p>Structural function: open or lock the latch handle by pushing up and down, install the screw exposed, easy and quick installation and disassembly</p> <p>Uses: Generally suitable for cabinets, chassis, power distribution cabinets, mechanical equipment, wooden doors and other sheet metal boxes</p> <p>Remarks: Not limited by door panel thickness</p>
搭扣锁 Tonggle and hook				
拉手 Handles				
限位 Door stop				
铰链 Hinge	 <p>DKS610-2</p>		<p>特征说明:</p> <p>材 质: SUS20/304不锈钢</p> <p>表面处理: 本色, 拉丝</p> <p>结构功能: 通过上下推动插销手柄开启或锁闭, 安装拆卸简单快捷</p> <p>用途: 一般适用于机柜, 机箱, 配电柜, 机械设, 备, 木门等各种钣金箱体使用</p> <p>备注: 不受门板厚度限制</p>	<p>Feature Description:</p> <p>Material: SUS20/304 stainless steel</p> <p>Surface treatment: natural color, brushed</p> <p>Structural function: open or lock the latch handle by pushing up and down, install the screw exposed, easy and quick installation and disassembly</p> <p>Uses: Generally suitable for cabinets, chassis, power distribution cabinets, mechanical equipment, wooden doors and other sheet metal boxes</p> <p>Remarks: Not limited by door panel thickness</p>
冷库把手 Handle latch				
磁吸 Magnet catch				
附件 Accessories				

把手锁 Handle lock		
圆柱锁 Cylinder lock		
平面锁 Plane lock		
连杆锁 Rod control lock		
面板锁 Panel lock	特征说明: 材 质: SUS20/304不锈钢 表面处理: 本色、拉丝 结构功能: 通过上下推动插销手柄开启或锁闭, 明装螺丝, 安装拆卸简单快捷 用 途: 一般适用于机柜、机箱、配电柜、机械设备、木门等各种钣金箱体使用 备 注: 不受门板厚度限制	Feature Description: Material: SUS20/304 stainless steel Surface treatment: natural color, brushed Structural function: open or lock the latch handle by pushing up and down, install the screw exposed, easy and quick installation and disassembly Uses: Generally suitable for cabinets, chassis, power distribution cabinets, mechanical equipment, wooden doors and other sheet metal boxes Remarks: Not limited by door panel thickness
搭扣锁 Tonggle and hook		
拉手 Handles		
限位 Door stop		
铰链 Hinge		
冷库把手 Handle latch		
磁吸 Magnet catch	特征说明: 材 质: SUS20/304不锈钢 表面处理: 本色、拉丝 结构功能: 通过上下推动插销手柄开启或锁闭, 明装螺丝, 安装拆卸简单快捷 用 途: 一般适用于机柜、机箱、配电柜、机械设备、木门等各种钣金箱体使用 备 注: 不受门板厚度限制	Feature Description: Material: SUS20/304 stainless steel Surface treatment: natural color, brushed Structural function: open or lock the latch handle by pushing up and down, install the screw exposed, easy and quick installation and disassembly Uses: Generally suitable for cabinets, chassis, power distribution cabinets, mechanical equipment, wooden doors and other sheet metal boxes Remarks: Not limited by door panel thickness
附件 Accessories		

把手锁 Handle lock		
圆柱锁 Cylinder lock		
平面锁 Plane lock		
连杆锁 Rod control lock		
面板锁 Panel lock	特征说明: 材 质: SUS20/304不锈钢 表面处理: 本色、拉丝 结构功能: 通过上下推动插销手柄开启或锁闭, 明装螺丝, 安装拆卸简单快捷 用 途: 一般适用于机柜、机箱、配电柜、机械设备、木门等各种钣金箱体使用 备 注: 不受门板厚度限制	Feature Description: Material: SUS20/304 stainless steel Surface treatment: natural color, brushed Structural function: open or lock the latch handle by pushing up and down, install the screw exposed, easy and quick installation and disassembly Uses: Generally suitable for cabinets, chassis, power distribution cabinets, mechanical equipment, wooden doors and other sheet metal boxes Remarks: Not limited by door panel thickness
搭扣锁 Tonggle and hook		
拉手 Handles		
限位 Door stop		
铰链 Hinge		
冷库把手 Handle latch		
磁吸 Magnet catch	特征说明: 材 质: SPCC/SUS材质 表面处理: SPCC镀锌, SUS本色 结构功能: 通过上下推动插销手柄开启或关闭, 焊接或螺丝安装 用 途: 一般适用于机柜、机箱、配电柜、机械设备、木门等各种钣金箱体使用 备 注: 不受门板厚度限制	Feature Description: Material: SPCC/SUS material Surface treatment: SPCC galvanized, SUS natural color Structural function: open or close by pushing the latch handle up and down, welding or screw installation Uses: Generally suitable for cabinets, chassis power distribution cabinets, mechanical equipment, wooden doors and other sheet metal boxes Remarks: Not limited by door panel thickness
附件 Accessories		

把手锁 Handle lock			DKS610-6
圆柱锁 Cylinder lock			
平面锁 Plane lock			
连杆锁 Rod control lock			
面板锁 Panel lock			DKS610-7
搭扣锁 Tonggle and hook			
拉手 Handles			
限位 Door stop			
铰链 Hinge			
冷库把手 Handle latch			DKS610-8
磁吸 Magnet catch	特征说明: 材质: SUS20/304不锈钢 表面处理: 本色, 拉丝 结构功能: 通过上下推动插销手柄开启或锁闭, 明装螺丝, 安装拆卸简单快捷 用途: 一般适用于机柜、机箱、配电柜、机械设 备、木门等各种钣金箱体使用 备注: 不受门板厚度限制		
附件 Accessories	Feature Description: Material: SUS20/304 stainless steel Surface treatment: natural color, brushed Structural function: open or lock the latch handle by pushing up and down, install the screw exposed, easy and quick installation and disassembly Uses: Generally suitable for cabinets, chassis, power distribution cabinets, mechanical equipment, wooden doors and other sheet metal boxes Remarks: Not limited by door panel thickness		

把手锁 Handle lock			DKS611-1
圆柱锁 Cylinder lock			
平面锁 Plane lock			
连杆锁 Rod control lock			
面板锁 Panel lock			
搭扣锁 hook Tonggle and hook			
拉手 Handles			
限位 Door stop			
铰链 Hinge			
冷库把手 Handle latch			DKS611-2
磁吸 Magnet catch	特征说明: 材质: SUS20/304不锈钢 表面处理: 本色, 拉丝 结构功能: 通过上下推动插销手柄开启或锁闭, 明装螺丝, 安装拆卸简单快捷 用途: 一般适用于机柜、机箱、配电柜、机械设 备、木门等各种钣金箱体使用 备注: 不受门板厚度限制		
附件 Accessories	Feature Description: Material: SUS20/304 stainless steel Surface treatment: natural color, brushed Structural function: open or lock the latch handle by pushing up and down, install the screw exposed, easy and quick installation and disassembly Uses: Generally suitable for cabinets, chassis, power distribution cabinets, mechanical equipment, wooden doors and other sheet metal boxes Remarks: Not limited by door panel thickness		

把手锁 Handle lock	 <p>DKS612-1</p>		<p>特征说明:</p> <p>材 质: 锌合金基座, 按钮, A3钢销轴</p> <p>表面处理: 镀铬</p> <p>结构功能: 推动销轴自动锁闭, 按下按钮自动回弹开</p> <p>用途: 一般适用于配电箱, 电柜, 机柜, 机箱, 机械, 机床, 自动化钣金箱体使用</p> <p>备注: 不受门板限制</p>	<p>Feature Description:</p> <p>Material: zinc alloy base, buttons, A3 steel pin shaft</p> <p>Surface treatment: chrome plating</p> <p>Structural function: push the pin shaft to automatically lock, press the button to automatically rebound to open through screw installation, easy and convenient disassembly</p> <p>Uses: generally suitable for distribution boxes, electrical cabinets, cabinets, chassis, machinery, machine tools, automatic sheet metal box use</p> <p>Remarks: Not limited by door panels</p>
圆柱锁 Cylinder lock				
平面锁 Plane lock				
连杆锁 Rod control lock				
面板锁 Panel lock	 <p>DKS612-2</p>	 <p>解锁: 按钮按一下 (销头缩进) 上锁: 销座按一下 (销头伸出)</p>	<p>特征说明:</p> <p>材 质: 锌合金基座, 按钮, A3钢销轴</p> <p>表面处理: 镀铬</p> <p>结构功能: 推动销轴自动锁闭, 按下按钮自动回弹开</p> <p>用途: 一般适用于配电箱, 电柜, 机柜, 机箱, 机械, 机床, 自动化钣金箱体使用</p> <p>备注: 不受门板限制</p>	<p>Feature Description:</p> <p>Material: zinc alloy base, buttons, A3 steel pin shaft</p> <p>Surface treatment: chrome plating</p> <p>Structural function: push the pin shaft to automatically lock, press the button to automatically rebound to open through screw installation, easy and convenient disassembly</p> <p>Uses: generally suitable for distribution boxes, electrical cabinets, cabinets, chassis, machinery, machine tools, automatic sheet metal box use</p> <p>Remarks: Not limited by door panel thickness</p>
搭扣锁 Tonggle and hook				
拉手 Handles				
限位 Door stop				
铰链 Hinge	 <p>DK612-1S</p>		<p>特征说明:</p> <p>材 质: SUS20/304 不锈钢</p> <p>表面处理: 本色, 拉丝</p> <p>结构功能: 推动销轴自动锁闭, 按下按钮自动回弹开</p> <p>用途: 一般适用于配电箱, 电柜, 机柜, 机箱, 机械, 机床, 自动化钣金箱体使用</p> <p>备注: 不受门板限制</p>	<p>Feature Description:</p> <p>Material: SUS20/304 stainless steel</p> <p>Surface treatment: natural color, brushed</p> <p>Structural function: push the pin shaft to automatically lock, press the button to automatically rebound to open through screw installation, easy and convenient disassembly</p> <p>Uses: Generally suitable for cabinets, chassis, power distribution cabinets, mechanical equipment, wooden doors and other sheet metal boxes</p> <p>Remarks: Not limited by door panel thickness</p>
冷库把手 Handle latch				
磁吸 Magnet catch				
附件 Accessories				

		把手锁 Handle lock	圆柱锁 Cylinder lock	平面锁 Plane lock	连杆锁 Rod control lock
Feature Description: Material: zinc alloy base, buttons, A3 steel pin shaft Surface treatment: chrome plating Structural function: push the pin shaft to automatically lock, press the button to automatically rebound to open through screw installation, easy and convenient disassembly Uses: generally suitable for distribution boxes, electrical cabinets, cabinets, chassis, machinery, machine tools, automatic sheet metal box use Remarks: Not limited by door panel thickness	特征说明: 材 质: 锌合金基座、按钮、A3钢销轴 表面处理: 镀铬 结构功能: 推动销轴自动锁闭, 按下按钮自动回弹开启通过螺丝安装, 拆卸简单方便 用途: 一般适用于配电箱、电柜、机柜、机箱、机械、机床、自动化钣金箱体使用 备注: 不受门板厚度限制	面板锁 Panel lock	搭扣锁 hook Tonggle and lock		

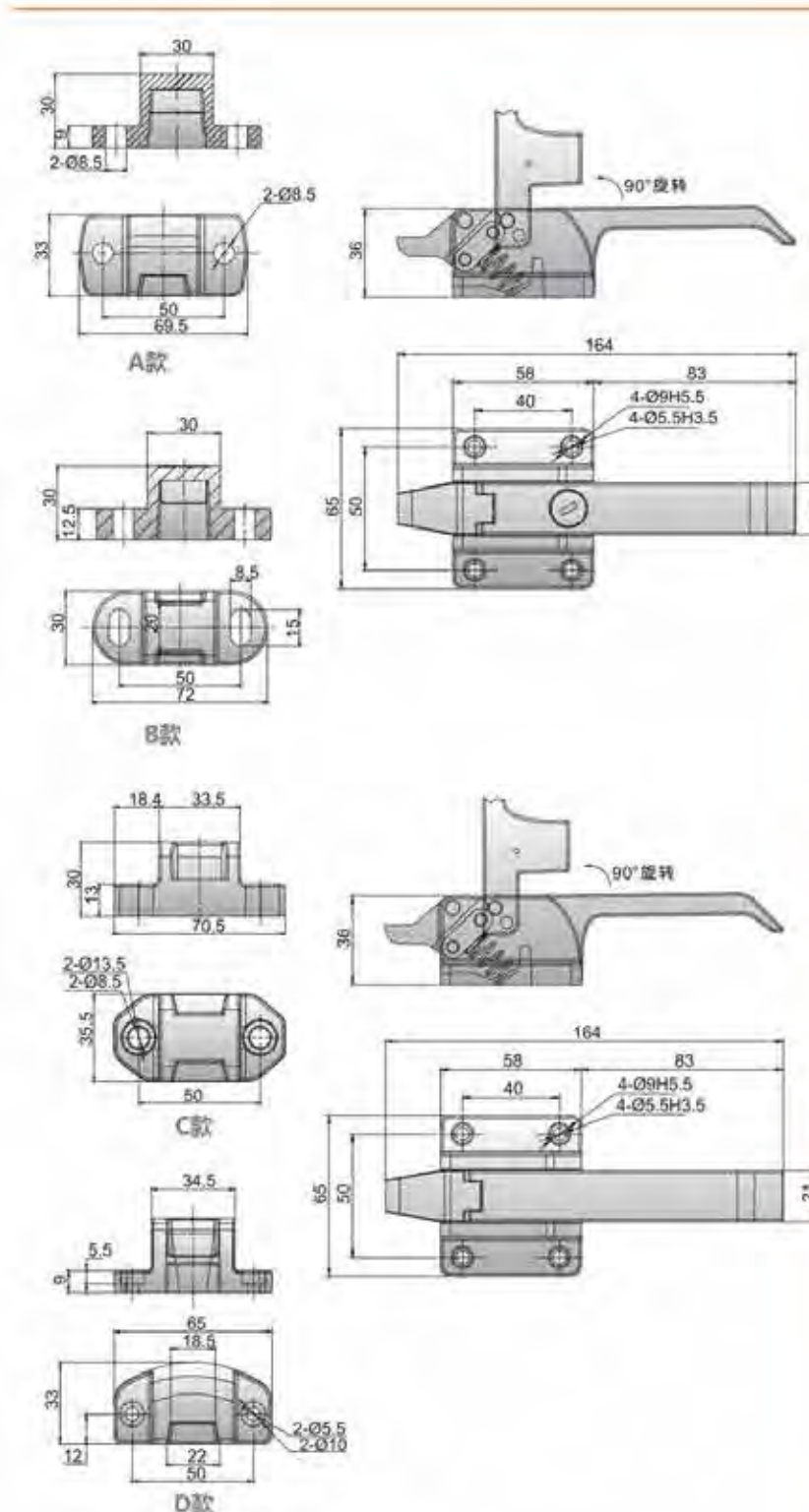
把手锁 Handle lock		DKS615-1/黑色
圆柱锁 Cylinder lock		DKS615-1/镀铬
平面锁 Plane lock		DKS615-2/黑色
连杆锁 Rod control lock		DKS615-2/镀铬
面板锁 Panel lock		DKS615-2S/镜面 (SUS304)
搭扣锁 Tonggle and hook		DKS615-1S/镜面 (SUS304)
拉手 Handles		
限位 Door stop		
铰链 Hinge		
冷库把手 Handle latch		

特征说明:

- 材 质: SUS/锌合金壳, 把手, 锁芯, 弹簧, 销钉
- 表面处理: 锌合金黑色, 镀铬, SUS拉丝, 镜面
- 结构功能: 把手向上拉起分离卡口打开, 放开把手自动回弹关闭, 分有锁和无锁两款
- 用 途: 一般用于工业隔音箱, 试验箱, 工业设备, 烤箱, 检测箱等各种钣金箱体使用
- 备 注: 不受门板厚度限制

Feature Description:

Material: SUS/zinc alloy shell, handle, lock cylinder, spring, pin
 Surface treatment: zinc alloy black, chrome plating, SUS brushed, mirror
 Structural function: the handle pulls up to separate the bayonet to open, release the handle automatically rebound and close, divided into two types: locked and unlocked
 Uses: Generally used in industrial soundproof boxes, test chambers, industrial equipment, ovens, testing boxes and other sheet metal boxes
 Remarks: Not limited by door panel thickness



Feature Description:


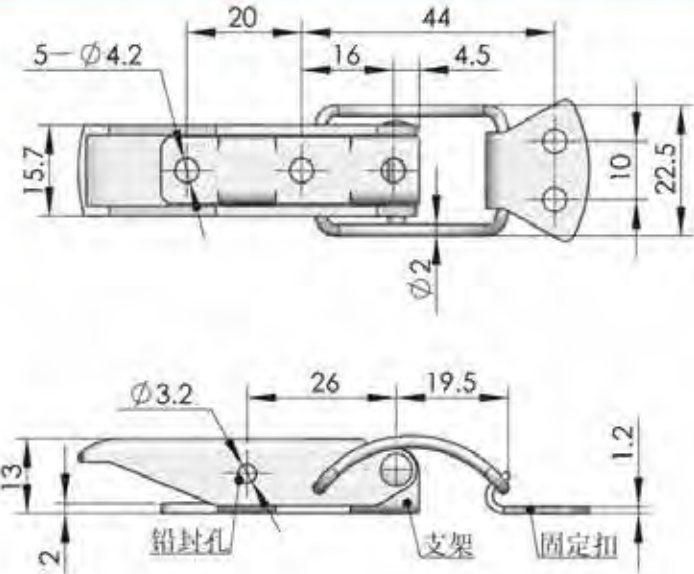

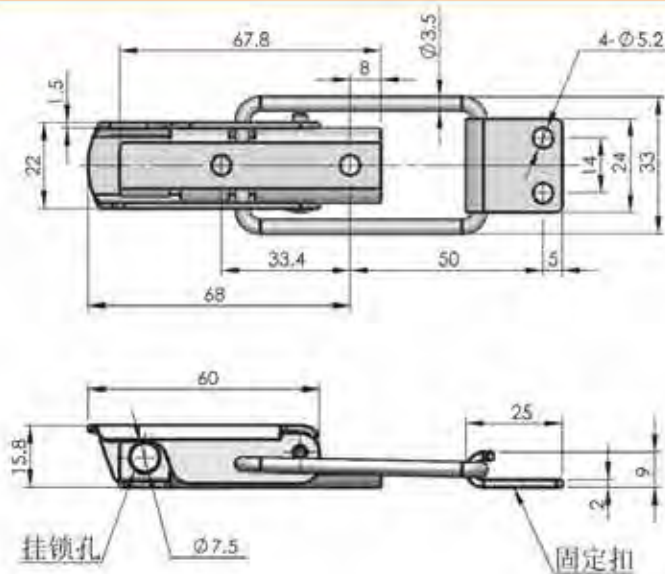
Material: SUS/zinc alloy shell, handle, lock cylinder, spring, pin
 Surface treatment: zinc alloy black, chrome plating, SUS brushed, mirror
 Structural function: the handle pulls up to separate the bayonet to open, release the handle automatically rebound and close, divided into two types: locked and unlocked
 Uses: Generally used in industrial soundproof boxes, test chambers, industrial equipment, ovens, testing boxes and other sheet metal boxes
 Remarks: Not limited by door panel thickness


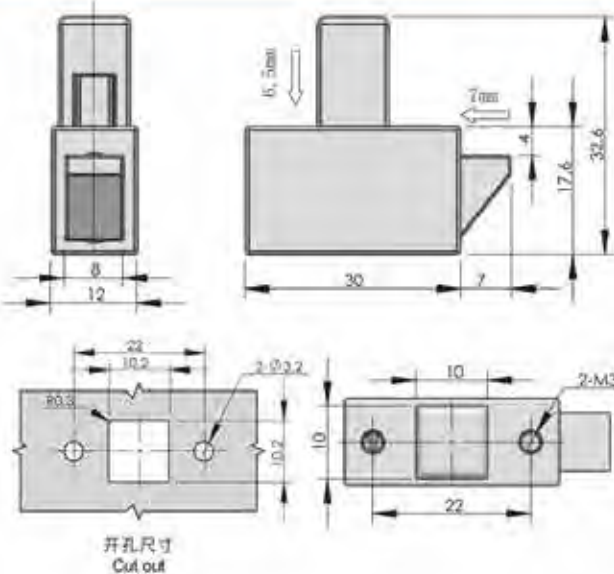





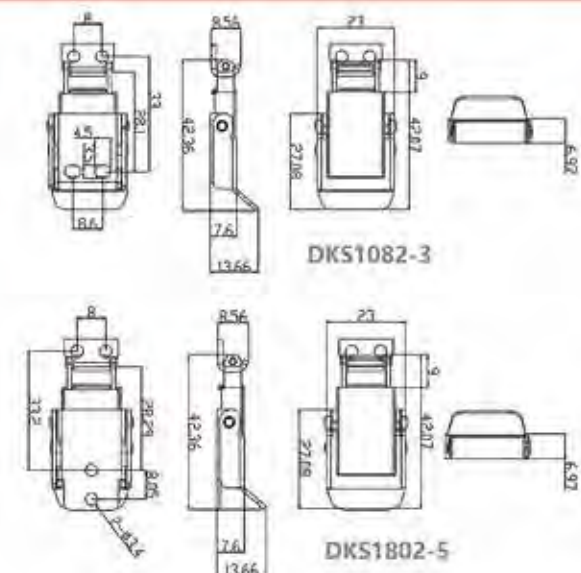

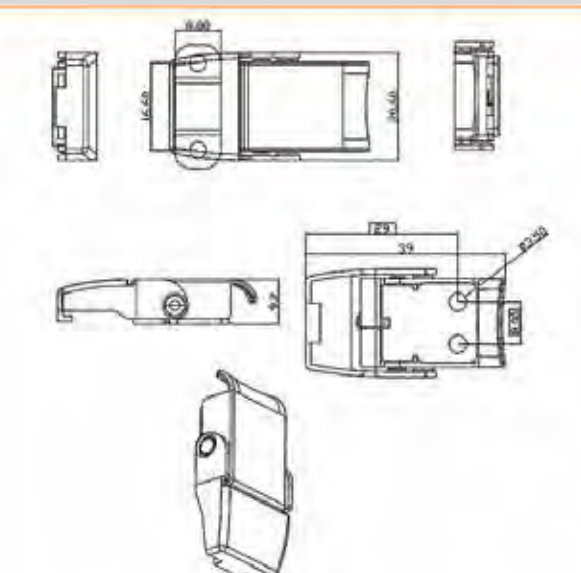
特征说明:


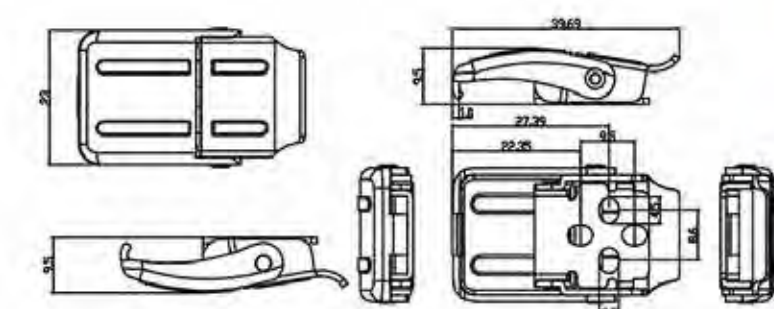

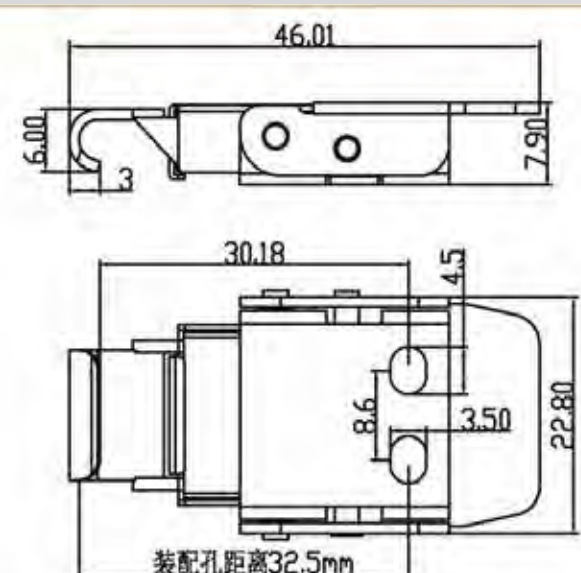
- 材 质: SUS/锌合金壳, 把手, 锁芯, 弹簧, 销钉
- 表面处理: 锌合金黑色, 镀铬, SUS拉丝, 镜面
- 结构功能: 把手向上拉起分离卡口打开, 放开把手自动回弹关闭, 分有锁和无锁两款
- 用 途: 一般用于工业隔音箱, 试验箱, 工业设备, 烤箱, 检测箱等各种钣金箱体使用
- 备 注: 不受门板厚度限制


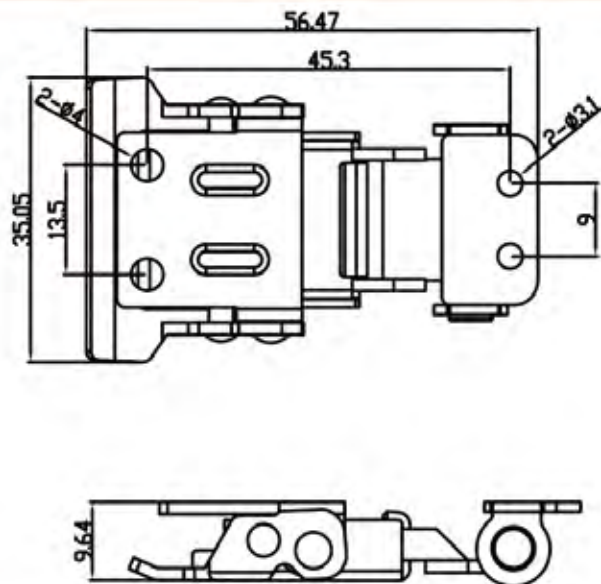

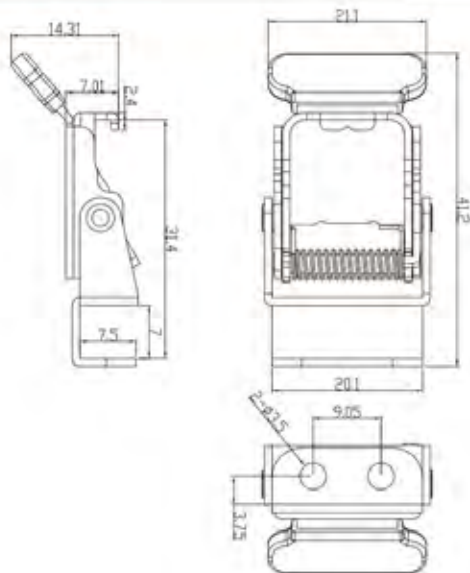
把手锁 Handle lock	把手锁
圆柱锁 Cylinder lock	圆柱锁
平面锁 Plane lock	平面锁
连杆锁 Rod control lock	连杆锁
面板锁 Panel lock	面板锁
搭扣锁 Tonggle and hook	搭扣锁
拉手 Handles	拉手
限位 Door stop	限位
铰链 Hinge	铰链
冷库把手 Handle latch	冷库把手
磁吸 Magnet catch	磁吸
附件 Accessories	附件

把手锁 Handle lock		
圆柱锁 Cylinder lock		
平面锁 Plane lock		
连杆锁 Rod control lock		
面板锁 Panel lock		
搭扣锁 Tongle and hook		
拉手 Handles		
限位 Door stop		
铰链 Hinge		
冷库把手 Handle latch		
磁吸 Magnet catch		
附件 Accessories		

把手锁 Handle lock		
圆柱锁 Cylinder lock		
平面锁 Plane lock		
连杆锁 Rod control lock		
面板锁 Panel lock		
搭扣锁 hook Tongle and hook		
拉手 Handles		
限位 Door stop		
铰链 Hinge		
冷库把手 Handle latch		
磁吸 Magnet catch		
附件 Accessories		

把手锁 Handle lock			
圆柱锁 Cylinder lock			
平面锁 Plane lock			
连杆锁 Rod control lock			
面板锁 Panel lock	特征说明: >材 质: SUS201/304材质 >表面处理: 本色, 黑色 >结构功能: 翻盖打开内部锁舌分离结构开启, 通过翻盖挂扣扣紧关闭, 螺丝固定安装拆卸方便 >用 途: 一般使用于机械设备, 配电箱, 机箱, 木箱, 工具箱, 塑料箱体使用 >备 注: 不受门板厚度限制	Feature Description: Material: SUS201/304 material Surface treatment: natural, black Structural function: the flip cover opens the internal deadbolt separation hook opens, and the flip cover hook is closed tightly, and the screw is fixed and easy to install and disassemble Uses: generally used in mechanical equipment, distribution boxes, chassis, wooden boxes, toolboxes, plastic boxes Remarks: Not limited by door panel thickness	
搭扣锁 Tonggle and hook			
拉手 Handles			
限位 Door stop			
铰链 Hinge			
冷库把手 Handle latch			
磁吸 Magnet catch	特征说明: >材 质: SUS201/304材质 >表面处理: 本色, 黑色 >结构功能: 翻盖打开内部锁舌分离结构开启, 通过翻盖挂扣扣紧关闭, 螺丝固定安装拆卸方便 >用 途: 一般使用于机械设备, 配电箱, 机箱, 木箱, 工具箱, 塑料箱体使用 >备 注: 不受门板厚度限制	Feature Description: Material: SUS201/304 material Surface treatment: natural, black Structural function: the flip cover opens the internal deadbolt separation hook opens, and the flip cover hook is closed tightly, and the screw is fixed and easy to install and disassemble Uses: generally used in mechanical equipment, distribution boxes, chassis, wooden boxes, toolboxes, plastic boxes Remarks: Not limited by door panel thickness	
附件 Accessories			

把手锁 Handle lock			
圆柱锁 Cylinder lock			
平面锁 Plane lock			
连杆锁 Rod control lock			
面板锁 Panel lock	特征说明: >材 质: SUS201/304材质 >表面处理: 本色, 黑色 >结构功能: 翻盖打开内部锁舌分离结构开启, 通过翻盖挂扣扣紧关闭, 螺丝固定安装拆卸方便 >用 途: 一般使用于机械设备, 配电箱, 机箱, 木箱, 工具箱, 塑料箱体使用 >备 注: 不受门板厚度限制	Feature Description: Material: SUS201/304 material Surface treatment: natural, black Structural function: the flip cover opens the internal deadbolt separation hook opens, and the flip cover hook is closed tightly, and the screw is fixed and easy to install and disassemble Uses: generally used in mechanical equipment, distribution boxes, chassis, wooden boxes, toolboxes, plastic boxes Remarks: Not limited by door panel thickness	
搭扣锁 Tonggle and hook			
拉手 Handles			
限位 Door stop			
铰链 Hinge			
冷库把手 Handle latch			
磁吸 Magnet catch	特征说明: >材 质: SUS201/304材质 >表面处理: 本色, 黑色 >结构功能: 翻盖打开内部锁舌分离结构开启, 通过翻盖挂扣扣紧关闭, 螺丝固定安装拆卸方便 >用 途: 一般使用于机械设备, 配电箱, 机箱, 木箱, 工具箱, 塑料箱体使用 >备 注: 不受门板厚度限制	Feature Description: Material: SUS201/304 material Surface treatment: natural, black Structural function: the flip cover opens the internal deadbolt separation hook opens, and the flip cover hook is closed tightly, and the screw is fixed and easy to install and disassemble Uses: generally used in mechanical equipment, distribution boxes, chassis, wooden boxes, toolboxes, plastic boxes Remarks: Not limited by door panel thickness	
附件 Accessories			

把手锁 Handle lock			
圆柱锁 Cylinder lock			
平面锁 Plane lock			
连杆锁 Rod control lock			
面板锁 Panel lock			
搭扣锁 Tongle and hook			
拉手 Handles			
限位 Door stop			
铰链 Hinge			
冷库把手 Handle latch			
磁吸 Magnet catch			
附件 Accessories			

DKS1802-10

特征说明:

- >材 质: SUS201/304材质
- >表面处理: 本色、黑色
- >结构功能: 翻盖打开内部锁舌分离挂钩开启, 通过翻盖挂钩扣紧关闭, 螺丝固定安装拆卸方便
- >用 途: 一般用于机械设备、配电箱、机箱、木箱、工具箱、塑料箱体使用
- >备 注: 不受门板厚度限制

Feature Description:

Material: SUS201/304 material
Surface treatment: natural, black
Structural function: the flip cover opens the internal deadbolt separation hook opens, and the flip cover hook is closed tightly, and the screw is fixed and easy to install and disassemble
Uses: generally used in mechanical equipment, distribution boxes, chassis, wooden boxes, toolboxes, plastic boxes
Remarks: Not limited by door panel thickness


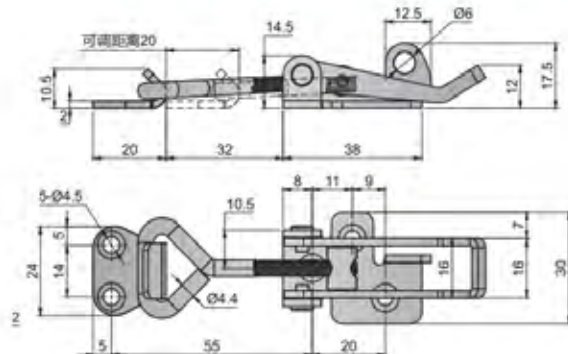

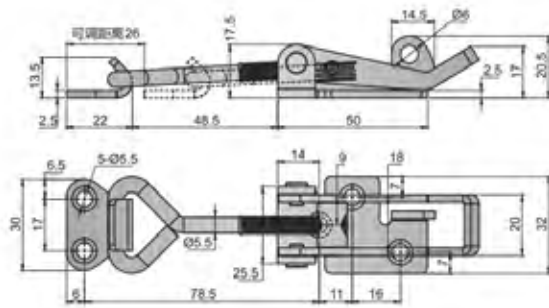

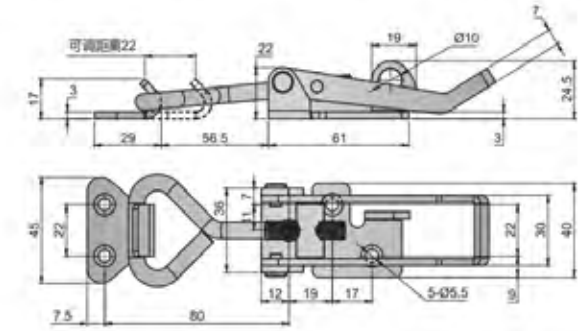
DKS1802-11

特征说明:

- >材 质: SUS201/304材质
- >表面处理: 本色、黑色
- >结构功能: 翻盖打开内部锁舌分离挂钩开启, 通过翻盖挂钩扣紧关闭, 螺丝固定安装拆卸方便
- >用 途: 一般用于机械设备、配电箱、机箱、木箱、工具箱、塑料箱体使用
- >备 注: 不受门板厚度限制

Feature Description:

Material: SUS201/304 material
Surface treatment: natural, black
Structural function: the flip cover opens the internal deadbolt separation hook opens, and the flip cover hook is closed tightly, and the screw is fixed and easy to install and disassemble
Uses: generally used in mechanical equipment, distribution boxes, chassis, wooden boxes, toolboxes, plastic boxes
Remarks: Not limited by door panel thickness

把手锁 Handle lock			
圆柱锁 Cylinder lock			
平面锁 Plane lock			
连杆锁 Rod control lock			
面板锁 Panel lock			
搭扣锁 Tongle and hook			
拉手 Handles			
限位 Door stop			
铰链 Hinge			
冷库把手 Handle latch			
磁吸 Magnet catch			
附件 Accessories			

DKS1805-3

DKS1805-2


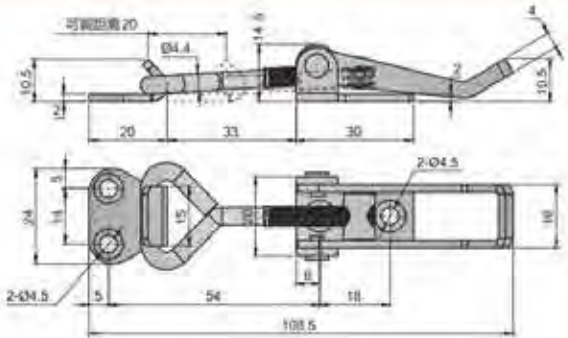

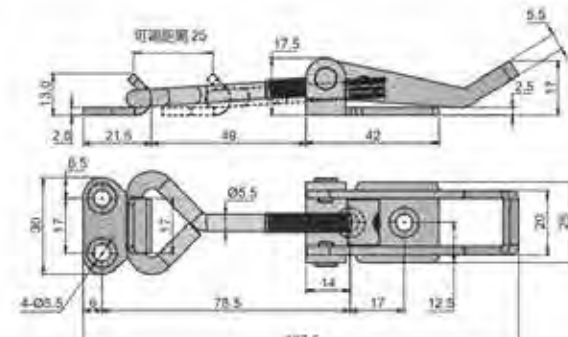

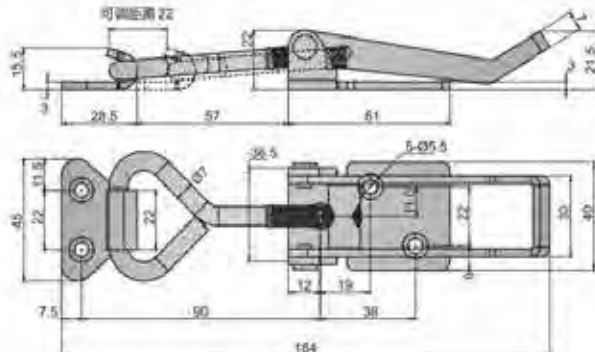
DKS1805-1

Feature Description:

Material: SUS201/304 material
Surface treatment: natural
Structural function: the flip cover opens the internal deadbolt separation hook opens, and the flip cover hook is closed tightly, and the screw is fixed and easy to install and disassemble
Uses: generally used in mechanical equipment, distribution boxes, chassis, wooden boxes, toolboxes, plastic boxes
Remarks: Not limited by door panel thickness

特征说明:

- >材 质: SUS201/304材质
- >表面处理: 本色
- >结构功能: 翻盖打开内部锁舌分离挂钩开启, 通过翻盖挂钩扣紧关闭, 螺丝固定安装拆卸方便
- >用 途: 一般用于机械设备、配电箱、机箱、木箱、工具箱、塑料箱体使用
- >备 注: 不受门板厚度限制

把手锁 Handle lock			把手锁 Handle lock
圆柱锁 Cylinder lock			圆柱锁 Cylinder lock
平面锁 Plane lock			平面锁 Plane lock
连杆锁 Rod control lock			连杆锁 Rod control lock
面板锁 Panel lock			面板锁 Panel lock
搭扣锁 Tonggle and hook			搭扣锁 Tonggle and hook
拉手 Handles			拉手 Handles
限位 Door stop			限位 Door stop
铰链 Hinge			铰链 Hinge
冷库把手 Handle latch			冷库把手 Handle latch
磁吸 Magnet catch			磁吸 Magnet catch
附件 Accessories			附件 Accessories

特征说明:

材 质: SUS201/304材质

表面处理: 本色

结构功能: 翻盖打开内部锁舌分离挂钩开启, 通过圆面挂钩扣紧关闭, 螺丝固定安装拆卸方便

用 途: 一般用于机械设备, 配电箱, 机柜, 木箱, 工具箱, 塑料箱体使用

备 注: 不受门板厚度限制

Feature Description:


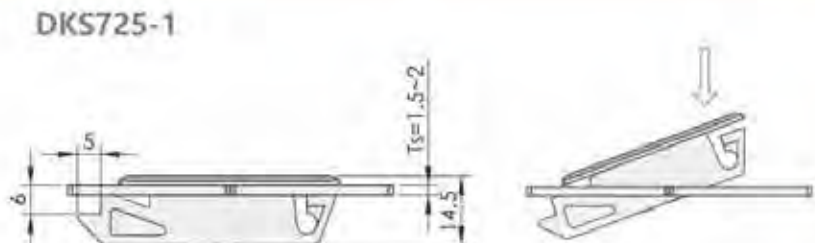

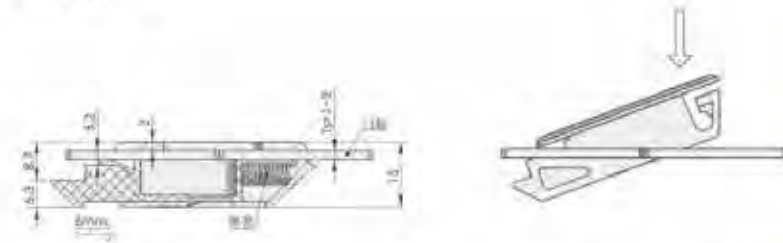


Material: SUS201/304 material

Surface treatment: natural

Structural function: the flip cover opens the internal deadbolt separation hook opens, and the flip cover hook is closed tightly, and the screw is fixed and easy to install and disassemble

Uses: generally used in mechanical equipment, distribution boxes, chassis, wooden boxes, toolboxes, plastic boxes

Remarks: Not limited by door panel thickness

把手锁 Handle lock			把手锁 Handle lock
圆柱锁 Cylinder lock			圆柱锁 Cylinder lock
平面锁 Plane lock			平面锁 Plane lock
连杆锁 Rod control lock			连杆锁 Rod control lock
面板锁 Panel lock			面板锁 Panel lock
搭扣锁 hook and Tonggle			搭扣锁 hook and Tonggle
拉手 Handles			拉手 Handles
限位 Door stop			限位 Door stop
铰链 Hinge			铰链 Hinge
冷库把手 Handle latch			冷库把手 Handle latch
磁吸 Magnet catch			磁吸 Magnet catch
附件 Accessories			附件 Accessories

特征说明:

材 质: ABS材质

表面处理: 黑色, 灰色, 白色

结构功能: 明装侧门塑料扣, 无需安装螺丝, 安装拆卸方便快捷

用 途: 一般适用于手机柜, 机柜, 配电箱, 配电柜, 通讯机柜等大型钣金箱体使用

备 注: 适用门板厚度1-2mm

Feature Description:

Material: ABS material

Surface treatment: black, gray, white

Structural function: exposed side door plastic buckle, no need to install screws, easy and quick installation


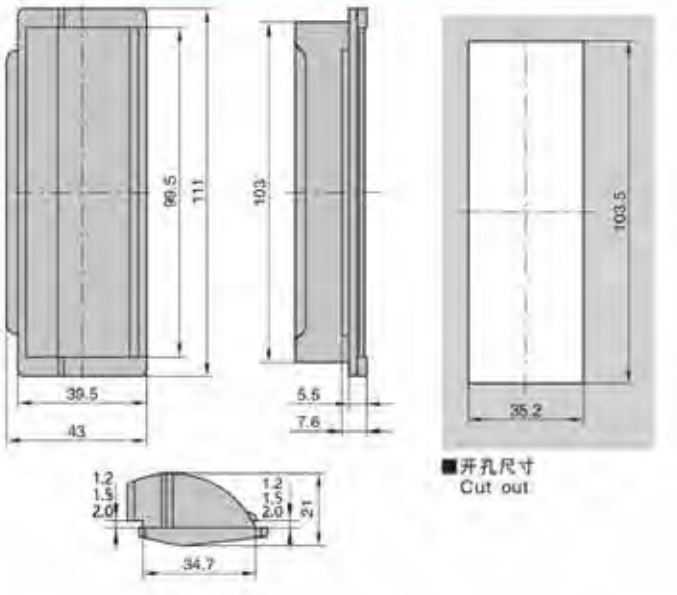

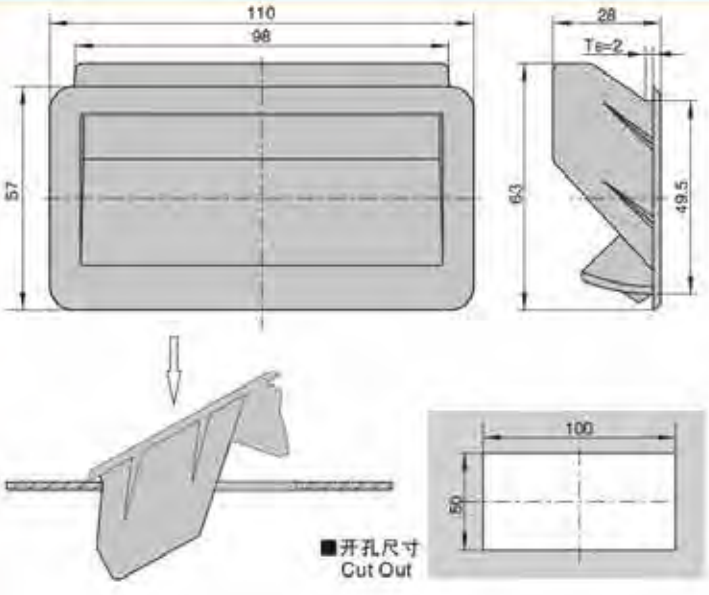



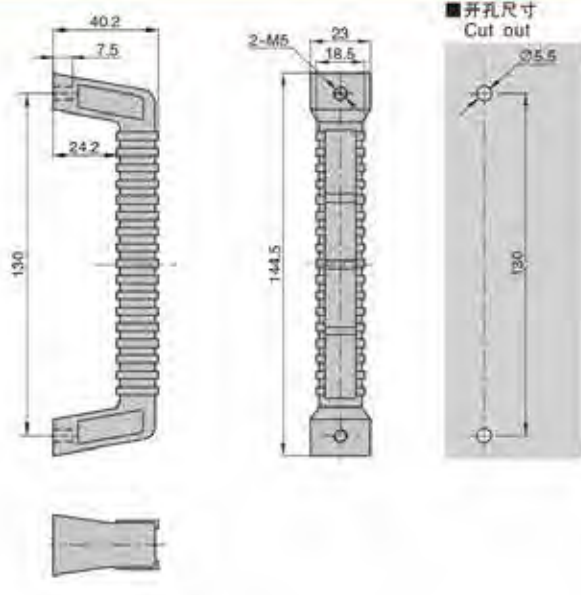
Uses: Generally suitable for chassis, cabinets, distribution boxes, distribution cabinets, communication cabinets and other large sheet metal boxes

Remarks: Applicable door panel thickness 1-2mm

把手锁 Handle lock	 LS001	 ■开孔尺寸 Cut out	特征说明: >材 质:ABS材质 >表面处理:黑色、灰色、白色 >结构功能:明装侧门塑料扣, 无需安装螺丝, 安装简单快捷方便 >用 途:一般适用于机箱、机柜、配电箱、配电柜、通讯机柜等大型钣金箱体使用 >备 注:适用门板厚度1-2mm
圆柱锁 Cylinder lock			
平面锁 Plane lock			
插杆锁 Rod control lock			
面板锁 Panel lock	 LS002	 ■开孔尺寸 Cut out	Feature Description: Material: ABS material Surface treatment: black, gray, white Structural function: exposed side door plastic buckle, no need to install screws, easy and quick installation Uses: Generally suitable for chassis, cabinets, distribution boxes, distribution cabinets, communication cabinets and other large sheet metal boxes Remarks: Applicable door panel thickness 1-2mm
搭扣锁 Tongle and hook			
拉手 Handles			
限位 Door stop			
铰链 Hinge	 LS004	 ■开孔尺寸 Cut Out	Feature Description: Material: ABS material Surface treatment: black, gray, white Structural function: exposed side door plastic buckle, no need to install screws, easy and quick installation Uses: Generally suitable for chassis, cabinets, distribution boxes, distribution cabinets, communication cabinets and other large sheet metal boxes Remarks: Applicable door panel thickness 1-2mm
冷库把手 Handle latch			
磁吸 Magnet catch			
附件 Accessories			

把手锁 Handle lock	 LS003	 ■开孔尺寸 Cut out	特征说明: >材 质:ABS材质 >表面处理:黑色、灰色、白色 >结构功能:明装侧门塑料扣, 无需安装螺丝, 安装简单快捷方便 >用 途:一般适用于机箱、机柜、配电箱、配电柜、通讯机柜等大型钣金箱体使用 >备 注:适用门板厚度1-2mm
圆柱锁 Cylinder lock			
平面锁 Plane lock			
插杆锁 Rod control lock			
面板锁 Panel lock	 LS004	 ■开孔尺寸 Cut Out	Feature Description: Material: ABS material Surface treatment: black, gray, white Structural function: exposed side door plastic buckle, no need to install screws, easy and quick installation Uses: Generally suitable for chassis, cabinets, distribution boxes, distribution cabinets, communication cabinets and other large sheet metal boxes Remarks: Applicable door panel thickness 1-2mm
搭扣锁 Tongle and hook			
拉手 Handles			
限位 Door stop			
铰链 Hinge	 LS004	 ■开孔尺寸 Cut Out	Feature Description: Material: ABS material Surface treatment: black, gray, white Structural function: exposed side door plastic buckle, no need to install screws, easy and quick installation Uses: Generally suitable for chassis, cabinets, distribution boxes, distribution cabinets, communication cabinets and other large sheet metal boxes Remarks: Applicable door panel thickness 1-2mm
冷库把手 Handle latch			
磁吸 Magnet catch			
附件 Accessories			

把手锁 Handle lock	 <p>LS005</p>	 <p>开孔尺寸 Cut out</p>	<p>特征说明:</p> <p>材 质: ABS材质</p> <p>表面处理: 黑色、灰色、白色</p> <p>结构功能: 明装侧门塑料扣, 无需安装螺丝, 安装简单快捷方便</p> <p>用 途: 一般适用于机箱、机柜、配电箱、配电柜、通讯机柜等大型钣金箱体使用</p> <p>备 注: 适用门板厚度1-2mm</p>
圆柱锁 Cylinder lock			
平面锁 Plane lock			
插杆锁 Rod control lock			
面板锁 Panel lock	 <p>LS006</p>	 <p>开孔尺寸 Cut Out</p>	<p>Feature Description:</p> <p>Material: ABS material</p> <p>Surface treatment: black, gray, white</p> <p>Structural function: exposed side door plastic buckle, no need to install screws, easy and quick installation</p> <p>Uses: Generally suitable for chassis, cabinets, distribution boxes, distribution cabinets, communication cabinets and other large sheet metal boxes</p> <p>Remarks: Applicable door panel thickness 1-2mm</p>
搭扣锁 Tongle and hook			
拉手 Handles			
限位 Door stop			
铰链 Hinge	 <p>LS007</p>	 <p>开孔尺寸 Opening Size</p>	<p>Feature Description:</p> <p>Material: ABS material</p> <p>Surface treatment: black, gray, white</p> <p>Structural function: exposed side door plastic buckle, no need to install screws, easy and quick installation</p> <p>Uses: Generally suitable for chassis, cabinets, distribution boxes, distribution cabinets, communication cabinets and other large sheet metal boxes</p> <p>Remarks: Applicable door panel thickness 1-2mm</p>
插杆锁 Rod control lock			
面板锁 Panel lock			
搭扣锁 Tongle and hook			
拉手 Handles	 <p>LS008</p>	 <p>开孔尺寸 Cut out</p>	<p>Feature Description:</p> <p>Material: ABS material</p> <p>Surface treatment: black, gray, white</p> <p>Structural function: exposed side door plastic buckle, no need to install screws, easy and quick installation</p> <p>Uses: Generally suitable for chassis, cabinets, distribution boxes, distribution cabinets, communication cabinets and other large sheet metal boxes</p> <p>Remarks: Applicable door panel thickness 1-2mm</p>
限位 Door stop			
铰链 Hinge			
冷库把手 Handle latch			
磁吸 Magnet catch	<p>特征说明:</p> <p>材 质: ABS材质</p> <p>表面处理: 黑色、灰色、白色</p> <p>结构功能: 明装侧门塑料扣, 通过螺丝安装, 安装简单快捷方便</p> <p>用 途: 一般适用于机箱、机柜、配电箱、配电柜、通讯机柜等大型钣金箱体使用</p> <p>备 注: 适用门板厚度1-2mm</p>	<p>Feature Description:</p> <p>Material: ABS material</p> <p>Surface treatment: black, gray, white</p> <p>Structural function: exposed side door plastic buckle, no need to install screws, easy and quick installation</p> <p>Uses: Generally suitable for chassis, cabinets, distribution boxes, distribution cabinets, communication cabinets and other large sheet metal boxes</p> <p>Remarks: Applicable door panel thickness 1-2mm</p>	<p>特征说明:</p> <p>材 质: ABS材质</p> <p>表面处理: 黑色、灰色、白色</p> <p>结构功能: 明装侧门塑料扣, 通过螺丝安装, 安装简单快捷方便</p> <p>用 途: 一般适用于机箱、机柜、配电箱、配电柜、通讯机柜等大型钣金箱体使用</p> <p>备 注: 适用门板厚度1-2mm</p>
附件 Accessories			

把手锁 Handle lock	 <p>LS005</p>	 <p>开孔尺寸 Cut out</p>	<p>特征说明:</p> <p>材 质: ABS材质</p> <p>表面处理: 黑色、灰色、白色</p> <p>结构功能: 明装侧门塑料扣, 无需安装螺丝, 安装简单快捷方便</p> <p>用 途: 一般适用于机箱、机柜、配电箱、配电柜、通讯机柜等大型钣金箱体使用</p> <p>备 注: 适用门板厚度1-2mm</p>
圆柱锁 Cylinder lock			
平面锁 Plane lock			
插杆锁 Rod control lock			
面板锁 Panel lock	 <p>LS006</p>	 <p>开孔尺寸 Cut Out</p>	<p>Feature Description:</p> <p>Material: ABS material</p> <p>Surface treatment: black, gray, white</p> <p>Structural function: exposed side door plastic buckle, no need to install screws, easy and quick installation</p> <p>Uses: Generally suitable for chassis, cabinets, distribution boxes, distribution cabinets, communication cabinets and other large sheet metal boxes</p> <p>Remarks: Applicable door panel thickness 1-2mm</p>
搭扣锁 Tongle and hook			
拉手 Handles			
限位 Door stop			
铰链 Hinge	 <p>LS007</p>	 <p>开孔尺寸 Opening Size</p>	<p>Feature Description:</p> <p>Material: ABS material</p> <p>Surface treatment: black, gray, white</p> <p>Structural function: exposed side door plastic buckle, no need to install screws, easy and quick installation</p> <p>Uses: Generally suitable for chassis, cabinets, distribution boxes, distribution cabinets, communication cabinets and other large sheet metal boxes</p> <p>Remarks: Applicable door panel thickness 1-2mm</p>
插杆锁 Rod control lock			
面板锁 Panel lock			
搭扣锁 Tongle and hook			
拉手 Handles	 <p>LS008</p>	 <p>开孔尺寸 Cut out</p>	<p>Feature Description:</p> <p>Material: ABS material</p> <p>Surface treatment: black, gray, white</p> <p>Structural function: exposed side door plastic buckle, no need to install screws, easy and quick installation</p> <p>Uses: Generally suitable for chassis, cabinets, distribution boxes, distribution cabinets, communication cabinets and other large sheet metal boxes</p> <p>Remarks: Applicable door panel thickness 1-2mm</p>
限位 Door stop			
铰链 Hinge			
冷库把手 Handle latch			
磁吸 Magnet catch	<p>特征说明:</p> <p>材 质: ABS材质</p> <p>表面处理: 黑色、灰色、白色</p> <p>结构功能: 明装侧门塑料扣, 通过螺丝安装, 安装简单快捷方便</p> <p>用 途: 一般适用于机箱、机柜、配电箱、配电柜、通讯机柜等大型钣金箱体使用</p> <p>备 注: 适用门板厚度1-2mm</p>	<p>Feature Description:</p> <p>Material: ABS material</p> <p>Surface treatment: black, gray, white</p> <p>Structural function: exposed side door plastic buckle, no need to install screws, easy and quick installation</p> <p>Uses: Generally suitable for chassis, cabinets, distribution boxes, distribution cabinets, communication cabinets and other large sheet metal boxes</p> <p>Remarks: Applicable door panel thickness 1-2mm</p>	<p>特征说明:</p> <p>材 质: ABS材质</p> <p>表面处理: 黑色、灰色、白色</p> <p>结构功能: 明装侧门塑料扣, 通过螺丝安装, 安装简单快捷方便</p> <p>用 途: 一般适用于机箱、机柜、配电箱、配电柜、通讯机柜等大型钣金箱体使用</p> <p>备 注: 适用门板厚度1-2mm</p>
附件 Accessories			

把手锁
Handle lock

圆柱锁
Cylinder lock

平面锁
Plane lock

连杆锁
Rod control lock

面板锁
Panel lock

搭扣锁
Tongle and hook

拉手
Handles

限位
Door stop

铰链
Hinge

冷库把手
Handle latch

把手锁
Handle lock

圆柱锁
Cylinder lock

平面锁
Plane lock

连杆锁
Rod control lock

面板锁
Panel lock

搭扣锁
Tongle and hook

拉手
Handles

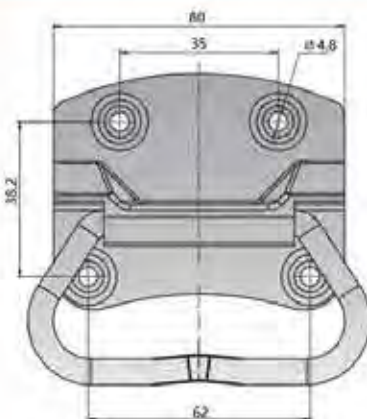
限位
Door stop

铰链
Hinge

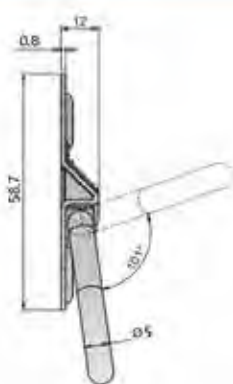
冷库把手
Handle latch



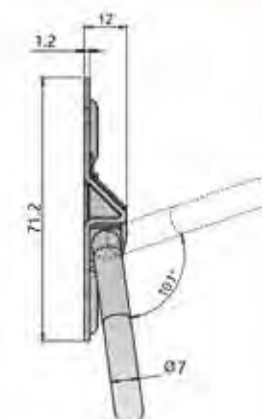
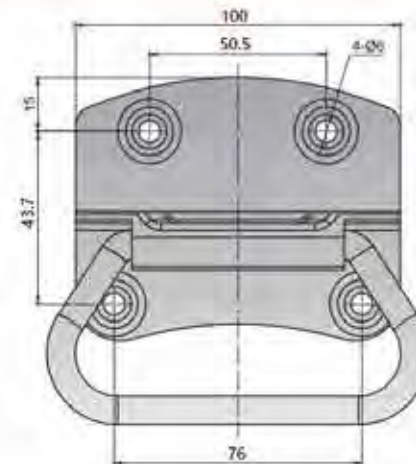
LS009



LS009铁镀铬/镀镍



LS009不锈钢201/304



LS011-2



Feature Description:

Material: SPCC/SUS201/SUS304 material

Surface treatment: nickel plating, chrome plating, SUS grinding

Structural function: exposed handle, fixed and installed by screws, handle design is easy to hold, easy to install and disassemble

Uses: Generally suitable for toolboxes, iron boxes, containers, chassis, wooden boxes, mechanical equipment and other sheet metal boxes

Remarks: Not limited by door panel thickness

特征说明:

材 质: SPCC/SUS201/SUS304材质

表面处理: 镀镍, 镀铬, SUS研磨

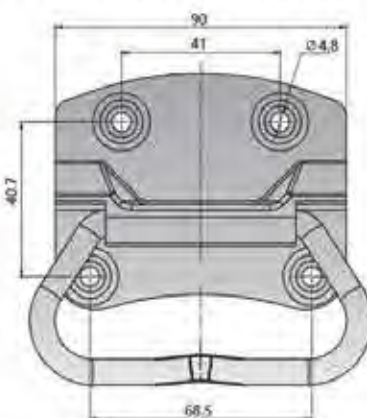
结构功能: 外露式拉手, 通过螺丝固定安装, 把手设计方便握持, 安装拆卸方便

用 途: 一般适用于工具箱, 铁皮箱, 集装箱, 机箱, 木箱, 机械设备等各种钣金箱体使用

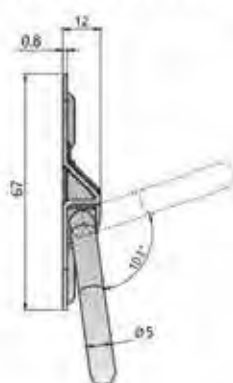
备 注: 不受门板厚度限制



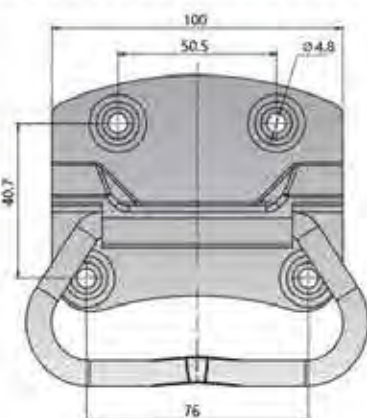
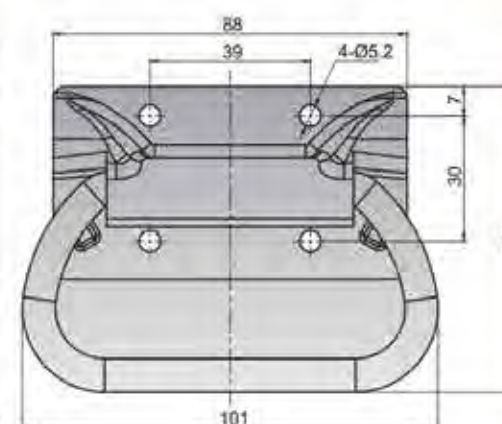
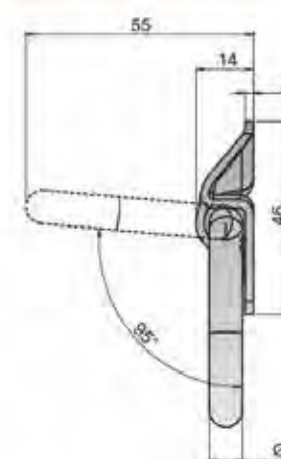
LS010



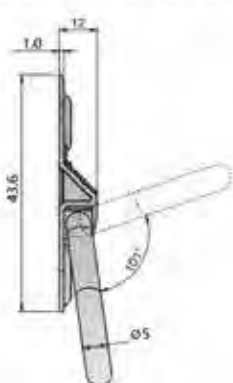
LS010铁镀铬/镀镍



LS010S不锈钢201/304



LS011铁镀铬/镀镍



LS011不锈钢201/304

Feature Description:

Material: SPCC/SUS201/SUS304 material

Surface treatment: nickel plating, chrome plating, SUS grinding

Structural function: exposed handle, fixed and installed by screws, handle design is easy to hold, easy to install and disassemble

Uses: Generally suitable for toolboxes, iron boxes, containers, chassis, wooden boxes, mechanical equipment and other sheet metal boxes

Remarks: Not limited by door panel thickness

特征说明:

材 质: SPCC/SUS201/SUS304材质

表面处理: 镀镍, 镀铬, SUS研磨

结构功能: 外露式拉手, 通过螺丝固定安装, 把手设计方便握持, 安装拆卸方便

用 途: 一般适用于工具箱, 铁皮箱, 集装箱, 机箱, 木箱, 机械设备等各种钣金箱体使用

备 注: 不受门板厚度限制

特征说明:

材 质: SPCC/SUS201/SUS304材质

表面处理: 镀镍, 镀铬, SUS研磨

结构功能: 外露式拉手, 通过螺丝固定安装, 把手设计方便握持, 安装拆卸方便

用 途: 一般适用于工具箱, 铁皮箱, 集装箱, 机箱, 木箱, 机械设备等各种钣金箱体使用

备 注: 不受门板厚度限制

Feature Description:

Material: SPCC/SUS201/SUS304 material

Surface treatment: nickel plating, chrome plating, SUS grinding

Structural function: exposed handle, fixed and installed by screws, handle design is easy to hold, easy to install and disassemble

Uses: Generally suitable for toolboxes, iron boxes, containers, chassis, wooden boxes, mechanical equipment and other sheet metal boxes

Remarks: Not limited by door panel thickness

地址: 广东省肇庆市高要区金利镇都播工业区

电话: 13929897256

邮箱: 526202547@qq.com

Add: Dubo Industrial Zone, Jinli Town, Gaoyao District, Zhaoqing City, Guangdong Province

TEL: 13929897256

Email: 526202547@qq.com

地址: 广东省肇庆市高要区金利镇都播工业区


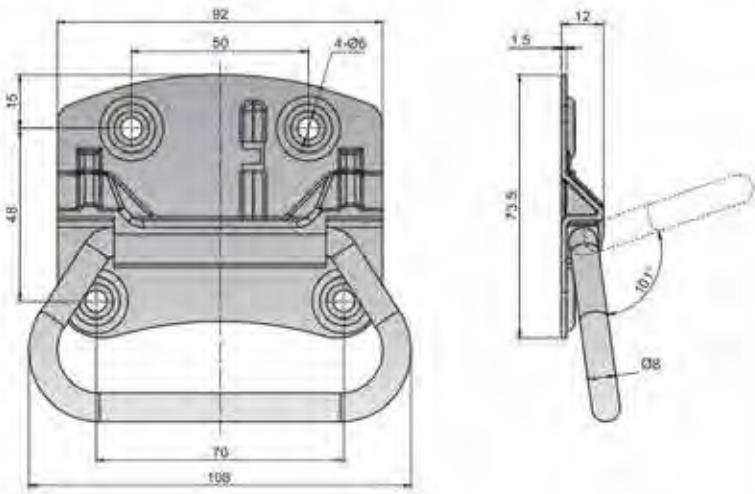

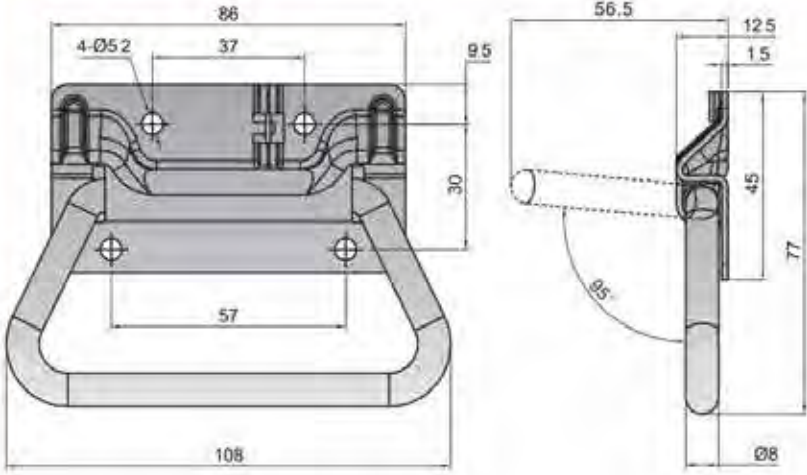
电话: 13929897256


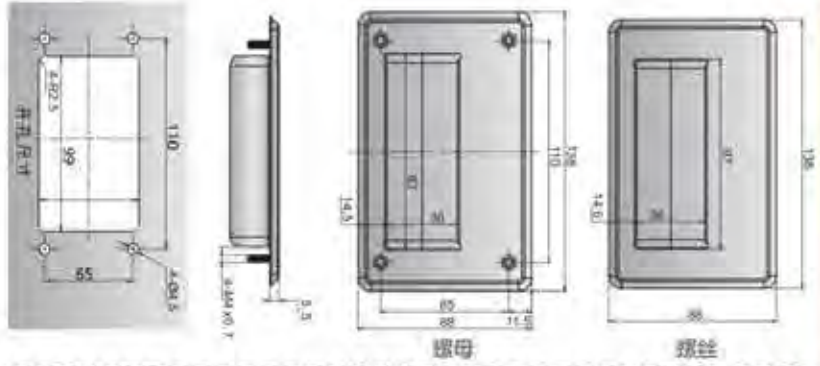

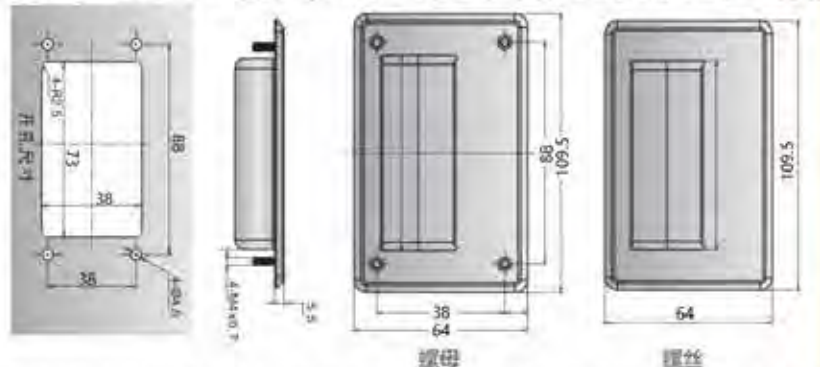

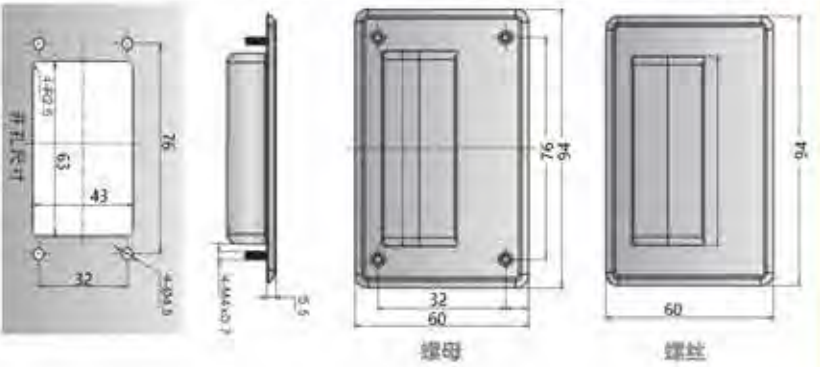
邮箱: 526202547@qq.com


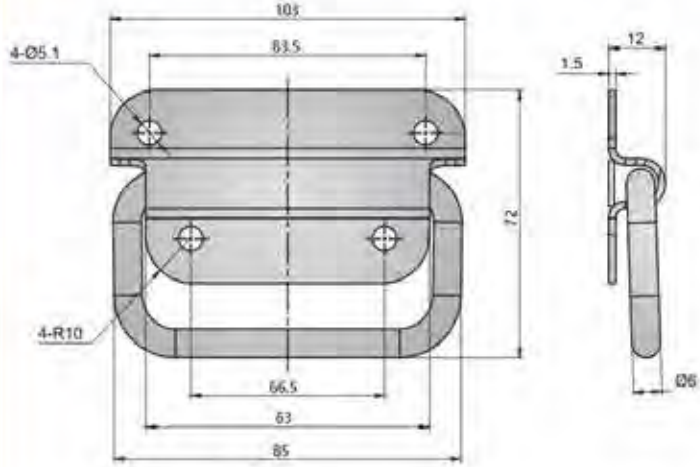

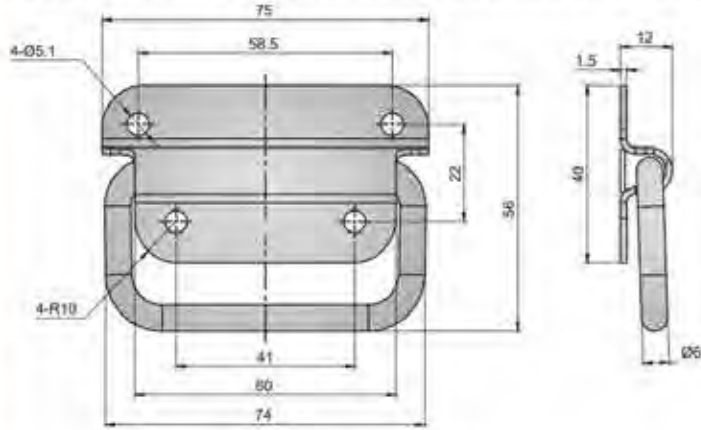

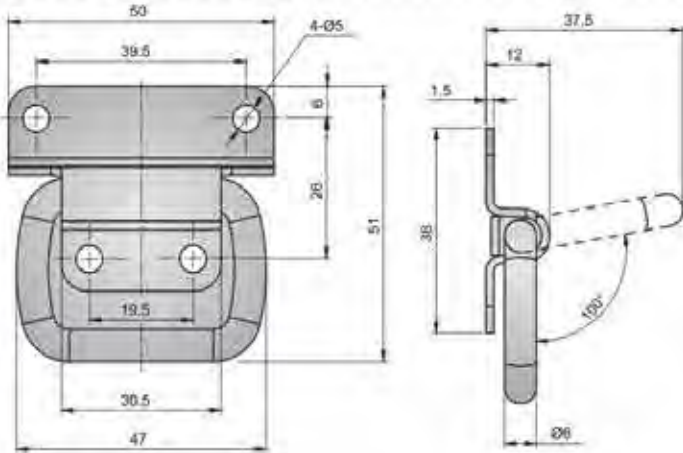
Add: Dubo Industrial Zone, Jinli Town, Gaoyao District, Zhaoqing City, Guangdong Province


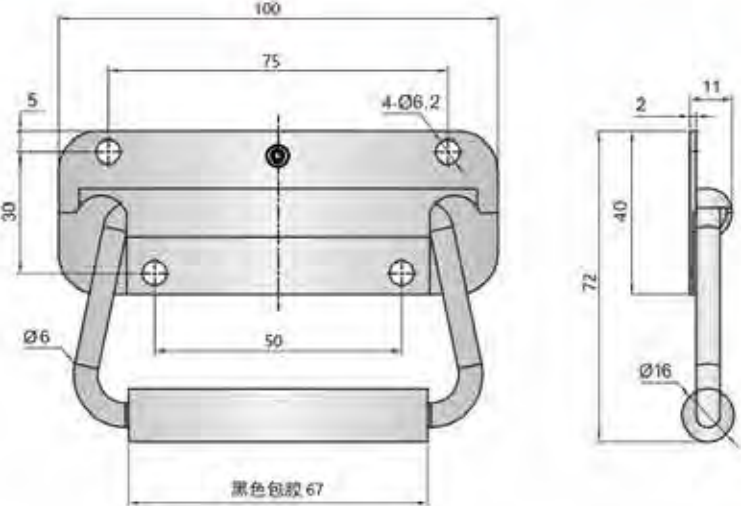

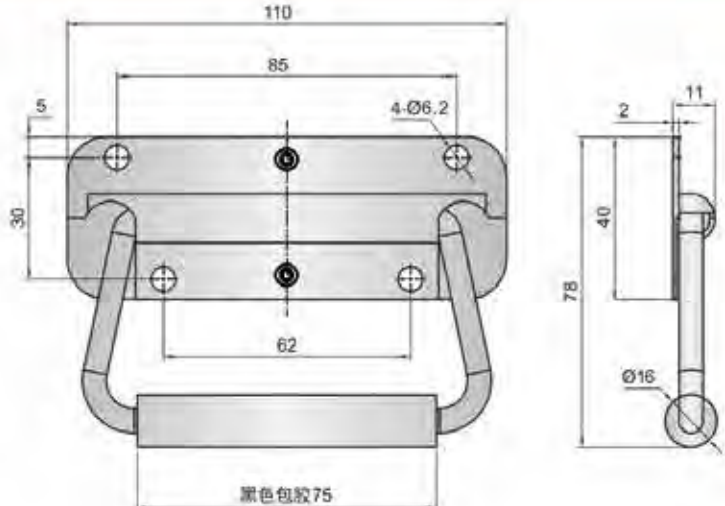
TEL: 13929897256


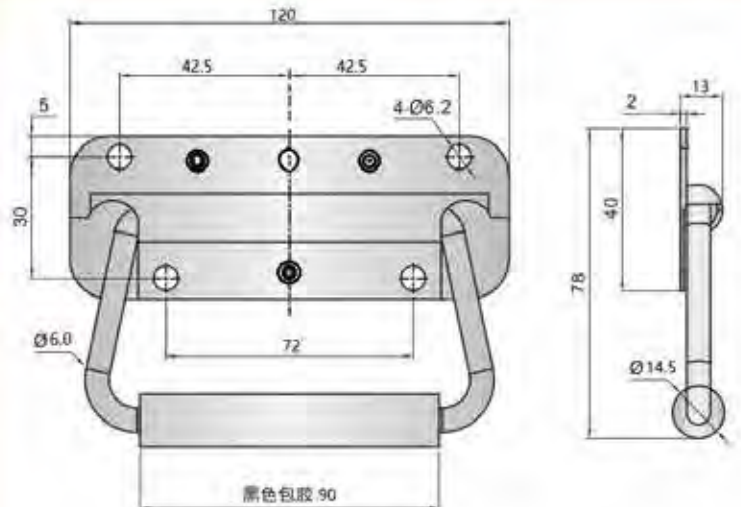
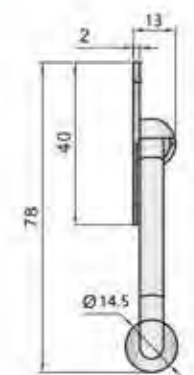
Email: 526202547@qq.com

把手锁 Handle lock		
圆柱锁 Cylinder lock		
平面锁 Plane lock		
连杆锁 Rod control lock		
面板锁 Panel lock		
搭扣锁 Tongle and hook		
拉手 Handles		
限位 Door stop		
铰链 Hinge		
冷库把手 Handle latch		
磁吸 Magnet catch		
附件 Accessories		

把手锁 Handle lock		
圆柱锁 Cylinder lock		
平面锁 Plane lock		
连杆锁 Rod control lock		
面板锁 Panel lock		
搭扣锁 Tongle and hook		
拉手 Handles		
限位 Door stop		
铰链 Hinge		
冷库把手 Handle latch		
磁吸 Magnet catch		
附件 Accessories		

把手锁 Handle lock			
圆柱锁 Cylinder lock			
平面锁 Plane lock			
连杆锁 Rod control lock			
面板锁 Panel lock			
搭扣锁 Tongue and hook			
拉手 Handles			
限位 Door stop			
铰链 Hinge			
冷库把手 Handle latch			
磁吸 Magnet catch			
附件 Accessories			
特征说明: 材 质: SPCC/SUS201/SUS304材质 表面处理: 镀锌, 镀铬, SUS研磨 结构功能: 外置式拉手, 通过螺丝固定安装, 把手设计方便握持, 安装拆卸方便 用 途: 一般适用于工具箱, 铁皮箱, 集装箱, 机箱, 木箱, 机械设备等各种钣金箱体使用 备 注: 不受门板厚度限制		Feature Description: Material: SPCC/SUS201/SUS304 material Surface treatment: nickel plating, chrome plating, SUS grinding Structural function: rebound handle, fixed and installed by screws, handle design is easy to hold, easy to install and disassemble Uses: Generally suitable for toolboxes, iron boxes, containers, chassis, wooden boxes, mechanical equipment and other sheet metal boxes Remarks: Not limited by door panel thickness	

把手锁 Handle lock			
圆柱锁 Cylinder lock			
平面锁 Plane lock			
连杆锁 Rod control lock			
面板锁 Panel lock			
搭扣锁 Tongue and hook			
拉手 Handles			
限位 Door stop			
铰链 Hinge			
冷库把手 Handle latch			
磁吸 Magnet catch			
附件 Accessories			
特征说明: 材 质: SPCC/SUS201/SUS304材质 表面处理: 镀锌, 镀铬, SUS研磨 结构功能: 反弹式拉手, 通过螺丝固定安装, 把手设计方便握持, 安装拆卸方便 用 途: 一般适用于工具箱, 铁皮箱, 集装箱, 机箱, 木箱, 机械设备等各种钣金箱体使用 备 注: 不受门板厚度限制		Feature Description: Material: SPCC/SUS201/SUS304 material Surface treatment: nickel plating, chrome plating, SUS grinding Structural function: rebound handle, fixed and installed by screws, handle design is easy to hold, easy to install and disassemble Uses: Generally suitable for toolboxes, iron boxes, containers, chassis, wooden boxes, mechanical equipment and other sheet metal boxes Remarks: Not limited by door panel thickness	

把手锁 Handle lock			
圆柱锁 Cylinder lock			
平面锁 Plane lock			
连杆锁 Rod control lock			
面板锁 Panel lock			
搭扣锁 Tongle and hook			
拉手 Handles			
限位 Door stop			
铰链 Hinge			
冷库把手 Handle latch			
磁吸 Magnet catch			
附件 Accessories			

LS016-120

特征说明:

- 材 质: SPCC/SUS201/SUS304材质
- 表面处理: 镀锌、镀铬、SUS研磨
- 结构功能: 反弹式拉手, 通过螺丝固定安装, 把手设计方便握持, 安装拆卸方便
- 用 途: 一般适用于工具箱、铁皮箱、集装箱、机箱、木箱、机械设备等各种钣金箱体使用
- 备 注: 不受门板厚度限制

Feature Description:


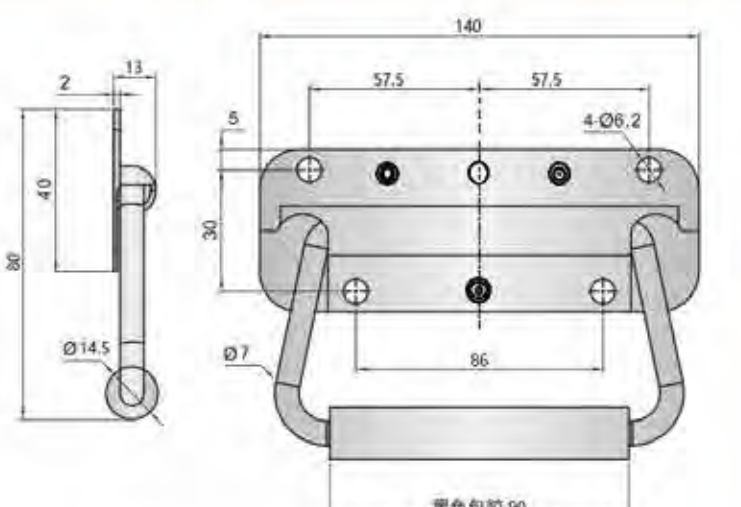
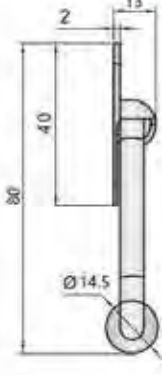
Material: SPCC/SUS201/SUS304 material

Surface treatment: nickel plating, chrome plating, SUS grinding

Structural function: rebound handle, fixed and installed by screws, handle design is easy to hold, easy to install and disassemble

Uses: Generally suitable for toolboxes, iron boxes, containers, chassis, wooden boxes, mechanical equipment and other sheet metal boxes

Remarks: Not limited by door panel thickness

把手锁 Handle lock			
圆柱锁 Cylinder lock			
平面锁 Plane lock			
连杆锁 Rod control lock			
面板锁 Panel lock			
搭扣锁 Tongle and hook			
拉手 Handles			
限位 Door stop			
铰链 Hinge			
冷库把手 Handle latch			
磁吸 Magnet catch			
附件 Accessories			

LS016-140

特征说明:

- 材 质: SPCC/SUS201/SUS304材质
- 表面处理: 镀锌、镀铬、SUS研磨
- 结构功能: 反弹式拉手, 通过螺丝固定安装, 把手设计方便握持, 安装拆卸方便
- 用 途: 一般适用于工具箱、铁皮箱、集装箱、机箱、木箱、机械设备等各种钣金箱体使用
- 备 注: 不受门板厚度限制

Feature Description:

Material: SPCC/SUS201/SUS304 material

Surface treatment: nickel plating, chrome plating, SUS grinding


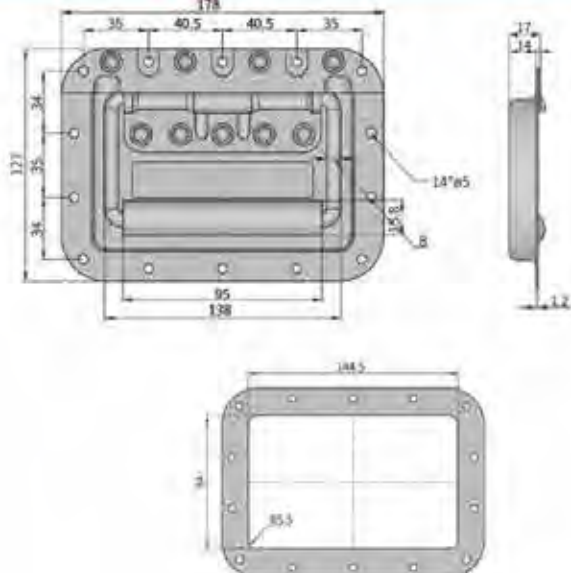

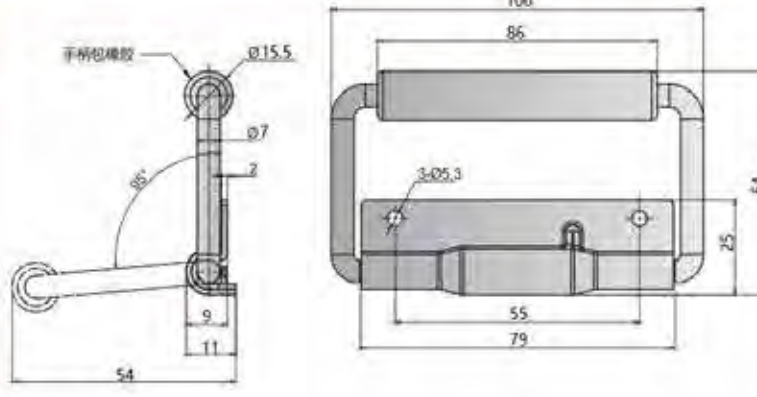

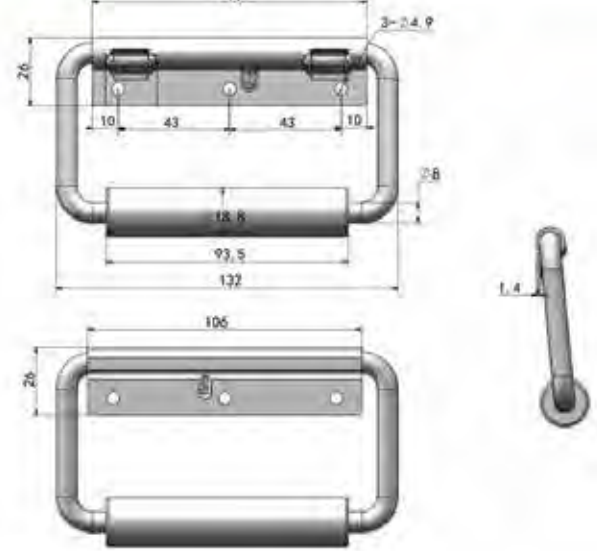
Structural function: rebound handle, fixed and installed by screws, handle design is easy to hold, easy to install and disassemble

Uses: Generally suitable for toolboxes, iron boxes, containers, chassis, wooden boxes, mechanical equipment and other sheet metal boxes

Remarks: Not limited by door panel thickness


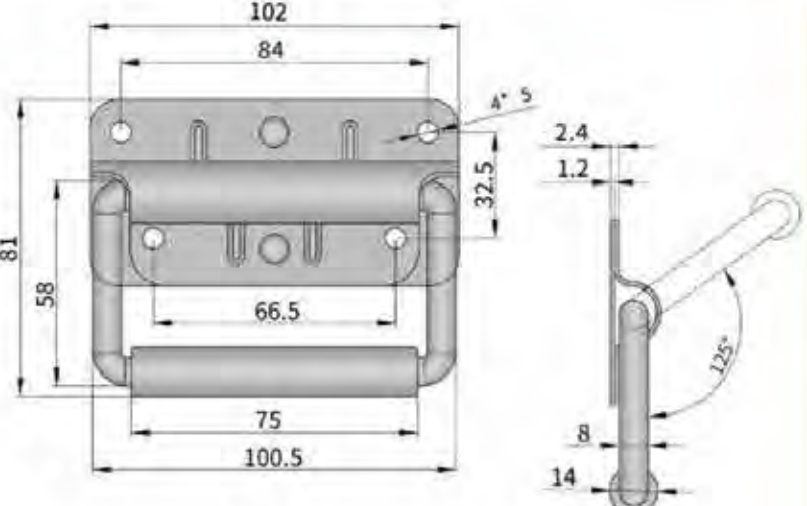

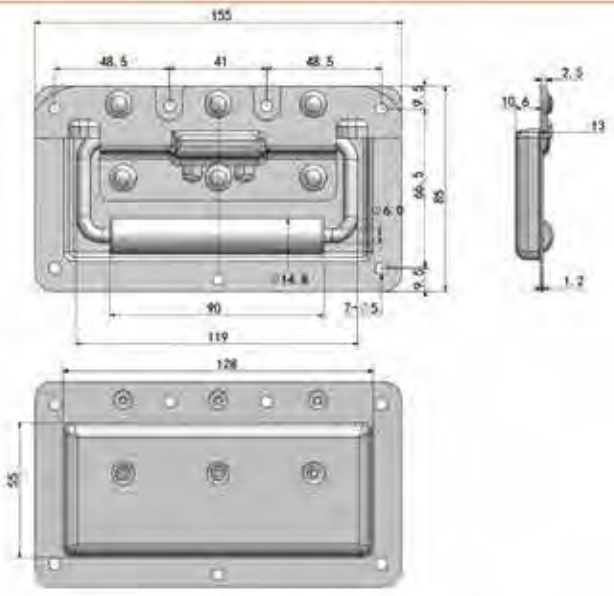
把手锁 Handle lock	 LS017-1	 110 100 70 60 85.7 47 6 4-24.1 9.6 8.7 0.9 82.7 51 91	特征说明: >材 质: SPCC/SUS201/SUS304材质 >表面处理: 镀锌、镀铬、SUS研磨 >结构功能: 外露式拉手, 通过螺丝固定安装, 把手设计方便握持, 安装拆卸方便 >用 途: 一般适用于工具箱、铁皮箱、集装箱、机箱、木箱、机械设备等各种钣金箱体使用 >备 注: 不受门板厚度限制	Feature Description: Material: SPCC/SUS201/SUS304 material Surface treatment: nickel plating, chrome plating, SUS grinding Structural function: exposed handle, fixed and installed by screws, handle design is easy to hold, easy to install and disassemble Uses: Generally suitable for toolboxes, iron boxes, containers, chassis, wooden boxes, mechanical equipment and other sheet metal boxes Remarks: Not limited by door panel thickness
圆柱锁 Cylinder lock				
平面锁 Plane lock				
连杆锁 Rod control lock				
面板锁 Panel lock	 LS017-2	 120 107 70 56.5 93.5 40 4*4 8 2 10.5 11.5 95 46 105 4*4.5	特征说明: >材 质: SPCC/SUS201/SUS304材质 >表面处理: 镀锌、镀铬、SUS研磨 >结构功能: 外露式拉手, 通过螺丝固定安装, 把手设计方便握持, 安装拆卸方便 >用 途: 一般适用于工具箱、铁皮箱、集装箱、机箱、木箱、机械设备等各种钣金箱体使用 >备 注: 不受门板厚度限制	Feature Description: Material: SPCC/SUS201/SUS304 material Surface treatment: nickel plating, chrome plating, SUS grinding Structural function: exposed handle, fixed and installed by screws, handle design is easy to hold, easy to install and disassemble Uses: Generally suitable for toolboxes, iron boxes, containers, chassis, wooden boxes, mechanical equipment and other sheet metal boxes Remarks: Not limited by door panel thickness
搭扣锁 Tongle and hook				
拉手 Handles				
限位 Door stop				
铰链 Hinge	 LS019-1	 148 138 46 107 93 83 92 123 161 10-25.2 16 25.7 131 78 R4.5	特征说明: >材 质: SPCC/SUS201/SUS304材质 >表面处理: 镀锌、镀铬、SUS研磨 >结构功能: 反弹式拉手, 通过螺丝固定安装, 把手设计方便握持, 安装拆卸方便 >用 途: 一般适用于工具箱、铁皮箱、集装箱、机箱、木箱、机械设备等各种钣金箱体使用 >备 注: 不受门板厚度限制	Feature Description: Material: SPCC/SUS201/SUS304 material Surface treatment: nickel plating, chrome plating, SUS grinding Structural function: rebound handle, fixed and installed by screws, handle design is easy to hold, easy to install and disassemble Uses: Generally suitable for toolboxes, iron boxes, containers, chassis, wooden boxes, mechanical equipment and other sheet metal boxes Remarks: Not limited by door panel thickness
冷库把手 Handle latch				
磁吸 Magnet catch				
附件 Accessories				



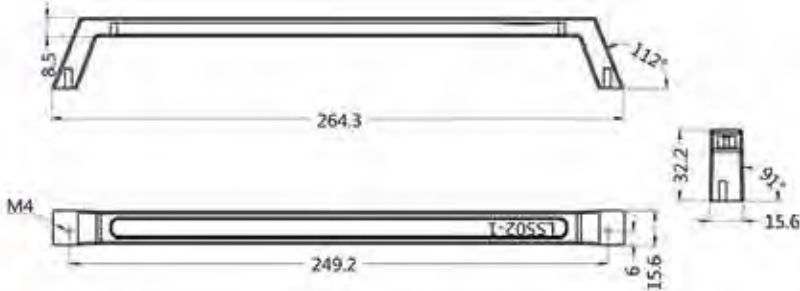
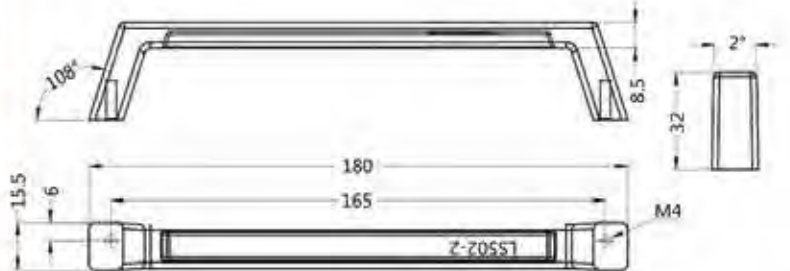
把手锁 Handle lock	 LS018-1	 132.6 117 80.5 69.5 72 100 4-Ø3.7 11.2 2.2 1 105 58 115 Ø13.5	特征说明: >材 质: SPCC/SUS201/SUS304材质 >表面处理: 镀锌、镀铬、SUS研磨 >结构功能: 反弹式拉手, 通过螺丝固定安装, 把手设计方便握持, 安装拆卸方便 >用 途: 一般适用于工具箱、铁皮箱、集装箱、机箱、木箱、机械设备等各种钣金箱体使用 >备 注: 不受门板厚度限制	Feature Description: Material: SPCC/SUS201/SUS304 material Surface treatment: nickel plating, chrome plating, SUS grinding Structural function: rebound handle, fixed and installed by screws, handle design is easy to hold, easy to install and disassemble Uses: Generally suitable for toolboxes, iron boxes, containers, chassis, wooden boxes, mechanical equipment and other sheet metal boxes Remarks: Not limited by door panel thickness
圆柱锁 Cylinder lock				
平面锁 Plane lock				
连杆锁 Rod control lock				
面板锁 Panel lock	 LS019-1	 148 138 46 107 93 83 92 123 161 10-25.2 16 25.7 131 78 R4.5	特征说明: >材 质: SPCC/SUS201/SUS304材质 >表面处理: 镀锌、镀铬、SUS研磨 >结构功能: 反弹式拉手, 通过螺丝固定安装, 把手设计方便握持, 安装拆卸方便 >用 途: 一般适用于工具箱、铁皮箱、集装箱、机箱、木箱、机械设备等各种钣金箱体使用 >备 注: 不受门板厚度限制	Feature Description: Material: SPCC/SUS201/SUS304 material Surface treatment: nickel plating, chrome plating, SUS grinding Structural function: rebound handle, fixed and installed by screws, handle design is easy to hold, easy to install and disassemble Uses: Generally suitable for toolboxes, iron boxes, containers, chassis, wooden boxes, mechanical equipment and other sheet metal boxes Remarks: Not limited by door panel thickness
搭扣锁 Tongle and hook				
拉手 Handles				
限位 Door stop				
铰链 Hinge	 LS019-1	 148 138 46 107 93 83 92 123 161 10-25.2 16 25.7 131 78 R4.5	特征说明: >材 质: SPCC/SUS201/SUS304材质 >表面处理: 镀锌、镀铬、SUS研磨 >结构功能: 反弹式拉手, 通过螺丝固定安装, 把手设计方便握持, 安装拆卸方便 >用 途: 一般适用于工具箱、铁皮箱、集装箱、机箱、木箱、机械设备等各种钣金箱体使用 >备 注: 不受门板厚度限制	Feature Description: Material: SPCC/SUS201/SUS304 material Surface treatment: nickel plating, chrome plating, SUS grinding Structural function: rebound handle, fixed and installed by screws, handle design is easy to hold, easy to install and disassemble Uses: Generally suitable for toolboxes, iron boxes, containers, chassis, wooden boxes, mechanical equipment and other sheet metal boxes Remarks: Not limited by door panel thickness
冷库把手 Handle latch				
磁吸 Magnet catch				
附件 Accessories				

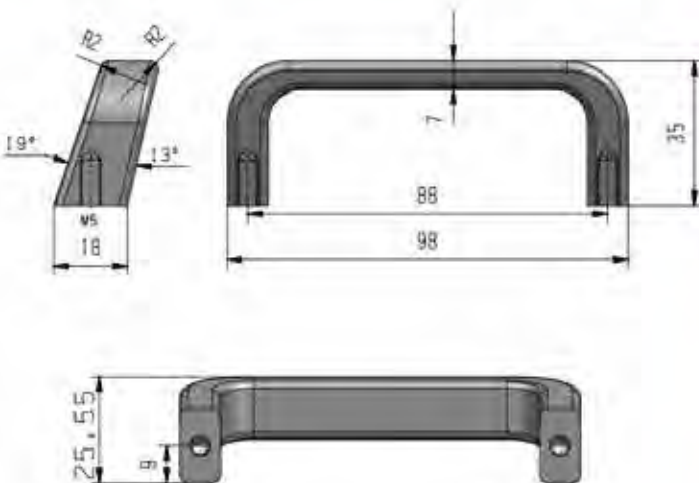

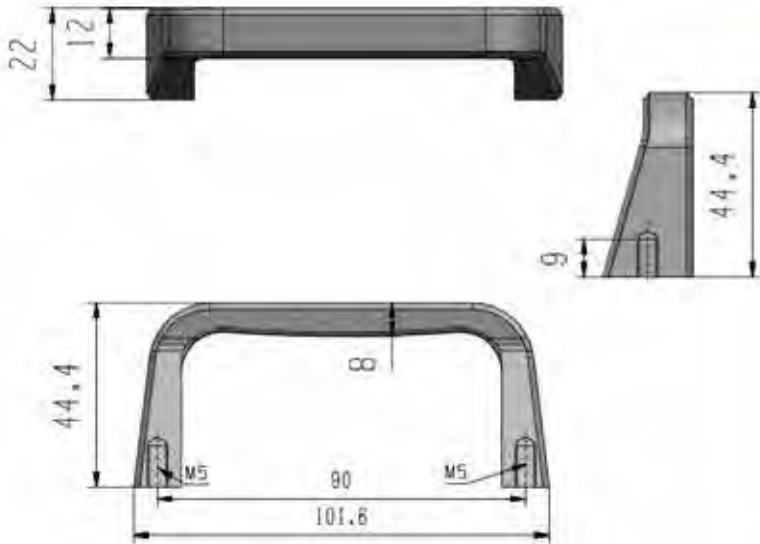

把手锁 Handle lock	 <p>LS019-2</p>		<p>特征说明:</p> <ul style="list-style-type: none"> 材 质: SPCC/SUS201/SUS304材质 表面处理: 镀锌、镀铬、SUS研磨 结构功能: 反弹式拉手, 通过螺丝固定安装, 把手设计方便握持, 安装拆卸方便 用 途: 一般适用于工具箱、铁皮箱、集装箱、机箱、木箱、机械设备等各种钣金箱体使用 备 注: 不受门板厚度限制
圆柱锁 Cylinder lock			
平面锁 Plane lock			
连杆锁 Rod control lock			
面板锁 Panel lock	 <p>LS020-1</p>		<p>Feature Description:</p> <p>Material: SPCC/SUS201/SUS304 material</p> <p>Surface treatment: nickel plating, chrome plating, SUS grinding</p> <p>Structural function: rebound handle, fixed and installed by screws, handle design is easy to hold, easy to install and disassemble</p> <p>Uses: Generally suitable for toolboxes, iron boxes, containers, chassis, wooden boxes, mechanical equipment and other sheet metal boxes</p> <p>Remarks: Not limited by door panel thickness</p>
搭扣锁 Tongle and hook			
拉手 Handles			
限位 Door stop			
铰链 Hinge	 <p>LS020-3</p>		<p>Feature Description:</p> <p>Material: SPCC/SUS201/SUS304 material</p> <p>Surface treatment: nickel plating, chrome plating, SUS grinding</p> <p>Structural function: rebound handle, fixed and installed by screws, handle design is easy to hold, easy to install and disassemble</p> <p>Uses: Generally suitable for toolboxes, iron boxes, containers, chassis, wooden boxes, mechanical equipment and other sheet metal boxes</p> <p>Remarks: Not limited by door panel thickness</p>
冷库把手 Handle latch			
磁吸 Magnet catch			
附件 Accessories			

把手锁 Handle lock	 <p>LS020-2</p>		<p>特征说明:</p> <ul style="list-style-type: none"> 材 质: SPCC/SUS201/SUS304材质 表面处理: 镀锌、镀铬、SUS研磨 结构功能: 反弹式拉手, 通过螺丝固定安装, 把手设计方便握持, 安装拆卸方便 用 途: 一般适用于工具箱、铁皮箱、集装箱、机箱、木箱、机械设备等各种钣金箱体使用 备 注: 不受门板厚度限制
圆柱锁 Cylinder lock			
平面锁 Plane lock			
连杆锁 Rod control lock			
面板锁 Panel lock	 <p>LS020-1</p>		<p>Feature Description:</p> <p>Material: SPCC/SUS201/SUS304 material</p> <p>Surface treatment: nickel plating, chrome plating, SUS grinding</p> <p>Structural function: rebound handle, fixed and installed by screws, handle design is easy to hold, easy to install and disassemble</p> <p>Uses: Generally suitable for toolboxes, iron boxes, containers, chassis, wooden boxes, mechanical equipment and other sheet metal boxes</p> <p>Remarks: Not limited by door panel thickness</p>
搭扣锁 Tongle and hook			
拉手 Handles			
限位 Door stop			
铰链 Hinge	 <p>LS020-3</p>		<p>Feature Description:</p> <p>Material: SPCC/SUS201/SUS304 material</p> <p>Surface treatment: nickel plating, chrome plating, SUS grinding</p> <p>Structural function: rebound handle, fixed and installed by screws, handle design is easy to hold, easy to install and disassemble</p> <p>Uses: Generally suitable for toolboxes, iron boxes, containers, chassis, wooden boxes, mechanical equipment and other sheet metal boxes</p> <p>Remarks: Not limited by door panel thickness</p>
冷库把手 Handle latch			
磁吸 Magnet catch			
附件 Accessories			

把手锁 Handle lock		
圆柱锁 Cylinder lock		
平面锁 Plane lock		
连杆锁 Rod control lock		
面板锁 Panel lock	特征说明: 材 质: SPCC/SUS201/SUS304材质 表面处理: 镀镍、镀铬、SUS研磨 结构功能: 外露式拉手, 通过螺丝固定安装, 把手设计方便握持, 安装拆卸方便 用 途: 一般适用于工具箱、铁皮箱、集装箱、机箱、水箱、机械设备等各种钣金箱体使用 备 注: 不受门板厚度限制	Feature Description: Material: SPCC/SUS201/SUS304 material Surface treatment: nickel plating, chrome plating, SUS grinding Structural function: exposed handle, fixed and installed by screws, handle design is easy to hold, easy to install and disassemble Uses: Generally suitable for toolboxes, iron boxes, containers, chassis, wooden boxes, mechanical equipment and other sheet metal boxes Remarks: Not limited by door panel thickness
搭扣锁 Tongle and hook		
拉手 Handles		
限位 Door stop		
铰链 Hinge		
冷库把手 Handle latch		
磁吸 Magnet catch	特征说明: 材 质: SPCC/SUS201/SUS304材质 表面处理: 镀镍、镀铬、SUS研磨 结构功能: 外露式拉手, 通过螺丝固定安装, 把手设计方便握持, 安装拆卸方便 用 途: 一般适用于工具箱、铁皮箱、集装箱、机箱、水箱、机械设备等各种钣金箱体使用 备 注: 不受门板厚度限制	Feature Description: Material: SPCC/SUS201/SUS304 material Surface treatment: nickel plating, chrome plating, SUS grinding Structural function: exposed handle, fixed and installed by screws, handle design is easy to hold, easy to install and disassemble Uses: Generally suitable for toolboxes, iron boxes, containers, chassis, wooden boxes, mechanical equipment and other sheet metal boxes Remarks: Not limited by door panel thickness
附件 Accessories		

把手锁 Handle lock		
圆柱锁 Cylinder lock		
平面锁 Plane lock		
连杆锁 Rod control lock		
面板锁 Panel lock	特征说明: 材 质: SPCC/SUS201/SUS304材质 表面处理: 镀镍、镀铬、SUS研磨 结构功能: 回弹式拉手, 通过螺丝固定安装, 把手设计方便握持, 安装拆卸方便 用 途: 一般适用于工具箱、铁皮箱、集装箱、机箱、水箱、机械设备等各种钣金箱体使用 备 注: 不受门板厚度限制	Feature Description: Material: SPCC/SUS201/SUS304 material Surface treatment: nickel plating, chrome plating, SUS grinding Structural function: rebound handle, fixed and installed by screws, handle design is easy to hold, easy to install and disassemble Uses: Generally suitable for toolboxes, iron boxes, containers, chassis, wooden boxes, mechanical equipment and other sheet metal boxes Remarks: Not limited by door panel thickness
搭扣锁 Tongle and hook		
拉手 Handles		
限位 Door stop		
铰链 Hinge		
冷库把手 Handle latch		
磁吸 Magnet catch	特征说明: 材 质: SPCC/SUS201/SUS304材质 表面处理: 镀镍、镀铬、SUS研磨 结构功能: 回弹式拉手, 通过螺丝固定安装, 把手设计方便握持, 安装拆卸方便 用 途: 一般适用于工具箱、铁皮箱、集装箱、机箱、水箱、机械设备等各种钣金箱体使用 备 注: 不受门板厚度限制	Feature Description: Material: SPCC/SUS201/SUS304 material Surface treatment: nickel plating, chrome plating, SUS grinding Structural function: rebound handle, fixed and installed by screws, handle design is easy to hold, easy to install and disassemble Uses: Generally suitable for toolboxes, iron boxes, containers, chassis, wooden boxes, mechanical equipment and other sheet metal boxes Remarks: Not limited by door panel thickness
附件 Accessories		

把手锁 Handle lock	 LS502-1	 LS502-2	
圆柱锁 Cylinder lock			
平面锁 Plane lock			
连杆锁 Rod control lock			
面板锁 Panel lock			
搭扣锁 Tongle and hook			
拉手 Handles			
限位 Door stop			
铰链 Hinge			
冷库把手 Handle latch			
磁吸 Magnet catch	<p>特征说明:</p> <ul style="list-style-type: none">材 质: SUS/锌合金两种材质表面处理: 黑色, 纳米, 镀铬, 亚光, SUS镜面结构功能: 外露式拉手, 通过螺丝固定, 安装、拆卸简单快捷用 途: 一般适用于机箱、机柜、服务器、机械、机床设备等钣金箱体使用备 注: 不受门板厚度限制		
附件 Accessories	<p>Feature Description:</p> <p>Material: SUS/zinc alloy two materials</p> <p>Surface treatment: black, nano, chrome, matt, SUS mirror</p> <p>Structural function: exposed handle, fixed by screws, easy and quick to install and disassemble</p> <p>Uses: Generally suitable for chassis, cabinets, servers, machinery, machine tools and other sheet metal boxes</p> <p>Remarks: Not limited by door panel thickness</p>		

	 <div>LS502-4</div>	<div>把手锁 Handle lock</div> <div>圆柱锁 Cylinder lock</div> <div>平面锁 Plane lock</div> <div>连杆锁 Rod control lock</div>
<div>Feature Description: Material: zinc alloy material Surface treatment: black, nano, chrome plated, matt Structural function: exposed handle, fixed by screws, easy and quick to install and disassemble Uses: Generally suitable for chassis, cabinets, servers, machinery, machine tools and other sheet metal boxes Remarks: Not limited by door panel thickness</div>	<div>特征说明: 材质: 锌合金材质 表面处理: 黑色, 纳米, 镀铬, 亚光 结构功能: 外露式拉手, 通过螺丝固定, 安装、拆卸简单快捷 用途: 一般适用于机箱、机柜、服务器、机械、机床设备等钣金箱体使用 备注: 不受门板厚度限制</div>	<div>面板锁 Panel lock</div> <div>搭扣锁 Tongle and hook</div>
	 <div>LS502-5</div>	<div>拉手 Handles</div> <div>限位 Door stop</div> <div>铰链 Hinge</div> <div>冷库把手 Handle latch</div>
<div>Feature Description: Material: zinc alloy material Surface treatment: black, nano, chrome plated, matt Structural function: exposed handle, fixed by screws, easy and quick to install and disassemble Uses: Generally suitable for chassis, cabinets, servers, machinery, machine tools and other sheet metal boxes Remarks: Not limited by door panel thickness</div>	<div>特征说明: 材质: 锌合金材质 表面处理: 黑色, 纳米, 镀铬, 亚光 结构功能: 外露式拉手, 通过螺丝固定, 安装、拆卸简单快捷 用途: 一般适用于机箱、机柜、服务器、机械、机床设备等钣金箱体使用 备注: 不受门板厚度限制</div>	<div>磁吸 Magnet catch</div> <div>附件 Accessories</div>

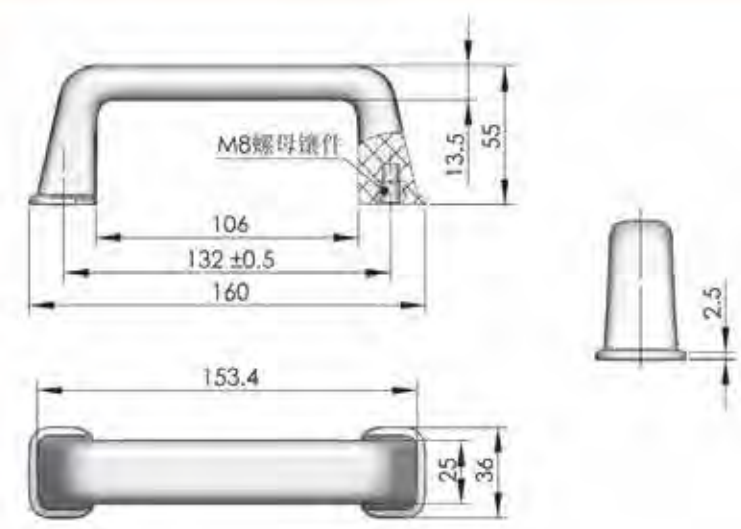
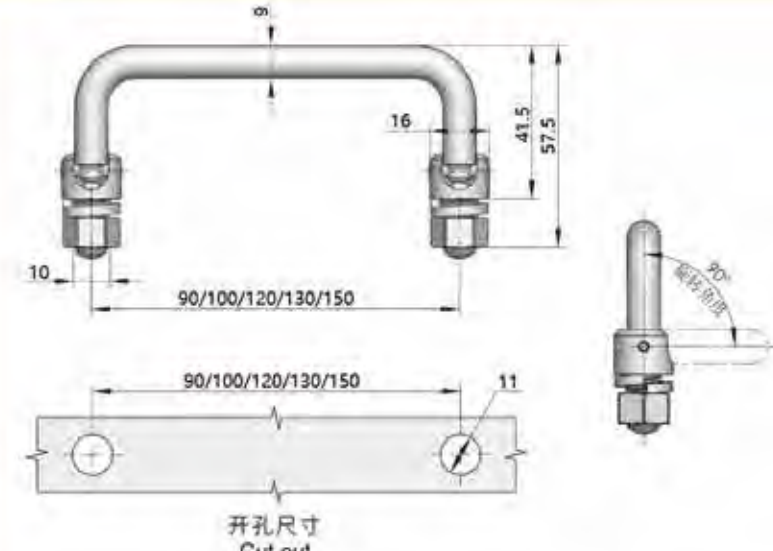
把手锁 Handle lock		
圆柱锁 Cylinder lock	LS503系列	
平面锁 Plane lock	LS503系列	
连杆锁 Rod control lock	LS503系列	
面板锁 Panel lock	LS503系列	
搭扣锁 Tongle and hook	LS503系列	
拉手 Handles	LS503系列	
限位 Door stop	LS503系列	
铰链 Hinge	LS503系列	
冷库把手 Handle latch	LS503系列	
磁吸 Magnet catch	LS503系列	
附件 Accessories	LS503系列	

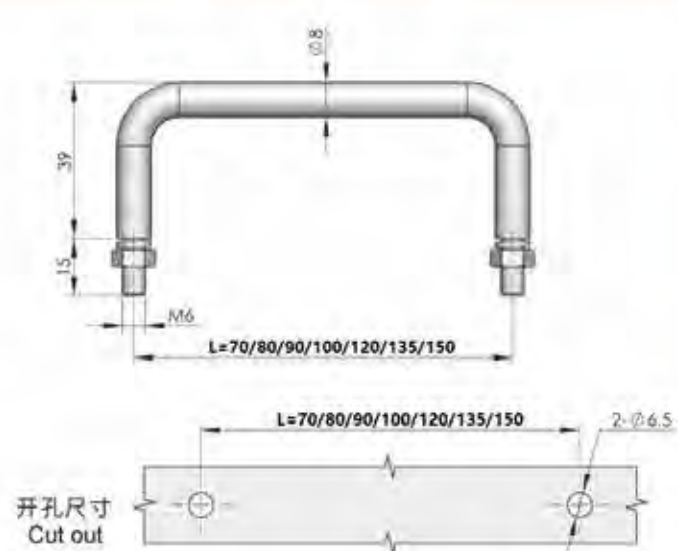

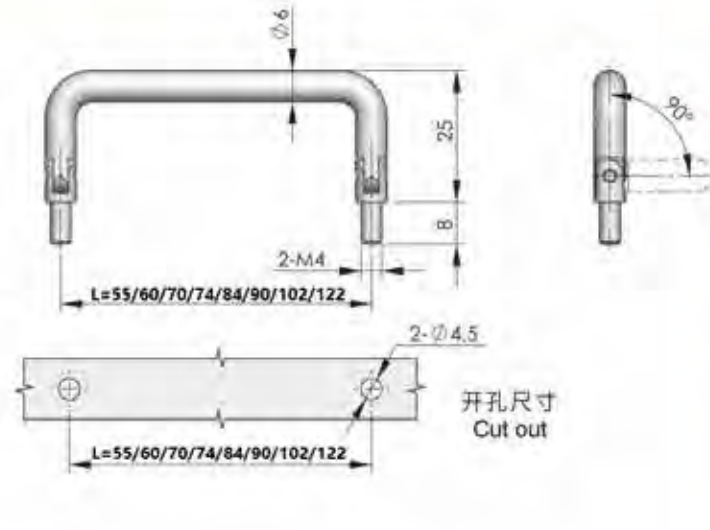

特征说明: 材料: SPCC/SUS201/SUS304材质 表面处理: 镀铬, SUS研磨 结构功能: 外露式折叠拉手, 通过螺丝固定安装, 安装拆卸简单方便 用途: 一般适用于工具箱, 铁皮箱, 集装箱, 机箱, 木箱, 机械设备等各种钣金箱体使用 备注: 不受门板厚度限制	Feature Description: Material: SPCC/SUS201/SUS304 material Surface treatment: chrome plating, SUS grinding Structural function: exposed handle, fixed and installed by screws, handle design is easy to hold, easy to install and disassemble Uses: Generally suitable for toolboxes, iron boxes, containers, chassis, wooden boxes, mechanical equipment and other sheet metal boxes Remarks: Not limited by door panel thickness
---	--

	
LS504-1	

特征说明: 材料: SPCC/SUS201/SUS304材质 表面处理: 镀镍, 镀铬, SUS研磨 结构功能: 回弹式拉手, 通过螺丝固定安装, 把手设计方便握持, 安装拆卸方便 用途: 一般适用于工具箱, 铁皮箱, 集装箱, 机箱, 木箱, 机械设备等各种钣金箱体使用 备注: 不受门板厚度限制	Feature Description: Material: SPCC/SUS201/SUS304 material Surface treatment: nickel plating, chrome plating, SUS grinding Structural function: rebound handle, fixed and installed by screws, handle design is easy to hold, easy to install and disassemble Uses: Generally suitable for toolboxes, iron boxes, containers, chassis, wooden boxes, mechanical equipment and other sheet metal boxes Remarks: Not limited by door panel thickness
---	--

--

把手锁 Handle lock	 LS505-1		<p>特征说明:</p> <ul style="list-style-type: none">材 质: ABS/尼龙表面处理: 黑色结构功能: 外置式拉手, 通过螺丝固定, 安装、拆卸简单快捷用 途: 一般适用于机箱、机柜、服务器、机械、机床设备等钣金箱体使用备 注: 不受门板厚度限制
圆柱锁 Cylinder lock			
平面锁 Plane lock			
连杆锁 Rod control lock			
面板锁 Panel lock	<p>Feature Description:</p> <p>Material: ADC aluminum alloy</p> <p>Surface treatment: oxidation</p> <p>Structural function: rebound handle, fixed and installed by screws, handle design is easy to hold, easy to install and disassemble</p> <p>Uses: Generally suitable for toolboxes, iron boxes, containers, chassis, wooden boxes, mechanical equipment and other sheet metal boxes</p> <p>Remarks: Not limited by door panel thickness</p>		
搭扣锁 Tongle and hook	 LS506系列		<p>特征说明:</p> <ul style="list-style-type: none">材 质: SPCC/SUS201/SUS304材质表面处理: 镀铬, SUS研磨结构功能: 外置式折叠拉手, 通过螺丝固定锁紧, 安装拆卸简单方便用 途: 一般适用于工具箱、铁皮箱、集装箱、机箱、木箱、机械设备等各种钣金箱体使用备 注: 不受门板厚度限制
拉手 Handles			
限位 Door stop			
铰链 Hinge			
冷库把手 Handle latch	<p>Feature Description:</p> <p>Material: SPCC/SUS201/SUS304 material</p> <p>Surface treatment: chrome plating, SUS grinding</p> <p>Structural function: exposed handle, fixed and installed by screws, handle design is easy to hold, easy to install and disassemble</p> <p>Uses: Generally suitable for toolboxes, iron boxes, containers, chassis, wooden boxes, mechanical equipment and other sheet metal boxes</p> <p>Remarks: Not limited by door panel thickness</p>		
磁吸 Magnet catch	 LS508系列		<p>特征说明:</p> <ul style="list-style-type: none">材 质: SPCC/SUS201/SUS304材质表面处理: 镀铬, SUS研磨结构功能: 外置式折叠拉手, 通过螺丝固定锁紧, 安装拆卸简单方便用 途: 一般适用于工具箱、铁皮箱、集装箱、机箱、木箱、机械设备等各种钣金箱体使用备 注: 不受门板厚度限制
附件 Accessories			

		把手锁 Handle lock
		圆柱锁 Cylinder lock
		平面锁 Plane lock
	LS507系列	连杆锁 Rod control lock
Feature Description: Material: SPCC/SUS201/SUS304 material Surface treatment: chrome plating, SUS grinding Structural function: exposed handle, fixed and installed by screws, handle design is easy to hold, easy to install and disassemble Uses: Generally suitable for toolboxes, iron boxes, containers, chassis, wooden boxes, mechanical equipment and other sheet metal boxes Remarks: Not limited by door panel thickness	特征说明: 材质: SPCC/SUS201/SUS304材质 表面处理: 镀铬, SUS研磨 结构功能: 外置固定式拉手, 通过螺丝固定锁紧, 安装拆卸简单方便 用途: 一般适用于工具箱、铁皮箱、集装箱、机箱、木箱、机械设备等各种钣金箱体使用 备注: 不受门板厚度限制	面板锁 Panel lock
		搭扣锁 Tongle and hook
	LS508系列	拉手 Handles
Feature Description: Material: SPCC/SUS201/SUS304 material Surface treatment: chrome plating, SUS grinding Structural function: exposed handle, fixed and installed by screws, handle design is easy to hold, easy to install and disassemble Uses: Generally suitable for toolboxes, iron boxes, containers, chassis, wooden boxes, mechanical equipment and other sheet metal boxes Remarks: Not limited by door panel thickness	特征说明: 材质: SPCC/SUS201/SUS304材质 表面处理: 镀铬, SUS研磨 结构功能: 外置式折叠拉手, 通过螺丝固定锁紧, 安装拆卸简单方便 用途: 一般适用于工具箱、铁皮箱、集装箱、机箱、木箱、机械设备等各种钣金箱体使用 备注: 不受门板厚度限制	限位 Door stop
		铰链 Hinge
		冷库把手 Handle latch
		磁吸 Magnet catch
		附件 Accessories

把手锁 Handle lock			
圆柱锁 Cylinder lock			
平面锁 Plane lock			
连杆锁 Rod control lock			
面板锁 Panel lock			
搭扣锁 Tongle and hook			
拉手 Handles			
限位 Door stop			
铰链 Hinge			
冷库把手 Handle latch			
磁吸 Magnet catch			
附件 Accessories			

LS509系列

特征说明:

- 材 质: SPCC/SUS201/SUS304材质
- 表面处理: 电镀, SUS研磨
- 结构功能: 外露式折拉手, 通过螺丝固定锁紧, 安装拆卸简单方便
- 用 途: 一般适用于工具箱、铁皮箱、集装箱、机箱、木箱、机械设备等各种钣金箱体使用
- 备 注: 不受门板厚度限制

Feature Description:


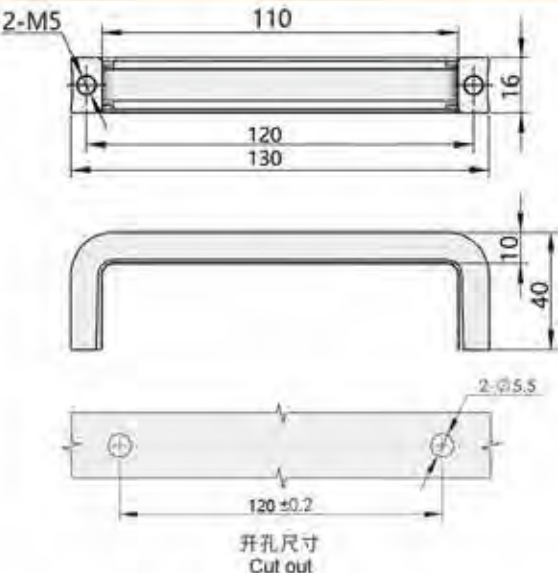
Material: SPCC/SUS201/SUS304 material

Surface treatment: chrome plating, SUS grinding

Structural function: exposed folding handle, fixed and locked by screws, easy to install and disassemble

Uses: Generally suitable for toolboxes, iron boxes, containers, chassis, wooden boxes, mechanical equipment and other sheet metal boxes

Remarks: Not limited by door panel thickness

把手锁 Handle lock			
圆柱锁 Cylinder lock			
平面锁 Plane lock			
连杆锁 Rod control lock			
面板锁 Panel lock			
搭扣锁 Tongle and hook			
拉手 Handles			
限位 Door stop			
铰链 Hinge			
冷库把手 Handle latch			
磁吸 Magnet catch			
附件 Accessories			

LS510-120

特征说明:

- 材 质: SUS/锌合金两种材质
- 表面处理: 黑色, 纳米, 镀铬, 亚光, SUS镜面
- 结构功能: 外露式拉手, 通过螺丝固定, 安装, 拆卸简单快捷
- 用 途: 一般适用于机箱、机柜、服务器、机械、机床设备等钣金箱体使用
- 备 注: 不受门板厚度限制

Feature Description:


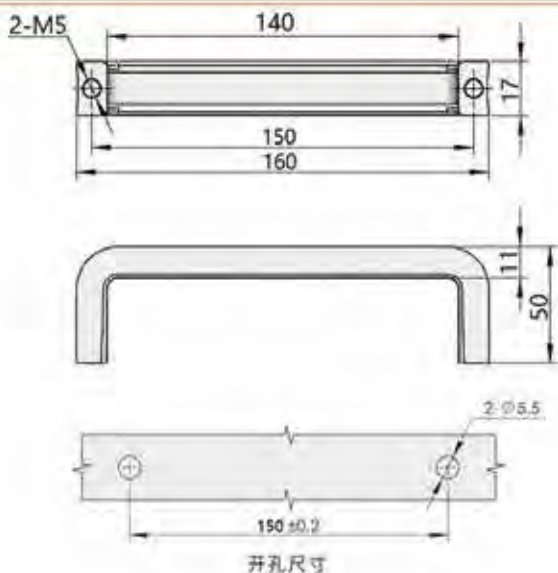
Material: SUS/zinc alloy two materials

Surface treatment: black, nano, chrome, matt, SUS mirror

Structural function: exposed handle, fixed by screws, easy and quick to install and disassemble

Uses: Generally suitable for chassis, cabinets, servers, machinery, machine tools and other sheet metal boxes

Remarks: Not limited by door panel thickness

把手锁 Handle lock			
圆柱锁 Cylinder lock			
平面锁 Plane lock			
连杆锁 Rod control lock			
面板锁 Panel lock			
搭扣锁 Tongle and hook			
拉手 Handles			
限位 Door stop			
铰链 Hinge			
冷库把手 Handle latch			
磁吸 Magnet catch			
附件 Accessories			

LS510-150

特征说明:

- 材 质: SUS/锌合金两种材质
- 表面处理: 黑色, 纳米, 镀铬, 亚光, SUS镜面
- 结构功能: 外露式拉手, 通过螺丝固定, 安装, 拆卸简单快捷
- 用 途: 一般适用于机箱、机柜、服务器、机械、机床设备等钣金箱体使用
- 备 注: 不受门板厚度限制

Feature Description:


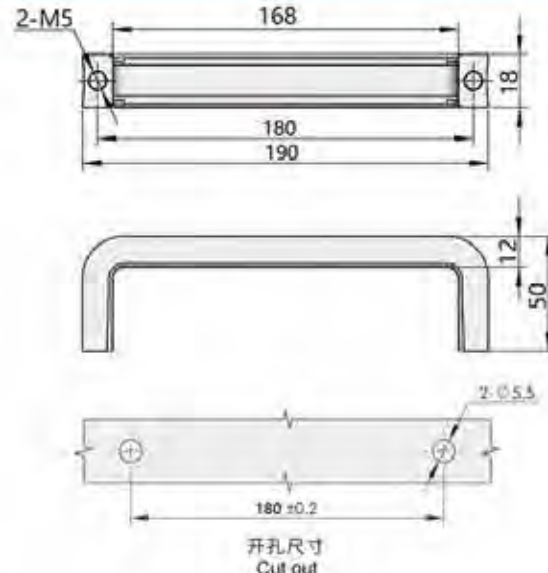
Material: SUS/zinc alloy two materials

Surface treatment: black, nano, chrome, matt, SUS mirror

Structural function: exposed handle, fixed by screws, easy and quick to install and disassemble

Uses: Generally suitable for chassis, cabinets, servers, machinery, machine tools and other sheet metal boxes

Remarks: Not limited by door panel thickness

把手锁 Handle lock			
圆柱锁 Cylinder lock			
平面锁 Plane lock			
连杆锁 Rod control lock			
面板锁 Panel lock			
搭扣锁 Tongle and hook			
拉手 Handles			
限位 Door stop			
铰链 Hinge			
冷库把手 Handle latch			
磁吸 Magnet catch			
附件 Accessories			

LS510-180

特征说明:

- 材 质: SUS/锌合金两种材质
- 表面处理: 黑色, 纳米, 镀铬, 亚光, SUS镜面
- 结构功能: 外露式拉手, 通过螺丝固定, 安装、拆卸简单快捷
- 用 途: 一般适用于机箱、机柜、服务器、机械、机床设备等钣金箱体使用
- 备 注: 不受门板厚度限制

Feature Description:

Material: SUS/zinc alloy two materials

Surface treatment: black, nano, chrome, matt, SUS mirror

Structural function: exposed handle, fixed by screws, easy and quick to install and disassemble

Uses: Generally suitable for chassis, cabinets, servers, machinery, machine tools and other sheet metal boxes

Remarks: Not limited by door panel thickness

LS511系列

特征说明:

- 材 质: SPCC/SUS201/SUS304材质
- 表面处理: 镀铬, SUS镜面
- 结构功能: 外露固定式拉手, 通过螺丝固定安装, 安装拆卸简单方便
- 用 途: 一般适用于工具箱、铁皮箱、集装箱、机箱、木箱、机械设备等各种钣金箱体使用
- 备 注: 不受门板厚度限制

Feature Description:


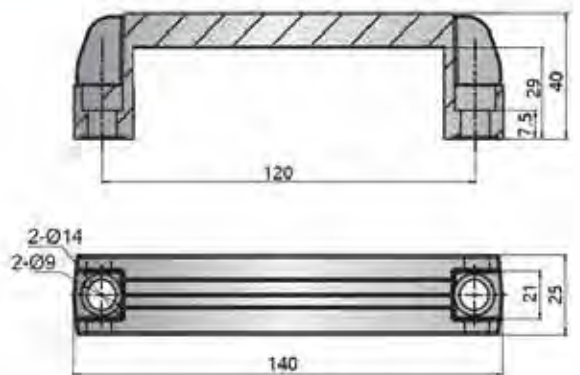
Material: SPCC/SUS201/SUS304 material

Surface treatment: chrome plating, SUS grinding

Structural function: exposed folding handle, fixed and locked by screws, easy to install and disassemble

Uses: Generally suitable for toolboxes, iron boxes, containers, chassis, wooden boxes, mechanical equipment and other sheet metal boxes

Remarks: Not limited by door panel thickness

把手锁 Handle lock			
圆柱锁 Cylinder lock			
平面锁 Plane lock			
连杆锁 Rod control lock			
面板锁 Panel lock			
搭扣锁 Tongle and hook			
拉手 Handles			
限位 Door stop			
铰链 Hinge			
冷库把手 Handle latch			
磁吸 Magnet catch			
附件 Accessories			

LS512-1

特征说明:

- 材 质: ABS/尼龙
- 表面处理: 黑色
- 结构功能: 外露式拉手, 通过螺丝固定, 安装、拆卸简单快捷
- 用 途: 一般适用于机箱、机柜、服务器、机械、机床设备等钣金箱体使用
- 备 注: 不受门板厚度限制

Feature Description:

Material: ABS/nylon

Surface treatment: black

Structural function: exposed handle, fixed by screws, easy and quick to install and disassemble

Uses: Generally suitable for chassis, cabinets, servers, machinery, machine tools and other sheet metal boxes

Remarks: Not limited by door panel thickness

LS512-2

特征说明:

- 材 质: ABS/尼龙
- 表面处理: 黑色
- 结构功能: 外露式拉手, 通过螺丝固定, 安装、拆卸简单快捷
- 用 途: 一般适用于机箱、机柜、服务器、机械、机床设备等钣金箱体使用
- 备 注: 不受门板厚度限制

Feature Description:

Material: ABS/nylon

Surface treatment: black

Structural function: exposed handle, fixed by screws, easy and quick to install and disassemble

Uses: Generally suitable for chassis, cabinets, servers, machinery, machine tools and other sheet metal boxes

Remarks: Not limited by door panel thickness

LS512-3

特征说明:

- 材 质: ABS/尼龙
- 表面处理: 黑色
- 结构功能: 外露式拉手, 通过螺丝固定, 安装、拆卸简单快捷
- 用 途: 一般适用于机箱、机柜、服务器、机械、机床设备等钣金箱体使用
- 备 注: 不受门板厚度限制

Feature Description:

Material: ABS/nylon




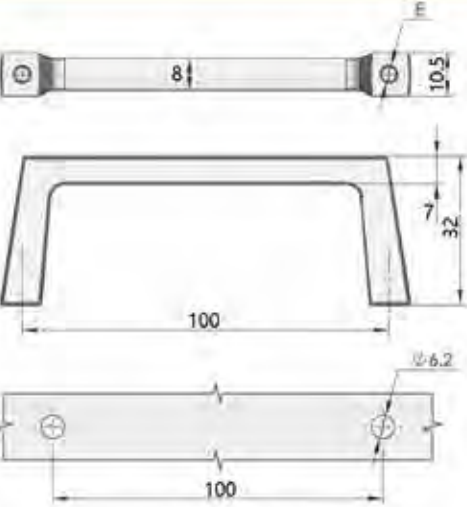
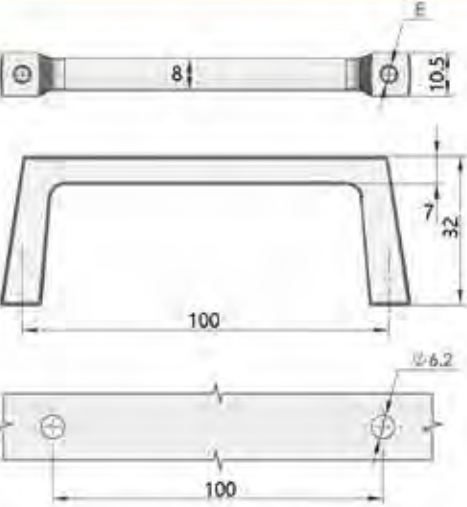
Surface treatment: black

Structural function: exposed handle, fixed by screws, easy and quick to install and disassemble

Uses: Generally suitable for chassis, cabinets, servers, machinery, machine tools and other sheet metal boxes


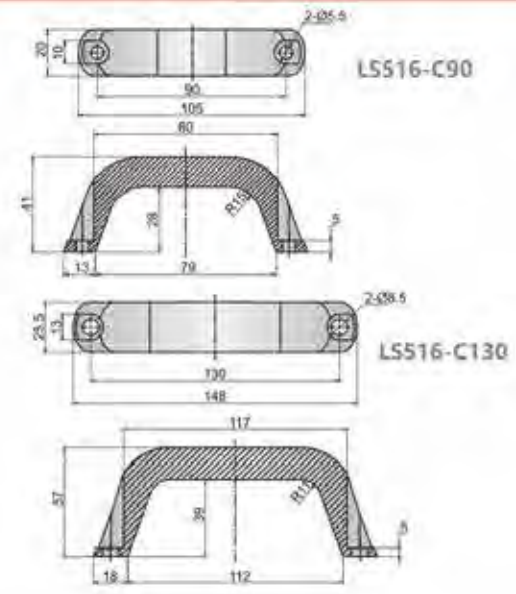

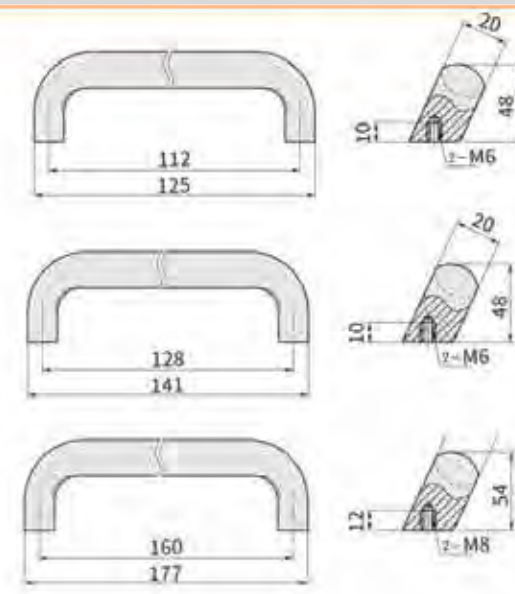

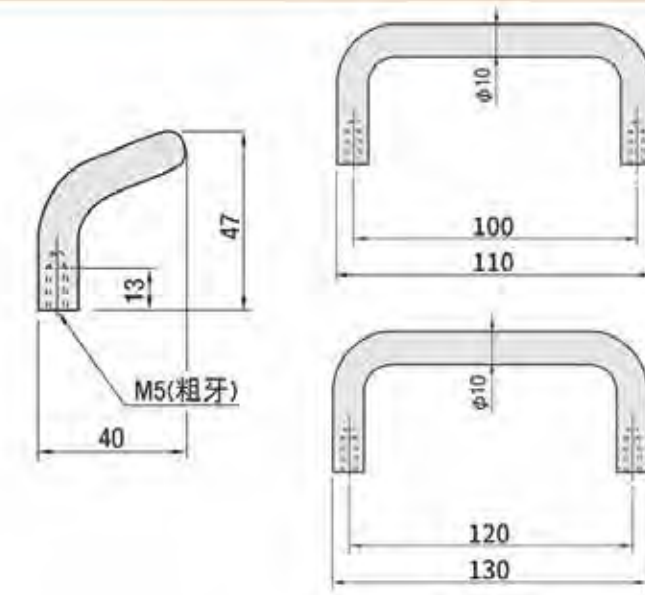
Remarks: Not limited by door panel thickness


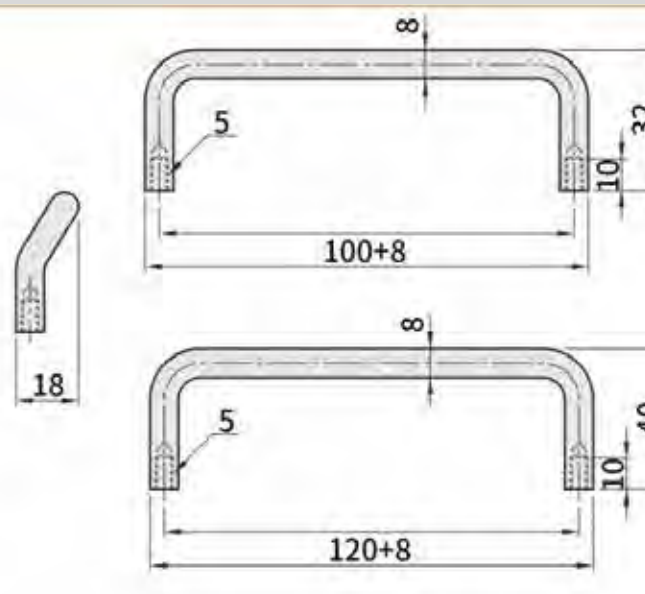

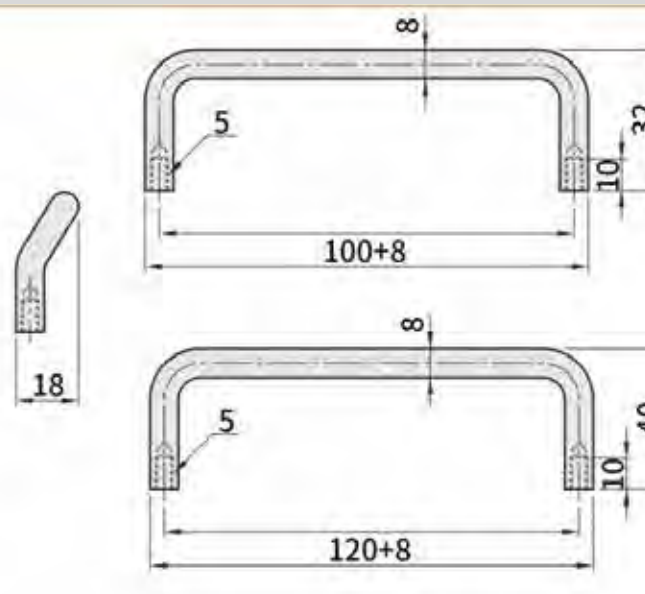
把手锁 Handle lock	 <p>LS513系列</p>		<p>特征说明:</p> <p>>材 质: PA基座, ADC铝管, 可定制SUS管</p> <p>>表面处理: 黑色</p> <p>>结构功能: 外露式拉手, 通过螺丝固定, 安装、拆卸 简易快捷</p> <p>>用 途: 一般适用于机箱、机柜、服务器、机械、 机床设备等钣金箱体使用</p> <p>>备 注: 不受门板厚度限制</p>
圆柱锁 Cylinder lock			
平面锁 Plane lock			
连杆锁 Rod control lock			
面板锁 Panel lock	 <p>LS514-1</p>	<p>Feature Description:</p> <p>Material: PA base, ADC aluminum tube, can be customized SUS tube</p> <p>Surface treatment: black</p> <p>Structural function: exposed handle, fixed by screws, easy and quick to install and disassemble</p> <p>Uses: Generally suitable for chassis, cabinets, servers, machinery, machine tools and other sheet metal boxes</p> <p>Remarks: Not limited by door panel thickness</p>	<p>特征说明:</p> <p>>材 质: 锌合金材质</p> <p>>表面处理: 黑色, 纳米, 镀铬, 亚光</p> <p>>结构功能: 外露式拉手, 通过螺丝固定, 安装、拆卸 简易快捷</p> <p>>用 途: 一般适用于机箱、机柜、服务器、机械、 机床设备等钣金箱体使用</p> <p>>备 注: 不受门板厚度限制</p>
搭扣锁 Tongle and hook			
拉手 Handles			
限位 Door stop			
铰链 Hinge	 <p>开孔尺寸 Cut out</p>	<p>Feature Description:</p> <p>Material: zinc alloy material</p> <p>Surface treatment: black, nano, chrome plated, matt</p> <p>Structural function: exposed handle, fixed by screws, easy and quick to install and disassemble</p> <p>Uses: Generally suitable for chassis, cabinets, servers, machinery, machine tools and other sheet metal boxes</p> <p>Remarks: Not limited by door panel thickness</p>	<p>特征说明:</p> <p>>材 质: 锌合金材质</p> <p>>表面处理: 黑色, 纳米, 镀铬, 亚光</p> <p>>结构功能: 外露式拉手, 通过螺丝固定, 安装、拆卸 简易快捷</p> <p>>用 途: 一般适用于机箱、机柜、服务器、机械、 机床设备等钣金箱体使用</p> <p>>备 注: 不受门板厚度限制</p>
冷库把手 Handle latch			
磁吸 Magnet catch			
附件 Accessories			

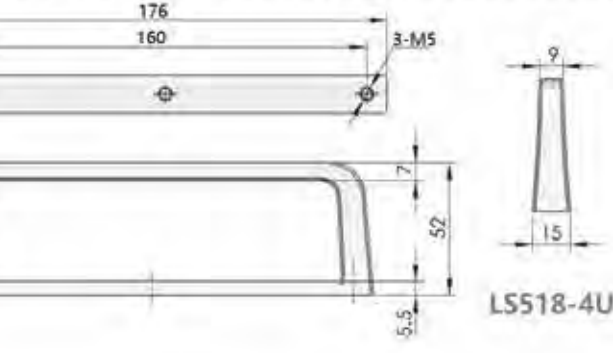
把手锁 Handle lock	 <p>LS514-2</p>	 <p>开孔尺寸 Cut out</p>	<p>Feature Description:</p> <p>Material: zinc alloy material</p> <p>Surface treatment: black, nano, chrome plated, matt</p> <p>Structural function: exposed handle, fixed by screws, easy and quick to install and disassemble</p> <p>Uses: Generally suitable for chassis, cabinets, servers, machinery, machine tools and other sheet metal boxes</p> <p>Remarks: Not limited by door panel thickness</p>	<p>特征说明:</p> <p>>材 质: 锌合金材质</p> <p>>表面处理: 黑色, 纳米, 镀铬, 亚光</p> <p>>结构功能: 外露式拉手, 通过螺丝固定, 安装、拆卸 简易快捷</p> <p>>用 途: 一般适用于机箱、机柜、服务器、机械、 机床设备等钣金箱体使用</p> <p>>备 注: 不受门板厚度限制</p>
圆柱锁 Cylinder lock				
平面锁 Plane lock				
连杆锁 Rod control lock				
面板锁 Panel lock	 <p>LS514-3</p>	 <p>开孔尺寸 Cut out</p>	<p>Feature Description:</p> <p>Material: zinc alloy material</p> <p>Surface treatment: black, nano, chrome plated, matt</p> <p>Structural function: exposed handle, fixed by screws, easy and quick to install and disassemble</p> <p>Uses: Generally suitable for chassis, cabinets, servers, machinery, machine tools and other sheet metal boxes</p> <p>Remarks: Not limited by door panel thickness</p>	<p>特征说明:</p> <p>>材 质: 锌合金材质</p> <p>>表面处理: 黑色, 纳米, 镀铬, 亚光</p> <p>>结构功能: 外露式拉手, 通过螺丝固定, 安装、拆卸 简易快捷</p> <p>>用 途: 一般适用于机箱、机柜、服务器、机械、 机床设备等钣金箱体使用</p> <p>>备 注: 不受门板厚度限制</p>
搭扣锁 Tongle and hook				
拉手 Handles				
限位 Door stop				
铰链 Hinge	 <p>开孔尺寸 Cut out</p>	<p>Feature Description:</p> <p>Material: zinc alloy material</p> <p>Surface treatment: black, nano, chrome plated, matt</p> <p>Structural function: exposed handle, fixed by screws, easy and quick to install and disassemble</p> <p>Uses: Generally suitable for chassis, cabinets, servers, machinery, machine tools and other sheet metal boxes</p> <p>Remarks: Not limited by door panel thickness</p>	<p>特征说明:</p> <p>>材 质: 锌合金材质</p> <p>>表面处理: 黑色, 纳米, 镀铬, 亚光</p> <p>>结构功能: 外露式拉手, 通过螺丝固定, 安装、拆卸 简易快捷</p> <p>>用 途: 一般适用于机箱、机柜、服务器、机械、 机床设备等钣金箱体使用</p> <p>>备 注: 不受门板厚度限制</p>	<p>特征说明:</p> <p>>材 质: 锌合金材质</p> <p>>表面处理: 黑色, 纳米, 镀铬, 亚光</p> <p>>结构功能: 外露式拉手, 通过螺丝固定, 安装、拆卸 简易快捷</p> <p>>用 途: 一般适用于机箱、机柜、服务器、机械、 机床设备等钣金箱体使用</p> <p>>备 注: 不受门板厚度限制</p>
冷库把手 Handle latch				
磁吸 Magnet catch				
附件 Accessories				

把手锁 Handle lock	 LS514-4	 开孔尺寸 Cut out	Feature Description: Material: zinc alloy material Surface treatment: black, nano, chrome plated, matt Structural function: exposed handle, fixed by screws, easy and quick to install and disassemble Uses: Generally suitable for chassis, cabinets, servers, machinery, machine tools and other sheet metal boxes Remarks: Not limited by door panel thickness
圆柱锁 Cylinder lock			
平面锁 Plane lock			
连杆锁 Rod control lock			
面板锁 Panel lock			
搭扣锁 Tongle and hook	 LS514-5	 开孔尺寸 Cut out	Feature Description: Material: zinc alloy material Surface treatment: black, nano, chrome plated, matt Structural function: exposed handle, fixed by screws, easy and quick to install and disassemble Uses: Generally suitable for chassis, cabinets, servers, machinery, machine tools and other sheet metal boxes Remarks: Not limited by door panel thickness
拉手 Handles			
限位 Door stop			
铰链 Hinge			
冷库把手 Handle latch			
磁吸 Magnet catch	特征说明: 材质: 锌合金材质 表面处理: 黑色, 纳米, 镀铬, 亚光 结构功能: 外露式拉手, 通过螺丝固定, 安装、拆卸简单快捷 用途: 一般适用于机箱、机柜、服务器、机械、机床设备等钣金箱体使用 备注: 不受门板厚度限制	Feature Description: Material: zinc alloy material Surface treatment: black, nano, chrome plated, matt Structural function: exposed handle, fixed by screws, easy and quick to install and disassemble Uses: Generally suitable for chassis, cabinets, servers, machinery, machine tools and other sheet metal boxes Remarks: Not limited by door panel thickness	特征说明: 材质: 锌合金材质 表面处理: 黑色, 纳米, 镀铬, 亚光 结构功能: 外露式拉手, 通过螺丝固定, 安装、拆卸简单快捷 用途: 一般适用于机箱、机柜、服务器、机械、机床设备等钣金箱体使用 备注: 不受门板厚度限制
附件 Accessories			

把手锁 Handle lock	 LS516-A系列	 开孔尺寸 Cut out	Feature Description: Material: SUS/ADC two materials Surface treatment: black, nano, SUS wire drawing, SUS mirror light Structural function: exposed handle, fixed by screws, easy and quick to install and disassemble Uses: Generally suitable for chassis, cabinets, servers, machinery, machine tools and other sheet metal boxes Remarks: Not limited by door panel thickness
圆柱锁 Cylinder lock			
平面锁 Plane lock			
连杆锁 Rod control lock			
面板锁 Panel lock			
搭扣锁 Tongle and hook	 LS516-B系列	 开孔尺寸 Cut out	Feature Description: Material: SUS/ADC two materials Surface treatment: black, nano, SUS wire drawing, SUS mirror light Structural function: exposed handle, fixed by screws, easy and quick to install and disassemble Uses: Generally suitable for chassis, cabinets, servers, machinery, machine tools and other sheet metal boxes Remarks: Not limited by door panel thickness
拉手 Handles			
限位 Door stop			
铰链 Hinge			
冷库把手 Handle latch			
磁吸 Magnet catch	特征说明: 材质: SUS/ADC两种材质 表面处理: 黑色, 纳米, SUS拉丝, SUS镜光 结构功能: 外露式拉手, 通过螺丝固定, 安装、拆卸简单快捷 用途: 一般适用于机箱、机柜、服务器、机械、机床设备等钣金箱体使用 备注: 不受门板厚度限制	Feature Description: Material: SUS/ADC two materials Surface treatment: black, nano, SUS wire drawing, SUS mirror light Structural function: exposed handle, fixed by screws, easy and quick to install and disassemble Uses: Generally suitable for chassis, cabinets, servers, machinery, machine tools and other sheet metal boxes Remarks: Not limited by door panel thickness	特征说明: 材质: SUS/ADC两种材质 表面处理: 黑色, 纳米, SUS拉丝, SUS镜光 结构功能: 外露式拉手, 通过螺丝固定, 安装、拆卸简单快捷 用途: 一般适用于机箱、机柜、服务器、机械、机床设备等钣金箱体使用 备注: 不受门板厚度限制
附件 Accessories			

把手锁 Handle lock	 <p>LS516-C系列</p>	 <p>LS516-C90 LS516-C130</p>	<p>特征说明: 材 质: SUS/ADC两种材质 表面处理: 黑色, 纳米, SUS拉丝, SUS抛光 结构功能: 外露式拉手, 通过螺丝固定, 安装、拆卸 简单快捷 用 途: 一般适用于机箱、机柜、服务器、机械、 机床设备等钣金箱体使用 备 注: 不受门板厚度限制</p>	<p>Feature Description: Material: SUS/ADC two materials Surface treatment: black, nano, SUS wire drawing, SUS mirror light Structural function: exposed handle, fixed by screws, easy and quick to install and disassemble Uses: Generally suitable for chassis, cabinets, servers, machinery, machine tools and other sheet metal boxes Remarks: Not limited by door panel thickness</p>
圆柱锁 Cylinder lock				
平面锁 Plane lock				
连杆锁 Rod control lock				
面板锁 Panel lock	 <p>LS516-D系列</p>		<p>特征说明: 材 质: SUS/ADC两种材质 表面处理: 黑色, 纳米, SUS拉丝, SUS抛光 结构功能: 外露式拉手, 通过螺丝固定, 安装、拆卸 简单快捷 用 途: 一般适用于机箱、机柜、服务器、机械、 机床设备等钣金箱体使用 备 注: 不受门板厚度限制</p>	<p>Feature Description: Material: SUS/ADC two materials Surface treatment: black, nano, SUS wire drawing, SUS mirror light Structural function: exposed handle, fixed by screws, easy and quick to install and disassemble Uses: Generally suitable for chassis, cabinets, servers, machinery, machine tools and other sheet metal boxes Remarks: Not limited by door panel thickness</p>
搭扣锁 Tongle and hook				
拉手 Handles				
限位 Door stop				
铰链 Hinge	 <p>LS517-A</p>		<p>特征说明: 材 质: ADC两种材质 表面处理: 黑色, 纳米 结构功能: 外露式拉手, 通过螺丝固定, 安装、拆卸 简单快捷 用 途: 一般适用于机箱、机柜、服务器、机械、 机床设备等钣金箱体使用 备 注: 不受门板厚度限制</p>	<p>Feature Description: Material: ADC two materials Surface treatment: black, nano, SUS wire drawing, SUS mirror light Structural function: exposed handle, fixed by screws, easy and quick to install and disassemble Uses: Generally suitable for chassis, cabinets, servers, machinery, machine tools and other sheet metal boxes Remarks: Not limited by door panel thickness</p>
冷库把手 Handle latch				
磁吸 Magnet catch				
附件 Accessories				

把手锁 Handle lock	 <p>LS517-B</p>		<p>特征说明: 材 质: SPCC/SUS201/SUS304材质 表面处理: 镀铬, SUS研磨 结构功能: 外露固定式拉手, 通过螺丝固定锁紧, 安 装拆卸简单方便 用 途: 一般适用于工具箱、铁皮箱、集装箱、机 箱、木箱、机械设备等各种钣金箱体使用 备 注: 不受门板厚度限制</p>	<p>Feature Description: Material: SPCC/SUS201/SUS304 material Surface treatment: chrome plating, SUS grinding Structural function: exposed folding handle, fixed and locked by screws, easy to install and disassemble Uses: Generally suitable for toolboxes, iron boxes, containers, chassis, wooden boxes, mechanical equipment and other sheet metal boxes Remarks: Not limited by door panel thickness</p>
圆柱锁 Cylinder lock				
平面锁 Plane lock				
连杆锁 Rod control lock				
面板锁 Panel lock	 <p>LS517-B</p>		<p>特征说明: 材 质: SPCC/SUS201/SUS304材质 表面处理: 镀铬, SUS研磨 结构功能: 外露固定式拉手, 通过螺丝固定锁紧, 安 装拆卸简单方便 用 途: 一般适用于工具箱、铁皮箱、集装箱、机 箱、木箱、机械设备等各种钣金箱体使用 备 注: 不受门板厚度限制</p>	<p>Feature Description: Material: SPCC/SUS201/SUS304 material Surface treatment: chrome plating, SUS grinding Structural function: exposed folding handle, fixed and locked by screws, easy to install and disassemble Uses: Generally suitable for toolboxes, iron boxes, containers, chassis, wooden boxes, mechanical equipment and other sheet metal boxes Remarks: Not limited by door panel thickness</p>
搭扣锁 Tongle and hook				
拉手 Handles				
限位 Door stop				
铰链 Hinge				
冷库把手 Handle latch				
磁吸 Magnet catch				
附件 Accessories				



Feature Description:


Material: zinc alloy material

Surface treatment: black, nano, chrome plated, matt

Structural function: exposed handle, fixed by screws, easy and quick to install and disassemble

Uses: Generally suitable for chassis, cabinets, servers, machinery, machine tools and other sheet metal boxes

Remarks: Not limited by door panel thickness



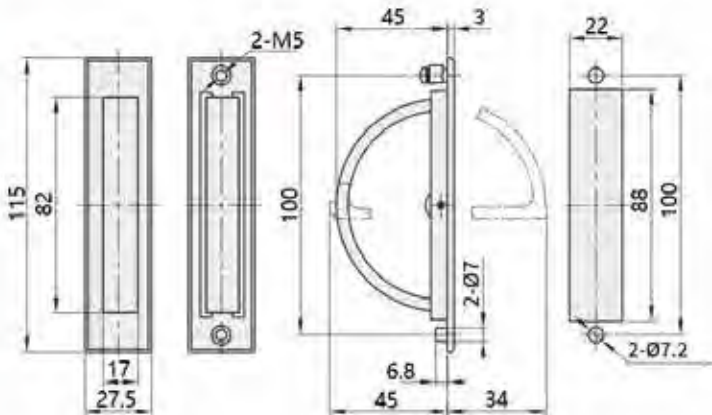
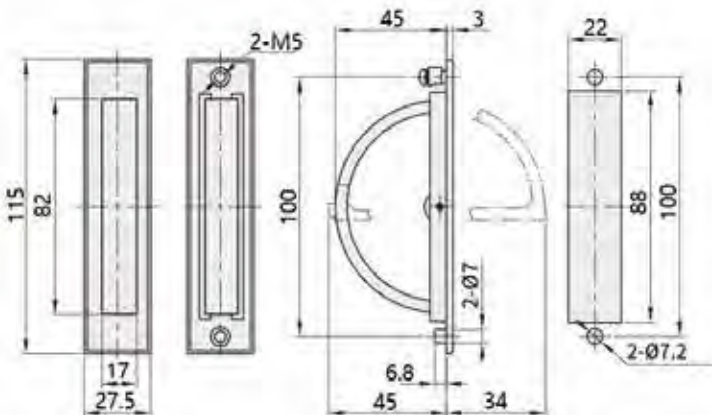
特征说明:


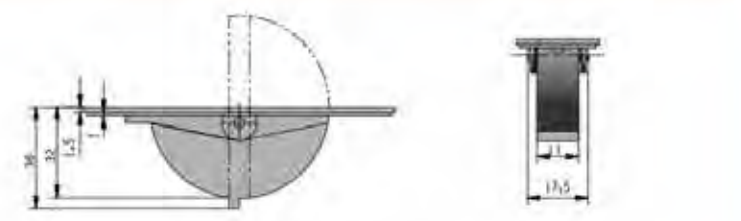

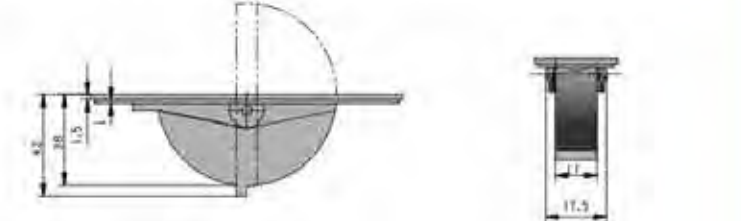

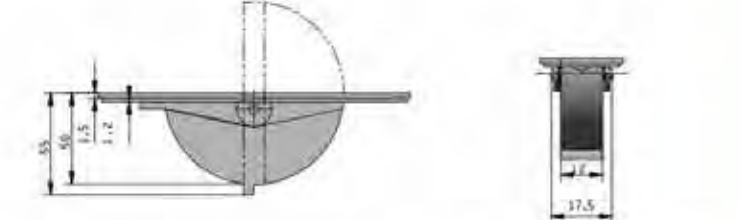
- 材 质: SUS/304两种材质
- 表面处理: 304黑色、镀锌, SUS拉丝、镜面
- 结构功能: 翻转式明装拉手, 把手可旋转180°, 通过螺丝固定机架, 安装拆卸简单方便
- 用 途: 一般适用于机箱、机柜、电脑、机械、机床、仪器仪表、检测设备等钣金箱体使用


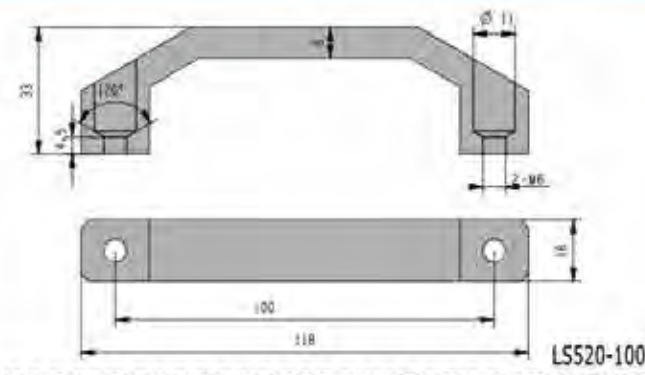

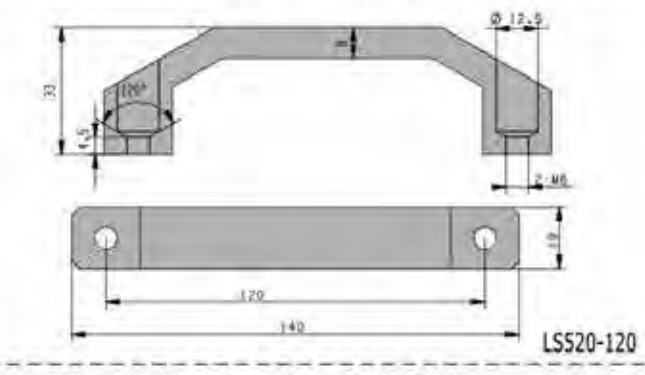

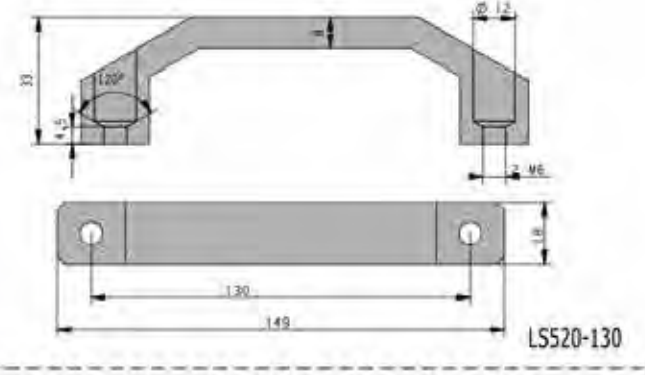

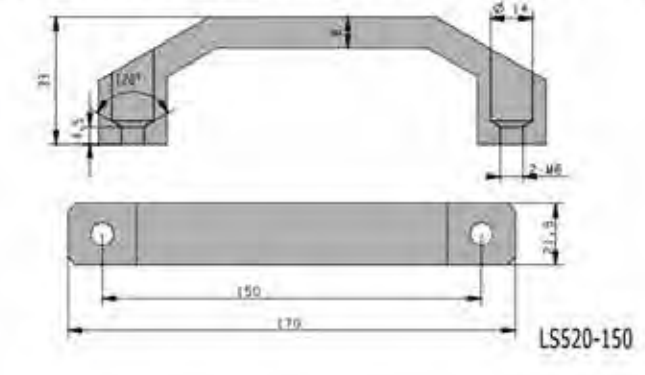


特征说明:

- >材 质: SUS/ZDC两种材质
- >表面处理: ZDC黑色、镀锌, SUS拉丝、镜面
- >结构功能: 翻转式暗箱拉手, 把手可旋转180°, 通过螺丝固定锁紧, 安装拆卸简单方便
- >用 途: 一般适用于机箱、机柜、电话、机翼、机床、仪器仪表、检测设备等领域金属体使用
- >备 注: 适用门板厚度1-3mm

把手锁 Handle lock	 LS519-2-1		Feature Description: Material: SUS/ADC two materials Surface treatment: ZDC black, chrome plating, SUS brushed, mirror Structural function: Jue flip type surface-mounted handle, the handle can be rotated 180°, fixed and locked by screws, easy to install and disassemble Uses: Generally suitable for chassis, cabinets, electrical boxes, machinery, machine tools, instrumentation, testing equipment and other sheet metal boxes Remarks: Applicable door panel thickness 1-3mm
圆柱锁 Cylinder lock			
平面锁 Plane lock			
连杆锁 Rod control lock			
面板锁 Panel lock			
搭扣锁 Tongle and hook	特征说明: 材质: SUS/ZDC两种材质 表面处理: ZDC黑色、镀铬、SUS拉丝、镜面 结构功能: 翻转式明装拉手, 把手可旋转180°, 通过螺丝固定锁紧, 安装拆卸简单方便 用途: 一般适用于机箱、机柜、电脑、机械、机床、仪器仪表、检测设备等领域箱体使用 备注: 适用门板厚度1-3mm		
拉手 Handles	 LS519-2-2		Feature Description: Material: SUS/ADC two materials Surface treatment: ZDC black, chrome plating, SUS brushed, mirror Structural function: Jue flip type surface-mounted handle, the handle can be rotated 180°, fixed and locked by screws, easy to install and disassemble Uses: Generally suitable for chassis, cabinets, electrical boxes, machinery, machine tools, instrumentation, testing equipment and other sheet metal boxes Remarks: Applicable door panel thickness 1-3mm
限位 Door stop			
铰链 Hinge			
冷库把手 Handle latch			
磁吸 Magnet catch			
附件 Accessories	特征说明: 材质: SUS/ZDC两种材质 表面处理: ZDC黑色、镀铬、SUS拉丝、镜面 结构功能: 翻转式明装拉手, 把手可旋转180°, 通过螺丝固定锁紧, 安装拆卸简单方便 用途: 一般适用于机箱、机柜、电脑、机械、机床、仪器仪表、检测设备等领域箱体使用 备注: 适用门板厚度1-3mm		

把手锁 Handle lock			LS519-3-1
圆柱锁 Cylinder lock			
平面锁 Plane lock			
连杆锁 Rod control lock			
面板锁 Panel lock			LS519-3-2
搭扣锁 Tongle and hook			
拉手 Handles			LS519-3-3
限位 Door stop			
铰链 Hinge			
冷库把手 Handle latch			
磁吸 Magnet catch	特征说明: <ul style="list-style-type: none"> 材 质: SUS 表面处理: SUS拉丝、镜面 结构功能: 翻转式明装拉手, 把手可旋转180°, 通过螺丝固定锁紧, 安装拆卸简单方便 用 途: 一般适用于机箱、机柜、电脑、机械、机床、仪器仪表、检测设备等领域箱体使用 备 注: 适用门板厚度1-3mm 	Feature Description: Material: SUS Surface treatment: SUS brushed, mirror Structural function: Jue flip type surface-mounted handle, the handle can be rotated 180°, fixed and locked by screws, easy to install and disassemble Uses: Generally suitable for chassis, cabinets, electrical boxes, machinery, machine tools, instrumentation, testing equipment and other sheet metal boxes Remarks: Applicable door panel thickness 1-3mm	
附件 Accessories			

把手锁 Handle lock			把手锁 Handle lock
圆柱锁 Cylinder lock			圆柱锁 Cylinder lock
平面锁 Plane lock			平面锁 Plane lock
连杆锁 Rod control lock			连杆锁 Rod control lock
面板锁 Panel lock			面板锁 Panel lock
搭扣锁 Tongue and hook			搭扣锁 Tongue and hook
拉手 Handles			拉手 Handles
限位 Door stop			限位 Door stop
铰链 Hinge			铰链 Hinge
冷库把手 Handle latch			冷库把手 Handle latch
磁吸 Magnet catch			磁吸 Magnet catch
附件 Accessories			附件 Accessories

特征说明:

材料: ADC铝合金/SUS不锈钢

表面处理: 黑色、镀铬、SUS拉丝、精光

结构功能: 外露式明装拉手, 通过螺丝固定, 安装拆卸简单方便

用途: 一般适用于机箱、机柜、电脑、机械、机床、仪器仪表、检测设备钣金箱体使用

备注: 适用门板厚度1-3mm

Feature Description:


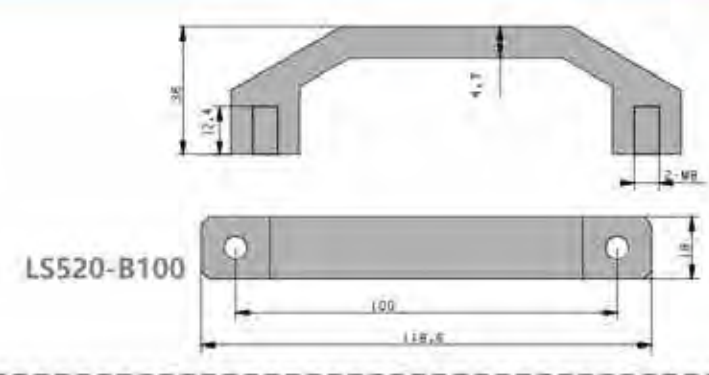

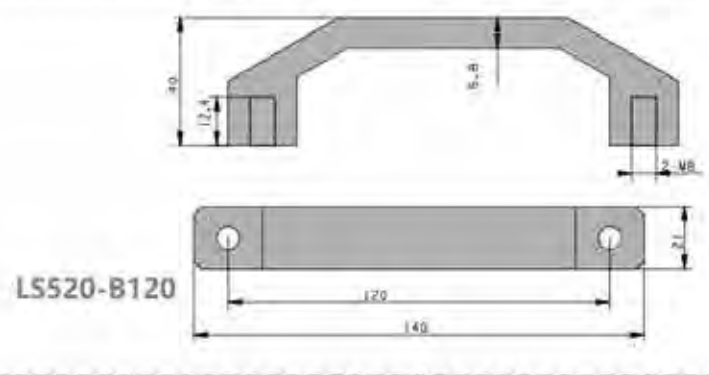

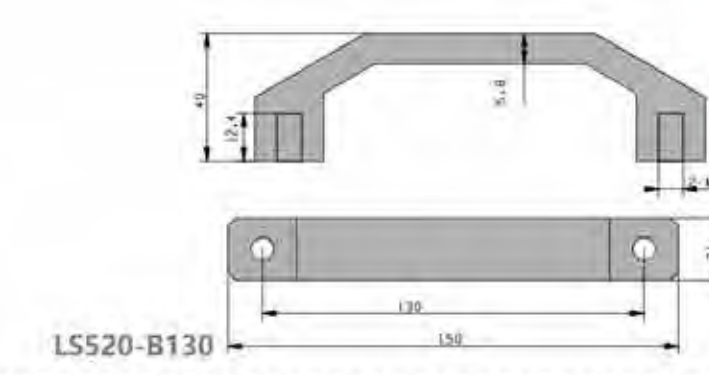

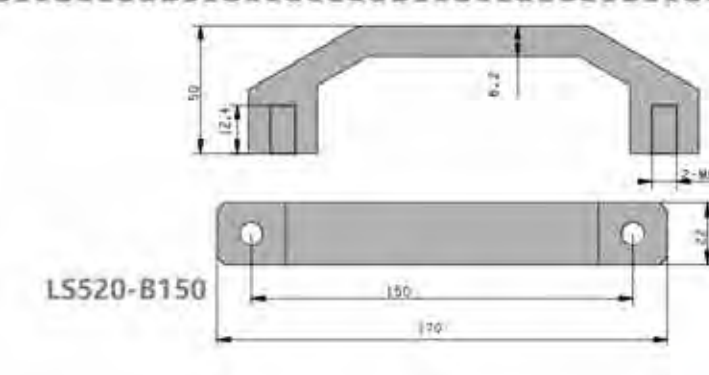

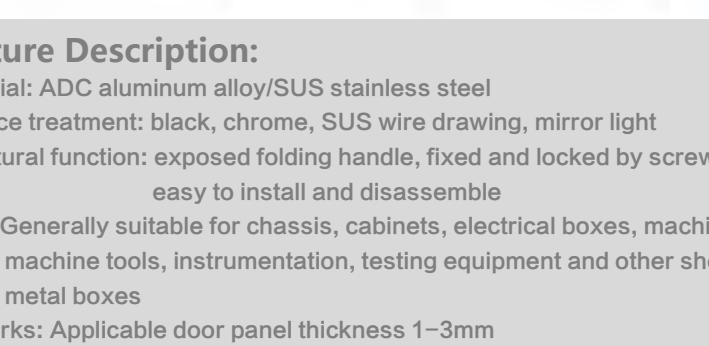
Material: ADC aluminum alloy/SUS stainless steel

Surface treatment: black, chrome, SUS wire drawing, mirror light

Structural function: exposed folding handle, fixed and locked by screws, easy to install and disassemble

Uses: Generally suitable for chassis, cabinets, electrical boxes, machinery, machine tools, instrumentation, testing equipment and other sheet metal boxes

Remarks: Applicable door panel thickness 1-3mm

把手锁 Handle lock			把手锁 Handle lock
圆柱锁 Cylinder lock			圆柱锁 Cylinder lock
平面锁 Plane lock			平面锁 Plane lock
连杆锁 Rod control lock			连杆锁 Rod control lock
面板锁 Panel lock			面板锁 Panel lock
搭扣锁 Tongue and hook			搭扣锁 Tongue and hook
拉手 Handles			拉手 Handles
限位 Door stop			限位 Door stop
铰链 Hinge			铰链 Hinge
冷库把手 Handle latch			冷库把手 Handle latch
磁吸 Magnet catch			磁吸 Magnet catch
附件 Accessories			附件 Accessories

特征说明:

材料: ADC铝合金/SUS不锈钢

表面处理: 黑色、镀铬、SUS拉丝、精光

结构功能: 外露式明装拉手, 通过螺丝固定, 安装拆卸简单方便

用途: 一般适用于机箱、机柜、电脑、机械、机床、仪器仪表、检测设备钣金箱体使用

备注: 适用门板厚度1-3mm

Feature Description:

Material: ADC aluminum alloy/SUS stainless steel

Surface treatment: black, chrome, SUS wire drawing, mirror light


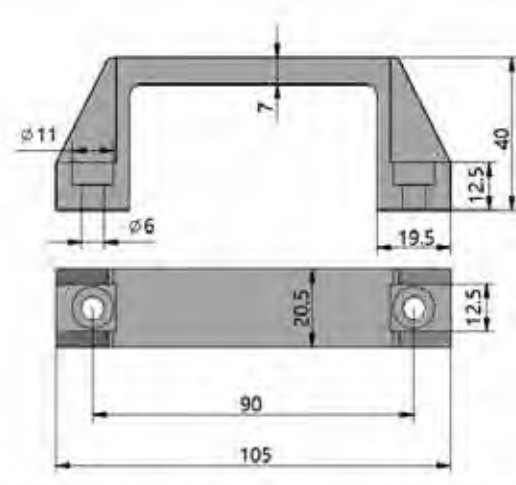

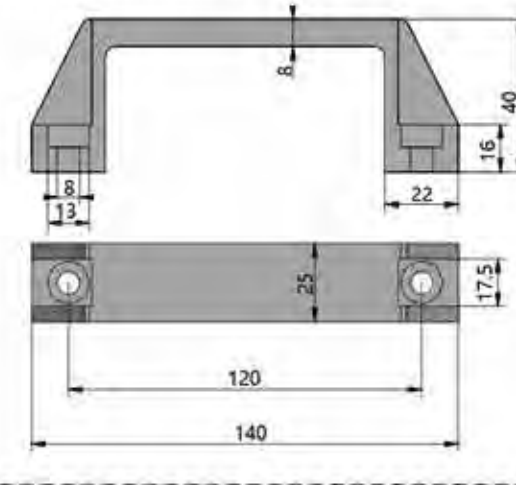

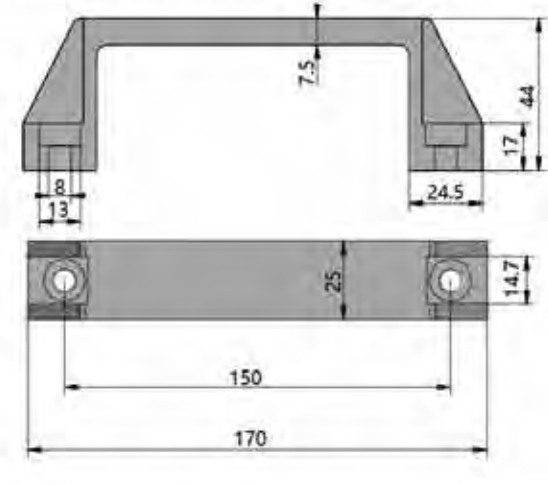
Structural function: exposed folding handle, fixed and locked by screws, easy to install and disassemble

Uses: Generally suitable for chassis, cabinets, electrical boxes, machinery, machine tools, instrumentation, testing equipment and other sheet metal boxes

Remarks: Applicable door panel thickness 1-3mm

LS522-B系列


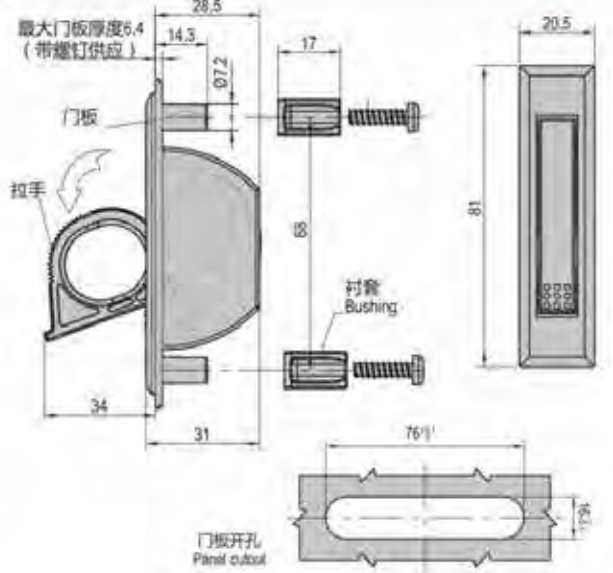

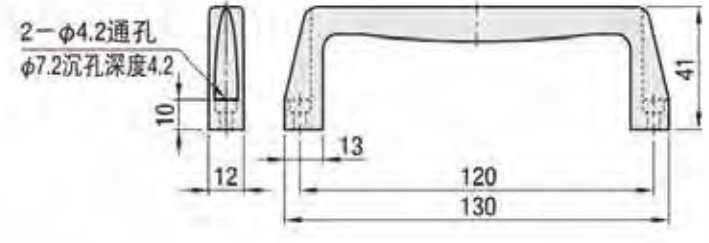

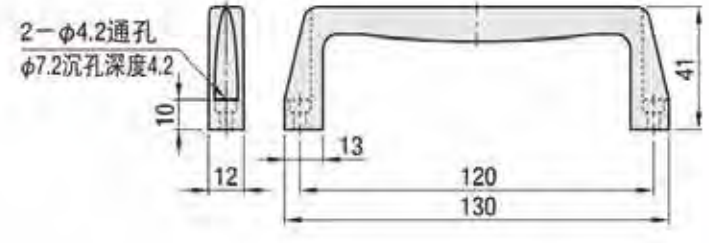
把手锁 Handle lock	 <p>LS520-5</p>		<p>特征说明:</p> <p>材 质: ADC铝合金</p> <p>表面处理: 黑色</p> <p>结构功能: 翻转式铝棒拉手, 把手可旋转180°, 通过螺丝固定安装, 安装拆卸简单方便</p> <p>用途: 一般适用于机箱、机柜、配电箱、机械、机床、仪器仪表、检测设备钣金箱体使用</p> <p>备注: 适用门板厚度1-3mm</p>	<p>Feature Description:</p> <p>Material: ADC aluminum alloy</p> <p>Surface treatment: black</p> <p>Structural function: Jue flip type surface-mounted handle, the handle can be rotated 180°, fixed and locked by screws, easy to install and disassemble</p> <p>Uses: Generally suitable for chassis, cabinets, electrical boxes, machinery, machine tools, instrumentation, testing equipment and other sheet metal boxes</p> <p>Remarks: Applicable door panel thickness 1-3mm</p>
圆柱锁 Cylinder lock				
平面锁 Plane lock				
连杆锁 Rod control lock				
面板锁 Panel lock	 <p>LS521</p>		<p>特征说明:</p> <p>材 质: ZDC锌合金</p> <p>表面处理: 黑色、混合色</p> <p>结构功能: 明装隐藏式拉手, 通过螺丝固定, 承重最大80kg, 安装拆卸简单方便</p> <p>用途: 一般适用于机箱、机柜、配电箱、机械、机床、仪器仪表、检测设备钣金箱体使用</p> <p>备注: 适用门板厚度1-3mm</p>	<p>Feature Description:</p> <p>Material: ZDC zinc alloy</p> <p>Surface treatment: black, mixed color</p> <p>Structural function: exposed hidden handle, fixed by screws, the maximum load bearing of the handle is 80kg, easy to install and disassemble</p> <p>Uses: Generally suitable for chassis, cabinets, electrical boxes, machinery, machine tools, instrumentation, testing equipment and other sheet metal boxes</p> <p>Remarks: Applicable door panel thickness 1-3mm</p>
搭扣锁 Tongle and hook				
拉手 Handles				
限位 Door stop				
铰链 Hinge	 <p>LS522-90</p>		<p>特征说明:</p> <p>材 质: ABS塑胶/ADC铝合金两种材质</p> <p>表面处理: ABS黑色、红色、ADC磨砂、黑色</p> <p>结构功能: 外翻式铝棒拉手, 通过螺丝固定, 安装拆卸简单方便</p> <p>用途: 一般适用于机箱、机柜、配电箱、机械、机床、仪器仪表、检测设备钣金箱体使用</p> <p>备注: 适用门板厚度1-3mm</p>	<p>Feature Description:</p> <p>Material: ABS plastic/ADC aluminum alloy two materials</p> <p>Surface treatment: ABS black, red, ADC sandblasting, black</p> <p>Structural function: exposed folding handle, fixed and locked by screws, easy to install and disassemble</p> <p>Uses: Generally suitable for chassis, cabinets, electrical boxes, machinery, machine tools, instrumentation, testing equipment and other sheet metal boxes</p> <p>Remarks: Applicable door panel thickness 1-3mm</p>
面扳锁 Panel lock				
搭扣锁 Tongle and hook				
拉手 Handles				
限位 Door stop	 <p>LS522-120</p>		<p>特征说明:</p> <p>材 质: ABS塑胶/ADC铝合金两种材质</p> <p>表面处理: ABS黑色、红色、ADC磨砂、黑色</p> <p>结构功能: 外翻式铝棒拉手, 通过螺丝固定, 安装拆卸简单方便</p> <p>用途: 一般适用于机箱、机柜、配电箱、机械、机床、仪器仪表、检测设备钣金箱体使用</p> <p>备注: 适用门板厚度1-3mm</p>	<p>Feature Description:</p> <p>Material: ABS plastic/ADC aluminum alloy two materials</p> <p>Surface treatment: ABS black, red, ADC sandblasting, black</p> <p>Structural function: exposed folding handle, fixed and locked by screws, easy to install and disassemble</p> <p>Uses: Generally suitable for chassis, cabinets, electrical boxes, machinery, machine tools, instrumentation, testing equipment and other sheet metal boxes</p> <p>Remarks: Applicable door panel thickness 1-3mm</p>
铰链 Hinge				
冷库把手 Handle latch				
磁吸 Magnet catch				
附件 Accessories	 <p>LS522-150</p>		<p>特征说明:</p> <p>材 质: ABS塑胶/ADC铝合金两种材质</p> <p>表面处理: ABS黑色、红色、ADC磨砂、黑色</p> <p>结构功能: 外翻式铝棒拉手, 通过螺丝固定, 安装拆卸简单方便</p> <p>用途: 一般适用于机箱、机柜、配电箱、机械、机床、仪器仪表、检测设备钣金箱体使用</p> <p>备注: 适用门板厚度1-3mm</p>	<p>Feature Description:</p> <p>Material: ABS plastic/ADC aluminum alloy two materials</p> <p>Surface treatment: ABS black, red, ADC sandblasting, black</p> <p>Structural function: exposed folding handle, fixed and locked by screws, easy to install and disassemble</p> <p>Uses: Generally suitable for chassis, cabinets, electrical boxes, machinery, machine tools, instrumentation, testing equipment and other sheet metal boxes</p> <p>Remarks: Applicable door panel thickness 1-3mm</p>
磁吸 Magnet catch				
附件 Accessories				
附件 Accessories				

把手锁 Handle lock	 <p>LS522-90</p>		<p>特征说明:</p> <p>材 质: ABS塑胶/ADC铝合金两种材质</p> <p>表面处理: ABS黑色、红色、ADC磨砂、黑色</p> <p>结构功能: 外翻式铝棒拉手, 通过螺丝固定, 安装拆卸简单方便</p> <p>用途: 一般适用于机箱、机柜、配电箱、机械、机床、仪器仪表、检测设备钣金箱体使用</p> <p>备注: 适用门板厚度1-3mm</p>	<p>Feature Description:</p> <p>Material: ABS plastic/ADC aluminum alloy two materials</p> <p>Surface treatment: ABS black, red, ADC sandblasting, black</p> <p>Structural function: exposed folding handle, fixed and locked by screws, easy to install and disassemble</p> <p>Uses: Generally suitable for chassis, cabinets, electrical boxes, machinery, machine tools, instrumentation, testing equipment and other sheet metal boxes</p> <p>Remarks: Applicable door panel thickness 1-3mm</p>
圆柱锁 Cylinder lock				
平面锁 Plane lock				
连杆锁 Rod control lock				
面板锁 Panel lock	 <p>LS522-120</p>		<p>特征说明:</p> <p>材 质: ABS塑胶/ADC铝合金两种材质</p> <p>表面处理: ABS黑色、红色、ADC磨砂、黑色</p> <p>结构功能: 外翻式铝棒拉手, 通过螺丝固定, 安装拆卸简单方便</p> <p>用途: 一般适用于机箱、机柜、配电箱、机械、机床、仪器仪表、检测设备钣金箱体使用</p> <p>备注: 适用门板厚度1-3mm</p>	<p>Feature Description:</p> <p>Material: ABS plastic/ADC aluminum alloy two materials</p> <p>Surface treatment: ABS black, red, ADC sandblasting, black</p> <p>Structural function: exposed folding handle, fixed and locked by screws, easy to install and disassemble</p> <p>Uses: Generally suitable for chassis, cabinets, electrical boxes, machinery, machine tools, instrumentation, testing equipment and other sheet metal boxes</p> <p>Remarks: Applicable door panel thickness 1-3mm</p>
搭扣锁 Tongle and hook				
拉手 Handles				
限位 Door stop				
铰链 Hinge	 <p>LS522-150</p>		<p>特征说明:</p> <p>材 质: ABS塑胶/ADC铝合金两种材质</p> <p>表面处理: ABS黑色、红色、ADC磨砂、黑色</p> <p>结构功能: 外翻式铝棒拉手, 通过螺丝固定, 安装拆卸简单方便</p> <p>用途: 一般适用于机箱、机柜、配电箱、机械、机床、仪器仪表、检测设备钣金箱体使用</p> <p>备注: 适用门板厚度1-3mm</p>	<p>Feature Description:</p> <p>Material: ABS plastic/ADC aluminum alloy two materials</p> <p>Surface treatment: ABS black, red, ADC sandblasting, black</p> <p>Structural function: exposed folding handle, fixed and locked by screws, easy to install and disassemble</p> <p>Uses: Generally suitable for chassis, cabinets, electrical boxes, machinery, machine tools, instrumentation, testing equipment and other sheet metal boxes</p> <p>Remarks: Applicable door panel thickness 1-3mm</p>
冷库把手 Handle latch				
磁吸 Magnet catch				
附件 Accessories				

把手锁 Handle lock	 LS523 (原LS158)	 142 100 8.5 18 42 126 2-Φ6 10 28 111	Feature Description: Material: ZDC zinc alloy/SUS stainless steel Surface treatment: ZDC black, chrome plating, SUS brushed, mirror Structural function: hidden handle, fixed by screws, easy to install and disassemble Uses: Generally suitable for chassis, cabinets, electrical boxes, machinery, machine tools, instrumentation, testing equipment and other sheet metal boxes Remarks: Applicable door panel thickness 1-3mm
圆柱锁 Cylinder lock			
平面锁 Plane lock			
连杆锁 Rod control lock			
面板锁 Panel lock	特征说明: 材 质: ZDC锌合金/SUS不锈钢 表面处理: ZDC黑色, 镀铬, SUS拉丝, 镜面 结构功能: 隐藏式拉手, 通过螺丝固定, 安装拆卸方便快捷 用 途: 一般适用于机箱、机柜、机械、机床、工具箱、型材框架等钣金设备箱体使用 备 注: 适用门板厚度1-3mm	Feature Description: Material: ZDC zinc alloy/SUS stainless steel Surface treatment: ZDC black, chrome plating, SUS brushed, mirror Structural function: hidden handle, fixed by screws, easy to install and disassemble Uses: Generally suitable for chassis, cabinets, electrical boxes, machinery, machine tools, instrumentation, testing equipment and other sheet metal boxes Remarks: Applicable door panel thickness 1-3mm	特征说明: 材 质: ZDC锌合金/SUS不锈钢 表面处理: ZDC黑色, 镀铬, SUS拉丝, 镜面 结构功能: 隐藏式拉手, 通过螺丝固定, 安装拆卸方便快捷, 把手最大承重50kg 用 途: 一般适用于机箱、机柜、机械、机床、工具箱、型材框架等钣金设备箱体使用 备 注: 适用门板厚度1-3mm
搭扣锁 Tongle and hook			
拉手 Handles			
限位 Door stop			
铰链 Hinge	 LS523-1	 60 48 83.5 95 17.5 2.3 48 45.5 79 83.5 4-Φ4.5 R4	Feature Description: Material: ZDC zinc alloy/SUS stainless steel Surface treatment: ZDC black, silver, SUS brushed, mirror light Structural function: exposed hidden handle, fixed by screws, easy to install and disassemble, the maximum load of the handle is 50kg Uses: Generally suitable for chassis, cabinets, electrical boxes, machinery, machine tools, instrumentation, testing equipment and other sheet metal boxes Remarks: Applicable door panel thickness 1-3mm
冷库把手 Handle latch			
磁吸 Magnet catch			
附件 Accessories			

把手锁 Handle lock	 LS523-2	 69.5 58 100 111 4-Φ4.3 17 2.3 90° 4-Φ4.5 R4 25.5 26.5 93.5 100	Feature Description: Material: ZDC zinc alloy/SUS stainless steel Surface treatment: ZDC black, silver, SUS brushed, mirror light Structural function: exposed hidden handle, fixed by screws, easy to install and disassemble, the maximum load of the handle is 50kg Uses: Generally suitable for chassis, cabinets, electrical boxes, machinery, machine tools, instrumentation, testing equipment and other sheet metal boxes Remarks: Applicable door panel thickness 1-3mm
圆柱锁 Cylinder lock			
平面锁 Plane lock			
连杆锁 Rod control lock			
面板锁 Panel lock	特征说明: 材 质: ZDC锌合金/SUS不锈钢 表面处理: ZDC黑色, 银色, SUS拉丝, 抛光 结构功能: 隐藏式拉手, 通过螺丝固定, 安装拆卸方便快捷, 把手最大承重50kg 用 途: 一般适用于机箱、机柜、机械、机床、工具箱、型材框架等钣金设备箱体使用 备 注: 适用门板厚度1-3mm	Feature Description: Material: ZDC zinc alloy/SUS stainless steel Surface treatment: ZDC black, silver, SUS brushed, mirror light Structural function: exposed hidden handle, fixed by screws, easy to install and disassemble, the maximum load of the handle is 50kg Uses: Generally suitable for chassis, cabinets, electrical boxes, machinery, machine tools, instrumentation, testing equipment and other sheet metal boxes Remarks: Applicable door panel thickness 1-3mm	特征说明: 材 质: ZDC锌合金/SUS不锈钢 表面处理: ZDC黑色, 银色, SUS拉丝, 抛光 结构功能: 隐藏式拉手, 通过螺丝固定, 安装拆卸方便快捷, 把手最大承重50kg 用 途: 一般适用于机箱、机柜、机械、机床、工具箱、型材框架等钣金设备箱体使用 备 注: 适用门板厚度1-3mm
搭扣锁 Tongle and hook			
拉手 Handles			
限位 Door stop			
铰链 Hinge	 LS523-3	 118 79 81 130 106.5 118 4-Φ4.5 4-R2.5 19.5 90°	Feature Description: Material: ZDC zinc alloy/SUS stainless steel Surface treatment: ZDC black, silver, SUS brushed, mirror light Structural function: exposed hidden handle, fixed by screws, easy to install and disassemble, the maximum load of the handle is 50kg Uses: Generally suitable for chassis, cabinets, electrical boxes, machinery, machine tools, instrumentation, testing equipment and other sheet metal boxes Remarks: Applicable door panel thickness 1-3mm
冷库把手 Handle latch			
磁吸 Magnet catch			
附件 Accessories			

把手锁 Handle lock	 <p>LS524-1 LS524-2</p>	 <p>LS524-1 LS524-2</p>	<p>特征说明:</p> <p>材 质: ZDC锌合金材质</p> <p>表面处理: 黑色、镀铬</p> <p>结构功能: 隐藏式旋转拉手, 通过螺丝固定, 安装拆卸简单方便快捷</p> <p>用 途: 一般适用于医疗设备、通讯机柜、电子设备、锂电池架设备等钣金箱体使用</p> <p>备 注: 适用门板厚度1-3mm</p>	<p>Feature Description:</p> <p>Material: ZDC zinc alloy material</p> <p>Surface treatment: black, chrome plated</p> <p>Structural function: hidden rotary handle, fixed by screws, easy to install and disassemble</p> <p>Uses: Generally suitable for medical equipment, communication cabinets, electronic equipment, lithium battery frame equipment and other sheet metal boxes</p> <p>Remarks: Applicable door panel thickness 1-3mm</p>
圆柱锁 Cylinder lock				
平面锁 Plane lock				
连杆锁 Rod control lock				
面板锁 Panel lock	 <p>LS525-1</p>		<p>特征说明:</p> <p>材 质: ADC铝型材</p> <p>表面处理: 氧化银色</p> <p>结构功能: 隐藏式扣手, 通过螺丝固定, 安装拆卸简单方便快捷</p> <p>用 途: 一般适用于医疗设备、通讯机柜、电子设备、锂电池架设备等钣金箱体使用</p> <p>备 注: 适用门板厚度1-3mm</p>	<p>Feature Description:</p> <p>Material: ADC aluminum profile</p> <p>Surface treatment: oxidized silver</p> <p>Structural function: hidden clasp handle, fixed by screw, easy and convenient installation</p> <p>Uses: Generally suitable for medical equipment, communication cabinets, electronic equipment, lithium battery frame equipment and other sheet metal boxes</p> <p>Remarks: Applicable door panel thickness 1-3mm</p>
搭扣锁 Tongle and hook				
拉手 Handles				
限位 Door stop				
铰链 Hinge	 <p>LS527</p>		<p>特征说明:</p> <p>材 质: ABS塑料</p> <p>表面处理: ABS黑色</p> <p>结构功能: 外露式旋转拉手, 通过螺丝固定, 安装拆卸简单方便快捷</p> <p>用 途: 一般适用于机箱、机柜、电话、机械、机床、仪器仪表、检测设备钣金箱体使用</p> <p>备 注: 适用门板厚度1-3mm</p>	<p>Feature Description:</p> <p>Material: ABS plastic</p> <p>Surface treatment: ABS black</p> <p>Structural function: exposed exposed surface-mounted handle, fixed by screws, easy to install and disassemble</p> <p>Uses: Generally suitable for chassis, cabinets, electrical boxes, machinery, machine tools, instrumentation, testing equipment and other sheet metal boxes</p> <p>Remarks: Applicable door panel thickness 1-3mm</p>
冷库把手 Handle latch				
磁吸 Magnet catch				
附件 Accessories				

把手锁 Handle lock	 <p>LS526</p>		<p>特征说明:</p> <p>材 质: ABS材料</p> <p>表面处理: 黑色、白色、灰色</p> <p>结构功能: 隐藏式旋转拉手, 通过螺丝固定, 安装拆卸简单方便快捷</p> <p>用 途: 一般适用于医疗设备、通讯机柜、电子设备、锂电池架设备等钣金箱体使用</p> <p>备 注: 适用门板厚度1-3mm</p>	<p>Feature Description:</p> <p>Material: ABS material</p> <p>Surface treatment: black, white, gray</p> <p>Structural function: hidden rotary handle, fixed by screws, easy to install and disassemble</p> <p>Uses: Generally suitable for medical equipment, communication cabinets, electronic equipment, lithium battery frame equipment and other sheet metal boxes</p> <p>Remarks: Applicable door panel thickness 1-3mm</p>
圆柱锁 Cylinder lock				
平面锁 Plane lock				
连杆锁 Rod control lock				
面板锁 Panel lock	 <p>LS527</p>		<p>特征说明:</p> <p>材 质: ABS塑料</p> <p>表面处理: ABS黑色</p> <p>结构功能: 外露式旋转拉手, 通过螺丝固定, 安装拆卸简单方便快捷</p> <p>用 途: 一般适用于机箱、机柜、电话、机械、机床、仪器仪表、检测设备钣金箱体使用</p> <p>备 注: 适用门板厚度1-3mm</p>	<p>Feature Description:</p> <p>Material: ABS plastic</p> <p>Surface treatment: ABS black</p> <p>Structural function: exposed exposed surface-mounted handle, fixed by screws, easy to install and disassemble</p> <p>Uses: Generally suitable for chassis, cabinets, electrical boxes, machinery, machine tools, instrumentation, testing equipment and other sheet metal boxes</p> <p>Remarks: Applicable door panel thickness 1-3mm</p>
搭扣锁 Tongle and hook				
拉手 Handles				
限位 Door stop				
铰链 Hinge	 <p>LS527</p>		<p>特征说明:</p> <p>材 质: ABS塑料</p> <p>表面处理: ABS黑色</p> <p>结构功能: 外露式旋转拉手, 通过螺丝固定, 安装拆卸简单方便快捷</p> <p>用 途: 一般适用于机箱、机柜、电话、机械、机床、仪器仪表、检测设备钣金箱体使用</p> <p>备 注: 适用门板厚度1-3mm</p>	<p>Feature Description:</p> <p>Material: ABS plastic</p> <p>Surface treatment: ABS black</p> <p>Structural function: exposed exposed surface-mounted handle, fixed by screws, easy to install and disassemble</p> <p>Uses: Generally suitable for chassis, cabinets, electrical boxes, machinery, machine tools, instrumentation, testing equipment and other sheet metal boxes</p> <p>Remarks: Applicable door panel thickness 1-3mm</p>
冷库把手 Handle latch				
磁吸 Magnet catch				
附件 Accessories				

把手锁 Handle lock	 LS528-1	 125 51 113 40 108 12.7 2 孔4- $\phi 5$ 孔4- $\phi 1$	特征说明: 材 质: SUS201/SUS304材质 表面处理: 拉丝, 镜面 结构功能: 明装式隐藏拉手, 通过螺丝, 螺母安装, 属快捷安装拆卸方便 用 途: 一般适用于工具箱、铁皮箱、集装箱、机箱、木箱、机械设备等各种钣金箱体使用 备 注: 不受门板厚度限制	Feature Description: Material: SUS201/SUS304 material Surface treatment: wire drawing, mirror Structural function: surface-mounted hidden handle, easy to install and remove by screws and nuts Uses: Generally suitable for toolboxes, iron boxes, containers, chassis, wooden boxes, mechanical equipment and other sheet metal boxes Remarks: Not limited by door panel thickness
圆柱锁 Cylinder lock				
平面锁 Plane lock				
连杆锁 Rod control lock				
面板锁 Panel lock	 LS528-2	 120 84.7 40 23 12.6 1.2 95 26.5 7.5 20 20 2- $\phi 3$	特征说明: 材 质: SUS201/SUS304材质 表面处理: 拉丝, 镜面 结构功能: 明装式隐藏拉手, 通过螺丝, 螺母安装, 属快捷安装拆卸方便 用 途: 一般适用于工具箱、铁皮箱、集装箱、机箱、木箱、机械设备等各种钣金箱体使用 备 注: 不受门板厚度限制	Feature Description: Material: SUS201/SUS304 material Surface treatment: wire drawing, mirror Structural function: surface-mounted hidden handle, easy to install and remove by screws and nuts Uses: Generally suitable for toolboxes, iron boxes, containers, chassis, wooden boxes, mechanical equipment and other sheet metal boxes Remarks: Not limited by door panel thickness
搭扣锁 Tongle and hook				
拉手 Handles				
限位 Door stop				
铰链 Hinge	 LS528-3	 180 80 160.2 17 140.5 27.5 45.2 孔4- $\phi 5.2$ 孔4- $\phi 1$	特征说明: 材 质: SUS201/SUS304材质 表面处理: 拉丝, 镜面 结构功能: 明装式隐藏拉手, 通过螺丝, 螺母安装, 属快捷安装拆卸方便 用 途: 一般适用于工具箱、铁皮箱、集装箱、机箱、木箱、机械设备等各种钣金箱体使用 备 注: 不受门板厚度限制	Feature Description: Material: SUS201/SUS304 material Surface treatment: wire drawing, mirror Structural function: surface-mounted hidden handle, easy to install and remove by screws and nuts Uses: Generally suitable for toolboxes, iron boxes, containers, chassis, wooden boxes, mechanical equipment and other sheet metal boxes Remarks: Not limited by door panel thickness
圆柱锁 Cylinder lock				
平面锁 Plane lock				
连杆锁 Rod control lock				
面板锁 Panel lock	 LS528-4	 120 40.6 108 12.7 93 27.5 孔2- $\phi 5$ 孔2- $\phi 1.1$	特征说明: 材 质: SUS201/SUS304材质 表面处理: 拉丝, 镜面 结构功能: 明装式隐藏拉手, 通过螺丝, 螺母安装, 属快捷安装拆卸方便 用 途: 一般适用于工具箱、铁皮箱、集装箱、机箱、木箱、机械设备等各种钣金箱体使用 备 注: 不受门板厚度限制	Feature Description: Material: SUS201/SUS304 material Surface treatment: wire drawing, mirror Structural function: surface-mounted hidden handle, easy to install and remove by screws and nuts Uses: Generally suitable for toolboxes, iron boxes, containers, chassis, wooden boxes, mechanical equipment and other sheet metal boxes Remarks: Not limited by door panel thickness
搭扣锁 Tongle and hook				
拉手 Handles				
限位 Door stop				
铰链 Hinge	 LS528-5	 120 84.7 40 23 12.6 1.2 95 26.5 7.5 20 20 2- $\phi 3$	特征说明: 材 质: SUS201/SUS304材质 表面处理: 拉丝, 镜面 结构功能: 明装式隐藏拉手, 通过螺丝, 螺母安装, 属快捷安装拆卸方便 用 途: 一般适用于工具箱、铁皮箱、集装箱、机箱、木箱、机械设备等各种钣金箱体使用 备 注: 不受门板厚度限制	Feature Description: Material: SUS201/SUS304 material Surface treatment: wire drawing, mirror Structural function: surface-mounted hidden handle, easy to install and remove by screws and nuts Uses: Generally suitable for toolboxes, iron boxes, containers, chassis, wooden boxes, mechanical equipment and other sheet metal boxes Remarks: Not limited by door panel thickness
冷库把手 Handle latch				
磁吸 Magnet catch				
附件 Accessories				

把手锁 Handle lock	 LS528-1	 125 51 113 40 108 12.7 2 孔4- $\phi 5$ 孔4- $\phi 1$	特征说明: 材 质: SUS201/SUS304材质 表面处理: 拉丝, 镜面 结构功能: 明装式隐藏拉手, 通过螺丝, 螺母安装, 属快捷安装拆卸方便 用 途: 一般适用于工具箱、铁皮箱、集装箱、机箱、木箱、机械设备等各种钣金箱体使用 备 注: 不受门板厚度限制	Feature Description: Material: SUS201/SUS304 material Surface treatment: wire drawing, mirror Structural function: surface-mounted hidden handle, easy to install and remove by screws and nuts Uses: Generally suitable for toolboxes, iron boxes, containers, chassis, wooden boxes, mechanical equipment and other sheet metal boxes Remarks: Not limited by door panel thickness
圆柱锁 Cylinder lock				
平面锁 Plane lock				
连杆锁 Rod control lock				
面板锁 Panel lock	 LS528-2	 120 84.7 40 23 12.6 1.2 95 26.5 7.5 20 20 2- $\phi 3$	特征说明: 材 质: SUS201/SUS304材质 表面处理: 拉丝, 镜面 结构功能: 明装式隐藏拉手, 通过螺丝, 螺母安装, 属快捷安装拆卸方便 用 途: 一般适用于工具箱、铁皮箱、集装箱、机箱、木箱、机械设备等各种钣金箱体使用 备 注: 不受门板厚度限制	Feature Description: Material: SUS201/SUS304 material Surface treatment: wire drawing, mirror Structural function: surface-mounted hidden handle, easy to install and remove by screws and nuts Uses: Generally suitable for toolboxes, iron boxes, containers, chassis, wooden boxes, mechanical equipment and other sheet metal boxes Remarks: Not limited by door panel thickness
搭扣锁 Tongle and hook				
拉手 Handles				
限位 Door stop				
铰链 Hinge	 LS528-3	 180 80 160.2 17 140.5 27.5 45.2 孔4- $\phi 5.2$ 孔4- $\phi 1$	特征说明: 材 质: SUS201/SUS304材质 表面处理: 拉丝, 镜面 结构功能: 明装式隐藏拉手, 通过螺丝, 螺母安装, 属快捷安装拆卸方便 用 途: 一般适用于工具箱、铁皮箱、集装箱、机箱、木箱、机械设备等各种钣金箱体使用 备 注: 不受门板厚度限制	Feature Description: Material: SUS201/SUS304 material Surface treatment: wire drawing, mirror Structural function: surface-mounted hidden handle, easy to install and remove by screws and nuts Uses: Generally suitable for toolboxes, iron boxes, containers, chassis, wooden boxes, mechanical equipment and other sheet metal boxes Remarks: Not limited by door panel thickness
圆柱锁 Cylinder lock				
平面锁 Plane lock				
连杆锁 Rod control lock				
面板锁 Panel lock	 LS528-4	 120 40.6 108 12.7 93 27.5 孔2- $\phi 5$ 孔2- $\phi 1.1$	特征说明: 材 质: SUS201/SUS304材质 表面处理: 拉丝, 镜面 结构功能: 明装式隐藏拉手, 通过螺丝, 螺母安装, 属快捷安装拆卸方便 用 途: 一般适用于工具箱、铁皮箱、集装箱、机箱、木箱、机械设备等各种钣金箱体使用 备 注: 不受门板厚度限制	Feature Description: Material: SUS201/SUS304 material Surface treatment: wire drawing, mirror Structural function: surface-mounted hidden handle, easy to install and remove by screws and nuts Uses: Generally suitable for toolboxes, iron boxes, containers, chassis, wooden boxes, mechanical equipment and other sheet metal boxes Remarks: Not limited by door panel thickness
搭扣锁 Tongle and hook				
拉手 Handles				
限位 Door stop				
铰链 Hinge	 LS528-5	 120 84.7 40 23 12.6 1.2 95 26.5 7.5 20 20 2- $\phi 3$	特征说明: 材 质: SUS201/SUS304材质 表面处理: 拉丝, 镜面 结构功能: 明装式隐藏拉手, 通过螺丝, 螺母安装, 属快捷安装拆卸方便 用 途: 一般适用于工具箱、铁皮箱、集装箱、机箱、木箱、机械设备等各种钣金箱体使用 备 注: 不受门板厚度限制	Feature Description: Material: SUS201/SUS304 material Surface treatment: wire drawing, mirror Structural function: surface-mounted hidden handle, easy to install and remove by screws and nuts Uses: Generally suitable for toolboxes, iron boxes, containers, chassis, wooden boxes, mechanical equipment and other sheet metal boxes Remarks: Not limited by door panel thickness
冷库把手 Handle latch				
磁吸 Magnet catch				
附件 Accessories				

把手锁 Handle lock	 LS528-5	 特征说明: 材 质: SUS201/SUS304材质 表面处理: 拉丝, 镜面 结构功能: 明装式隐藏拉手, 通过螺丝、螺母安装, 易快速安装拆卸方便 用 途: 一般适用于工具箱、铁皮箱、集装箱、机箱、木箱、机械设备等各种钣金箱体使用 备 注: 不受门板厚度限制	Feature Description: Material: SUS201/SUS304 material Surface treatment: wire drawing, mirror Structural function: surface-mounted hidden handle, easy to install and remove by screws and nuts Uses: Generally suitable for toolboxes, iron boxes, containers, chassis, wooden boxes, mechanical equipment and other sheet metal boxes Remarks: Not limited by door panel thickness
圆柱锁 Cylinder lock			
平面锁 Plane lock			
连杆锁 Rod control lock			
面板锁 Panel lock	 LS582-6	 特征说明: 材 质: SUS201/SUS304材质 表面处理: 拉丝, 镜面 结构功能: 明装式隐藏拉手, 通过螺丝、螺母安装, 易快速安装拆卸方便 用 途: 一般适用于工具箱、铁皮箱、集装箱、机箱、木箱、机械设备等各种钣金箱体使用 备 注: 不受门板厚度限制	Feature Description: Material: SUS201/SUS304 material Surface treatment: wire drawing, mirror Structural function: surface-mounted hidden handle, easy to install and remove by screws and nuts Uses: Generally suitable for toolboxes, iron boxes, containers, chassis, wooden boxes, mechanical equipment and other sheet metal boxes Remarks: Not limited by door panel thickness
搭扣锁 Tongle and hook			
拉手 Handles			
限位 Door stop			
铰链 Hinge	 LS528-7	 特征说明: 材 质: SUS201/SUS304材质 表面处理: 拉丝, 镜面 结构功能: 明装式隐藏拉手, 通过螺丝、螺母安装, 易快速安装拆卸方便 用 途: 一般适用于工具箱、铁皮箱、集装箱、机箱、木箱、机械设备等各种钣金箱体使用 备 注: 不受门板厚度限制	Feature Description: Material: SUS201/SUS304 material Surface treatment: wire drawing, mirror Structural function: surface-mounted hidden handle, easy to install and remove by screws and nuts Uses: Generally suitable for toolboxes, iron boxes, containers, chassis, wooden boxes, mechanical equipment and other sheet metal boxes Remarks: Not limited by door panel thickness
冷库把手 Handle latch			
磁吸 Magnet catch			
附件 Accessories			

把手锁 Handle lock	 LS528-7	 特征说明: 材 质: SUS201/SUS304材质 表面处理: 拉丝, 镜面 结构功能: 明装式隐藏拉手, 通过螺丝、螺母安装, 易快速安装拆卸方便 用 途: 一般适用于工具箱、铁皮箱、集装箱、机箱、木箱、机械设备等各种钣金箱体使用 备 注: 不受门板厚度限制	Feature Description: Material: SUS201/SUS304 material Surface treatment: wire drawing, mirror Structural function: surface-mounted hidden handle, easy to install and remove by screws and nuts Uses: Generally suitable for toolboxes, iron boxes, containers, chassis, wooden boxes, mechanical equipment and other sheet metal boxes Remarks: Not limited by door panel thickness
圆柱锁 Cylinder lock			
平面锁 Plane lock			
连杆锁 Rod control lock			
面板锁 Panel lock	 LS528-8	 特征说明: 材 质: SUS201/SUS304材质 表面处理: 拉丝, 镜面 结构功能: 明装式隐藏拉手, 通过螺丝、螺母安装, 易快速安装拆卸方便 用 途: 一般适用于工具箱、铁皮箱、集装箱、机箱、木箱、机械设备等各种钣金箱体使用 备 注: 不受门板厚度限制	Feature Description: Material: SUS201/SUS304 material Surface treatment: wire drawing, mirror Structural function: surface-mounted hidden handle, easy to install and remove by screws and nuts Uses: Generally suitable for toolboxes, iron boxes, containers, chassis, wooden boxes, mechanical equipment and other sheet metal boxes Remarks: Not limited by door panel thickness
搭扣锁 Tongle and hook			
拉手 Handles			
限位 Door stop			
铰链 Hinge	 LS528-8	 特征说明: 材 质: SUS201/SUS304材质 表面处理: 拉丝, 镜面 结构功能: 明装式隐藏拉手, 通过螺丝、螺母安装, 易快速安装拆卸方便 用 途: 一般适用于工具箱、铁皮箱、集装箱、机箱、木箱、机械设备等各种钣金箱体使用 备 注: 不受门板厚度限制	Feature Description: Material: SUS201/SUS304 material Surface treatment: wire drawing, mirror Structural function: surface-mounted hidden handle, easy to install and remove by screws and nuts Uses: Generally suitable for toolboxes, iron boxes, containers, chassis, wooden boxes, mechanical equipment and other sheet metal boxes Remarks: Not limited by door panel thickness
冷库把手 Handle latch			
磁吸 Magnet catch			
附件 Accessories			

把手锁 Handle lock		<p>LS529-3</p>
圆柱锁 Cylinder lock		<p>LS529-2</p>
平面锁 Plane lock		<p>LS529-1</p>
连杆锁 Rod control lock		
面板锁 Panel lock		
搭扣锁 Tongue and hook		
拉手 Handles		
限位 Door stop		
铰链 Hinge		
冷库把手 Handle latch		
磁吸 Magnet catch		
附件 Accessories		

特征说明:

材质: SUS不锈钢

表面处理: SUS拉丝、镜光

结构功能: 明装隐藏式拉手, 通过螺丝固定, 安装拆卸方便, 把手最大承重50kg

用途: 一般适用于机箱、机柜、机械、机床、工具箱、型材框架等钣金设备箱体使用

备注: 适用门板厚度1-3mm

Feature Description:

Material: SUS stainless steel

Surface treatment: SUS wire drawing, mirror light

Structural function: exposed hidden handle, fixed by screws, easy to install and disassemble, the maximum load of the handle is 50kg

Uses: Generally suitable for chassis, cabinet, machinery, machine tools, toolboxes, profile frames and other sheet metal equipment boxes

Remarks: Applicable door panel thickness 1-3mm

把手锁 Handle lock		<p>LS530-3</p>
圆柱锁 Cylinder lock		<p>LS530-2</p>
平面锁 Plane lock		<p>LS530-1</p>
连杆锁 Rod control lock		
面板锁 Panel lock		
搭扣锁 Tongue and hook		
拉手 Handles		
限位 Door stop		
铰链 Hinge		
冷库把手 Handle latch		
磁吸 Magnet catch		
附件 Accessories		

特征说明:

材质: SUS不锈钢

表面处理: SUS拉丝、镜光

结构功能: 明装隐藏式拉手, 通过螺丝固定, 安装拆卸方便, 把手最大承重50kg

用途: 一般适用于机箱、机柜、机械、机床、工具箱、型材框架等钣金设备箱体使用

备注: 适用门板厚度1-3mm

Feature Description:

Material: SUS stainless steel

Surface treatment: SUS wire drawing, mirror light

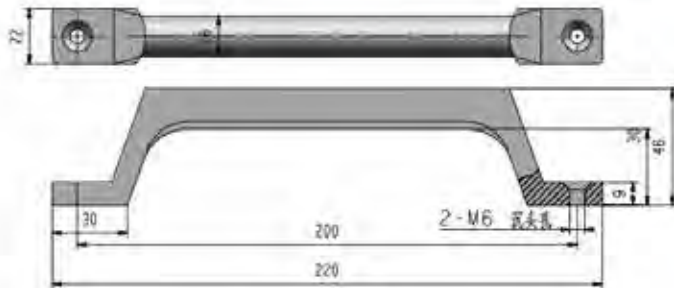

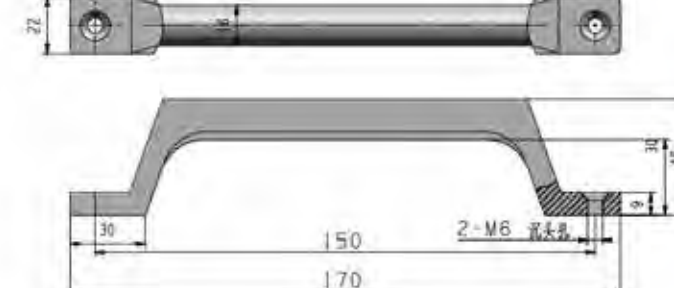

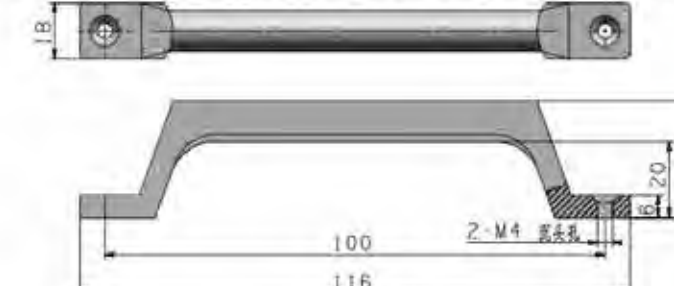

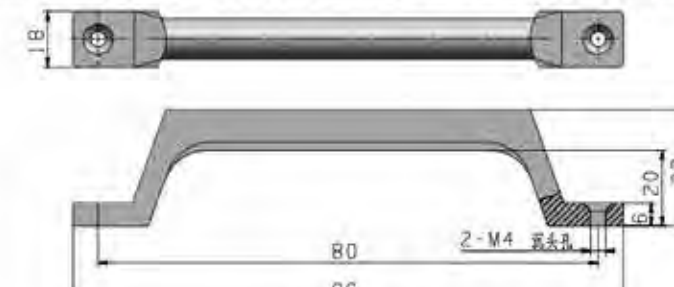


Structural function: exposed hidden handle, fixed by screws, easy to install and disassemble, the maximum load of the handle is 50kg

Uses: Generally suitable for chassis, cabinet, machinery, machine tools, toolboxes, profile frames and other sheet metal equipment boxes

Remarks: Applicable door panel thickness 1-3mm

把手锁 Handle lock			<p>LS531-1</p>	<p>特征说明: >材 质: SPCC/SUS304材质 >表面处理: 镀铬, SUS研磨 >结构功能: 外露固定式拉手, 通过螺丝固定锁紧, 安装拆卸简单方便 >用 途: 一般适用于工具箱, 铁皮箱, 集装箱, 机箱, 木箱, 机械设备等各种钣金箱体使用 >备 注: 不受门板厚度限制</p>
圆柱锁 Cylinder lock				
平面锁 Plane lock				
连杆锁 Rod control lock				
面板锁 Panel lock			<p>LS531-2</p>	<p>Feature Description: Material: SPCC/SUS304 material Surface treatment: chrome plating, SUS grinding Structural function: exposed folding handle, fixed and locked by screws, easy to install and disassemble Uses: Generally suitable for toolboxes, iron boxes, containers, chassis, wooden boxes, mechanical equipment and other sheet metal boxes Remarks: Not limited by door panel thickness</p>
搭扣锁 Tongle and hook				
拉手 Handles				
限位 Door stop				
铰链 Hinge			<p>LS534-1</p>	<p>特征说明: >材 质: SPCC/SUS304材质 >表面处理: 镀铬, SUS研磨 >结构功能: 外露固定式拉手, 通过螺丝固定锁紧, 安装拆卸简单方便 >用 途: 一般适用于工具箱, 铁皮箱, 集装箱, 机箱, 木箱, 机械设备等各种钣金箱体使用 >备 注: 不受门板厚度限制</p>
冷库把手 Handle latch				
磁吸 Magnet catch				
附件 Accessories				

把手锁 Handle lock			<p>LS532-1</p>	<p>Feature Description: Material: SPCC/SUS304 material Surface treatment: chrome plating, SUS grinding Structural function: exposed folding handle, fixed and locked by screws, easy to install and disassemble Uses: Generally suitable for toolboxes, iron boxes, containers, chassis, wooden boxes, mechanical equipment and other sheet metal boxes Remarks: Not limited by door panel thickness</p>
圆柱锁 Cylinder lock				
平面锁 Plane lock				
连杆锁 Rod control lock				
面板锁 Panel lock			<p>LS534-1</p>	<p>特征说明: >材 质: SPCC/SUS201/SUS304材质 >表面处理: 镀铬, SUS研磨 >结构功能: 外露式折叠拉手, 通过螺丝固定锁紧, 安装拆卸简单方便 >用 途: 一般适用于工具箱, 铁皮箱, 集装箱, 机箱, 木箱, 机械设备等各种钣金箱体使用 >备 注: 不受门板厚度限制</p>
搭扣锁 Tongle and hook				
拉手 Handles				
限位 Door stop				
铰链 Hinge			<p>LS534-1</p>	<p>Feature Description: Material: SPCC/SUS304 material Surface treatment: chrome plating, SUS grinding Structural function: exposed folding handle, fixed and locked by screws, easy to install and disassemble Uses: Generally suitable for toolboxes, iron boxes, containers, chassis, wooden boxes, mechanical equipment and other sheet metal boxes Remarks: Not limited by door panel thickness</p>
冷库把手 Handle latch				
磁吸 Magnet catch				
附件 Accessories				

 <p>LS1080-1</p>	 <p>把手锁 Handle lock</p>
 <p>LS1080-2</p>	 <p>圆柱锁 Cylinder lock</p>
 <p>LS1080-3</p>	 <p>平面锁 Plane lock</p>
 <p>LS1080-4</p>	 <p>连杆锁 Rod control lock</p>
<p>Feature Description: Material: ZDC zinc alloy/SUS stainless steel Surface treatment: ZDC black, silver, SUS brushed, mirror light Structural function: exposed hidden handle, fixed by screws, easy to install and disassemble, the maximum load of the handle is 50kg Uses: Generally suitable for chassis, cabinets, electrical boxes, machinery, machine tools, instrumentation, testing equipment and other sheet metal boxes Remarks: Applicable door panel thickness 1-3mm</p>	 <p>搭扣锁 Hook Tongue and</p> <p>拉手 Handles</p> <p>限位 Door stop</p> <p>铰链 Hinge</p> <p>冷库把手 Handle latch</p> <p>磁吸 Magnet catch</p> <p>附件 Accessories</p> <p>特征说明: 材 质: ZDC锌合金/SUS不锈钢 表面处理: ZDC黑色、银色、SUS拉丝、抛光 结构功能: 暗装隐藏式拉手, 通过螺丝固定, 安装拆卸简单方便, 把手最大承重50kg 用 途: 一般适用于机箱、机柜、机床、机座、工控机箱、型材框架等钣金设备箱体使用 备 注: 适用门板厚度1-3mm</p>